



US00D928223S

(12) **United States Design Patent**
Gallegos et al.

(10) **Patent No.:** **US D928,223 S**

(45) **Date of Patent:** **** Aug. 17, 2021**

(54) **UPRIGHT PIANO**

(71) Applicant: **Steinway Musical Instruments, Inc.**,
New York, NY (US)

(72) Inventors: **Marco Gallegos**, Berlin (DE); **Robert Polan**, Floral Park, NY (US)

(73) Assignee: **Steinway Musical Instruments, Inc.**,
New York, NY (US)

(**) Term: **15 Years**

(21) Appl. No.: **29/762,358**

(22) Filed: **Dec. 16, 2020**

Related U.S. Application Data

(62) Division of application No. 29/662,410, filed on Sep. 5, 2018, now Pat. No. Des. 907,109.

(51) **LOC (13) Cl.** **17-01**

(52) **U.S. Cl.**
USPC **D17/7**

(58) **Field of Classification Search**
USPC D17/1, 2, 7, 99; D21/405, 409;
D14/203.1
CPC G10C 1/00; G10C 1/02; G10C 3/12
See application file for complete search history.

(56) **References Cited**

U.S. PATENT DOCUMENTS

D45,520 S * 3/1914 Bjur D17/7
D45,729 S * 5/1914 Smith D21/409
1,623,188 A * 4/1927 Hurst G10C 3/02
84/177
D100,463 S * 7/1936 Cameron, Jr. D17/7
D481,066 S * 10/2003 Sato D17/7
D814,556 S * 4/2018 Liu D17/7
D827,018 S * 8/2018 Stolarski D17/7

D849,828 S * 5/2019 Liu D17/7
D890,250 S * 7/2020 Gallegos D17/7
D907,109 S * 1/2021 Gallegos D17/7
2004/0055440 A1 * 3/2004 Totsuka G10C 3/02
84/182

FOREIGN PATENT DOCUMENTS

DE 2650913 A1 * 5/1977 G10C 3/26
JP 10133645 A * 5/1998

* cited by examiner

Primary Examiner — R. Johnson

(74) *Attorney, Agent, or Firm* — Fish & Richardson P.C.

(57) **CLAIM**

The ornamental design for an upright piano, as shown and described.

DESCRIPTION

The patent or application file contains at least one drawing executed in color. Copies of this patent or patent publication with color drawings(s) will be provided by the Office upon request and payment of the necessary fee.

FIG. 1 is a front, right side perspective view of an upright piano, showing my new design;

FIG. 2 is a front view thereof;

FIG. 3 is a front, top view thereof;

FIG. 4 is an enlarged, partial, top view of the front, lower portion thereof;

FIG. 5 is a front, left side perspective view thereof;

FIG. 6 is an enlarged, partial, perspective view of the front portion thereof; and,

FIG. 7 is an enlarged, partial, perspective, view of the front portion thereof.

1 Claim, 7 Drawing Sheets
(7 of 7 Drawing Sheet(s) Filed in Color)






FIG. 1



FIG. 2



FIG. 3




FIG. 4



FIG. 5



FIG. 6




FIG. 7