

US00D928162S

(12) **United States Design Patent**
Kadonaga

(10) **Patent No.:** **US D928,162 S**
(45) **Date of Patent:** **** Aug. 17, 2021**

(54) **MEMORY CARD**

(71) Applicant: **SONY CORPORATION**, Tokyo (JP)

(72) Inventor: **Akira Kadonaga**, Kanagawa (JP)

(73) Assignee: **SONY CORPORATION**, Tokyo (JP)

(**) Term: **15 Years**

(21) Appl. No.: **29/688,149**

(22) Filed: **Apr. 18, 2019**

Related U.S. Application Data

(60) Division of application No. 29/600,901, filed on Apr. 17, 2017, now Pat. No. Des. 848,431, which is a continuation-in-part of application No. 29/552,017, filed on Jan. 19, 2016, now Pat. No. Des. 814,473.

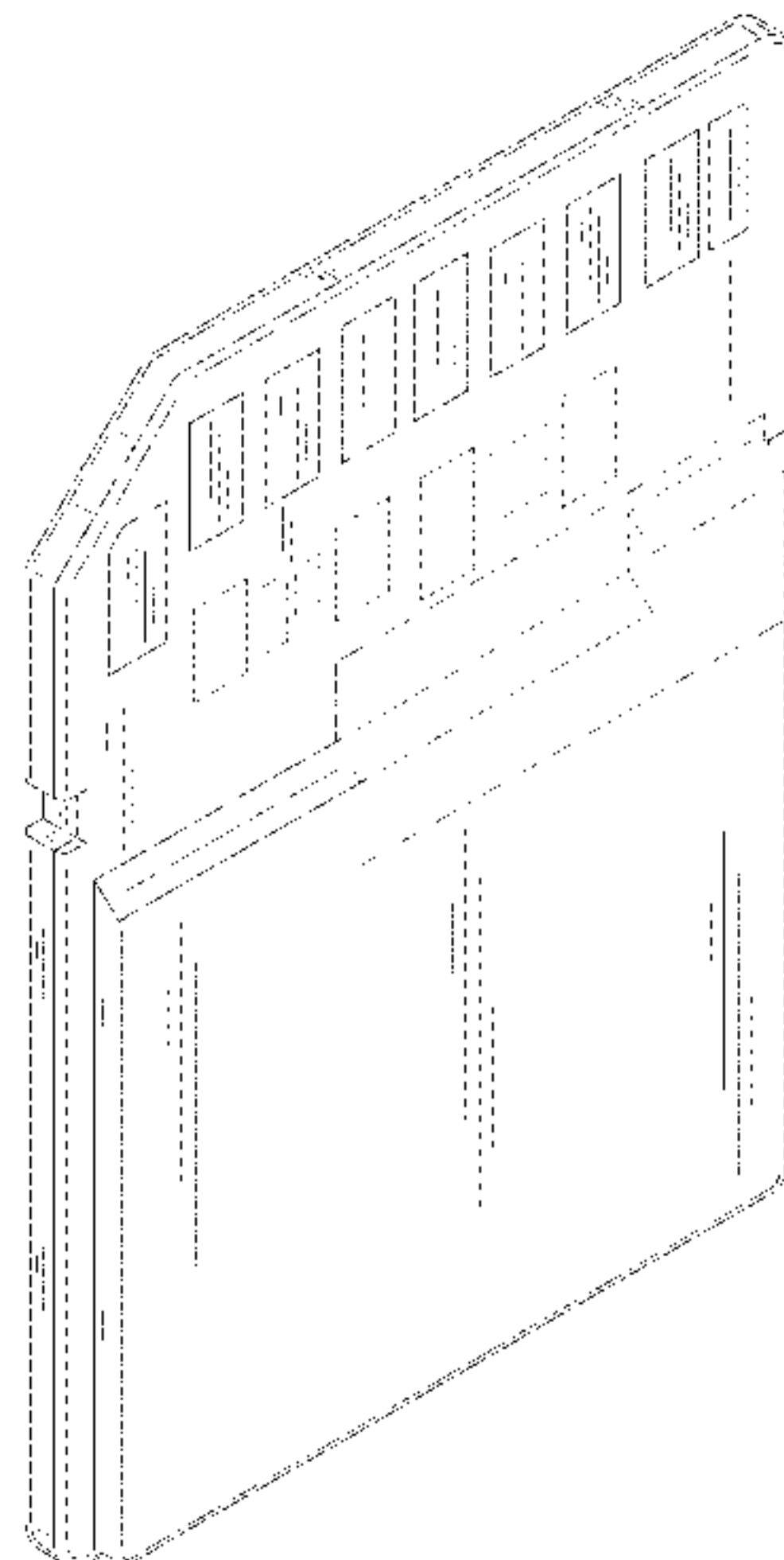
(51) **LOC (13) Cl.** **14-02**

(52) **U.S. Cl.**
USPC **D14/436**

(58) **Field of Classification Search**
USPC D14/435-438, 478-480; 235/441, 443, 235/487, 492, 493, 495; 361/737, 679, 361/752, 736, 728, 796, 797, 729, 730, 361/725-727; 257/678, 679, 693, 257/E23.064; 439/946, 948, 159; 174/250, 260, 52.1, 52.2; 710/300-303; 438/121

CPC G06K 19/06196; G06K 19/072; G06K 19/0721; G06K 19/0722; G06K 19/0723; G06K 19/0724; G06K 19/0725; G06K 19/0726; G06K 19/0727; G06K 19/0728; G06K 19/073; G06K 19/07309; G06K 19/077; G06K 19/07701; G06K 19/07715; G06K 19/0772; G06K 19/07722; G06K 19/07724; G06K 19/07726; G06K 19/07728; G06K 19/0773; G06K 19/07735; G06K 19/07737; G06K 19/07739; G06K 19/07741; G06K 19/07743; G06K 19/07745; G06K 19/07747; G06K 19/07749; G06K 19/07758; G06K

19/07767; G06K 19/07769; G06K 19/07771; G06K 19/07773; G06K 19/07775; G06K 19/083; G06K 19/086; G06K 19/145; G06K 19/18; G06K 2215/0022; G06K 2215/0025; G06K 2215/0028; G06K 2215/0031; G06K 2215/004; G06K 2215/0082; G06F 21/86; G06F 21/87; G06F 21/88; G06F 21/77-80; G06F 21/85-88; G06F 21/00; G06Q 20/3229; G06Q 20/34; G06Q 20/341; G06Q 20/346; G06Q 20/349; G06Q 20/3563; G06Q 20/3567; G06Q 20/357; G06Q 20/3576; H05K 5/026; H05K 5/0256; H05K 5/0265; H05K 5/0269; H05K 5/0273; H05K 5/0278; H05K 5/0282; H05K 5/0286; H05K 5/0291; H05K 5/0295; H05K 5/03; H05K 5/04; H05K 5/06; H05K 5/061; H05K 5/062; H05K 5/063; H05K 5/064; H05K 5/065; H05K 5/066; H05K 5/067; H05K 5/068; H05K 5/069; H05K 7/00; H05K 7/005; H05K 7/02; H05K 7/023; H05K 7/026; H05K 7/04; H05K 7/10; H05K 7/1418; H05K 7/142; H05K 7/1424; H05K 7/1427-1439; H05K 7/1461; H05K 7/1464-1474; H05K 7/1479; H05K 7/1481; H05K 7/1485-1488; H05K 2201/09745; H05K 2201/09754; H05K 2201/09763; H05K 2201/09772; H05K 2201/098; H05K 2201/09818; H05K 2201/10; H05K 2201/10007; H05K 2201/10098; H05K 2201/10143; H05K 2201/10159; H05K 2201/10174; H05K 2201/10212; H05K 2201/1028; H05K 2201/1031; H05K 2201/10431; H05K 2201/22; H05K 2201/10462; H05K 2201/10545; H05K 2201/10553; H05K 2201/1056; H05K 2201/10621; H05K 2201/10636; H05K 2203/05; H05K 3/368; H05K 3/3436; H05K 3/36; H05K 3/40; H05K 3/4007; H05K 3/4015; H05K 3/403; H05K 3/4053; H05K 3/4092; H05K 3/42; H05K 3/421; H05K 3/46;



H05K 1/14; H05K 1/141; H05K 1/142;
H05K 1/144; H05K 1/145; H05K 1/182;
H04N 2201/216

See application file for complete search history.

(56)

References Cited

U.S. PATENT DOCUMENTS

D298,326 S 11/1988 Kimura
5,242,310 A 9/1993 Leung
5,333,100 A 7/1994 Anhalt et al.
5,339,222 A 8/1994 Simmons et al.
D370,904 S 6/1996 Nakata et al.
D378,085 S 2/1997 Kerklaan et al.
D410,913 S 6/1999 Saito et al.
D415,132 S 10/1999 Homma et al.
D421,597 S 3/2000 Oba et al.
D421,967 S 3/2000 Oba et al.
D425,072 S 5/2000 Dosch et al.
D432,540 S 10/2000 Laity et al.
D434,042 S 11/2000 Yasufuku et al.
D435,256 S 12/2000 Hibino
D452,495 S 12/2001 Murnagham et al.
D458,267 S 6/2002 Goto
D458,935 S 6/2002 Hiroki
D459,355 S * 6/2002 Shimoda D14/436
D469,776 S 2/2003 Laity et al.
D482,025 S 11/2003 Laity et al.
6,834,810 B2 * 12/2004 Maruyama G06K 13/08
235/375
D502,465 S 3/2005 Laity et al.
D504,433 S 4/2005 Nishizawa et al.
D522,520 S 6/2006 Hsu
D523,435 S 6/2006 Takiar et al.
D525,623 S 7/2006 Takiar et al.
D525,978 S 8/2006 Takiar et al.
D531,181 S * 10/2006 Cuellar D14/436
D537,081 S 2/2007 Takiar et al.
7,218,528 B2 * 5/2007 Chen H05K 5/0282
235/487
D563,430 S 3/2008 Deguchi et al.
7,359,204 B1 * 4/2008 Jang G06K 19/07
235/492
7,427,032 B2 * 9/2008 Osako G06K 19/07739
235/380
D628,202 S 11/2010 Pomerantz et al.
D638,431 S 5/2011 Pomerantz et al.
D639,302 S 6/2011 Nakamura
D642,173 S 7/2011 Lee et al.
D643,040 S 8/2011 Sedio et al.
D666,201 S 8/2012 Gallagher et al.
D681,640 S 5/2013 Aoki et al.
D735,203 S * 7/2015 Kim D14/436
D735,204 S * 7/2015 Kim D14/436
D814,473 S * 4/2018 Kadonaga D14/436
D848,431 S * 5/2019 Kadonaga D14/436
D900,827 S * 11/2020 Kondo D14/436
D902,164 S * 11/2020 Kondo D13/182
2004/0070952 A1 4/2004 Higuchi et al.
2005/0082375 A1 * 4/2005 Nishizawa G06K 19/077
235/492
2005/0279838 A1 * 12/2005 Wang G06K 19/07732
235/492
2005/0281010 A1 12/2005 Wang et al.
2006/0049265 A1 * 3/2006 Ho H05K 1/117
235/492
2006/0194479 A1 8/2006 Osako et al.
2006/0288145 A1 * 12/2006 Chen H05K 5/0282
710/301
2006/0289500 A1 * 12/2006 Okumura G06K 19/07732
219/686
2008/0083828 A1 * 4/2008 Le G06K 19/07739
235/441
2008/0173996 A1 * 7/2008 Han H01L 25/18
257/679

2010/0049878 A1 * 2/2010 Yu G06K 19/07732
710/11
2010/0105251 A1 * 4/2010 Hiew G06F 1/1632
439/638
2010/0205341 A1 * 8/2010 Chen G06F 13/385
710/301
2011/0128207 A1 6/2011 Arimura
2011/0145465 A1 * 6/2011 Okada G06F 13/409
710/301
2012/0117315 A1 * 5/2012 Okada G06K 19/07732
711/103
2013/0258576 A1 10/2013 Ben-Gad et al.
2013/0311720 A1 * 11/2013 Li G06F 3/0679
711/115
2014/0169090 A1 * 6/2014 Ma G06K 19/07732
365/185.05
2014/0258563 A1 * 9/2014 Otsuka G06F 13/385
710/13
2017/0126670 A1 * 5/2017 Lin H04L 63/0853
2017/0154003 A1 6/2017 Han et al.

FOREIGN PATENT DOCUMENTS

CN 302393041 S 4/2013
EM 002269746-0001 S 2/2015
JP 2003-091700 A 3/2003

OTHER PUBLICATIONS

Furumiya, "Today's Goods—Protect Valuable Data from Water! Waterproof SD Card", Ke-tai Watch, Website http://k-tai.watch.impress.co.jp/cda/article/todays_goods/20086.html, Aug. 11, 2004, Impress Corporation, Japan.

* cited by examiner

Primary Examiner — Susan Moon Lee
(74) *Attorney, Agent, or Firm* — Michael Best and Friedrich LLP

(57)

CLAIM

The ornamental design for a memory card, as shown and described.

DESCRIPTION

FIG. 1 is a perspective view of a first embodiment of a memory card showing my new design;
FIG. 2 is a front elevational view thereof;
FIG. 3 is a rear elevational view thereof;
FIG. 4 is a left side elevational view thereof;
FIG. 5 is a right side elevational view thereof;
FIG. 6 is a top plan view thereof; and
FIG. 7 is a bottom plan view thereof.
FIG. 8 is an enlarged partial left side elevational view thereof along the lines 8-8 of FIG. 4.
FIG. 9 is a perspective view of a second embodiment of a memory card showing my new design;
FIG. 10 is a front elevational view thereof;
FIG. 11 is a rear elevational view thereof;
FIG. 12 is a left side elevational view thereof;
FIG. 13 is a right side elevational view thereof;
FIG. 14 is a top plan view thereof; and
FIG. 15 is a bottom plan view thereof.
FIG. 16 is an enlarged partial left side elevational view thereof along the lines 16-16 of FIG. 12.
FIG. 17 is a perspective view of a third embodiment of a memory card showing my new design;
FIG. 18 is a front elevational view thereof;

FIG. 19 is a rear elevational view thereof;
FIG. 20 is a left side elevational view thereof;
FIG. 21 is a right side elevational view thereof;
FIG. 22 is a top plan view thereof; and
FIG. 23 is a bottom plan view thereof.
FIG. 24 is an enlarged partial left side elevational view thereof along the lines 24-24 of FIG. 20.
FIG. 25 is a perspective view of a fourth embodiment of a memory card showing my new design;
FIG. 26 is a front elevational view thereof;
FIG. 27 is a rear elevational view thereof;
FIG. 28 is a left side elevational view thereof;
FIG. 29 is a right side elevational view thereof;
FIG. 30 is a top plan view thereof; and
FIG. 31 is a bottom plan view thereof.
FIG. 32 is a partially enlarged left side elevational view thereof along the line 32-32 of FIG. 28.
FIG. 33 is a perspective view of a fifth embodiment of a memory card showing my new design;
FIG. 34 is a front elevational view thereof;
FIG. 35 is a rear elevational view thereof;
FIG. 36 is a left side elevational view thereof;
FIG. 37 is a right side elevational view thereof;
FIG. 38 is a top plan view thereof; and,
FIG. 39 is a bottom plan view thereof.
The even-dash broken lines illustrating a portion of the memory card form no part of the claimed design. Dot-dash broken lines showing of a part of the memory card define the boundaries of the claimed design and are not included in the claimed design.

1 Claim, 20 Drawing Sheets

FIG.1

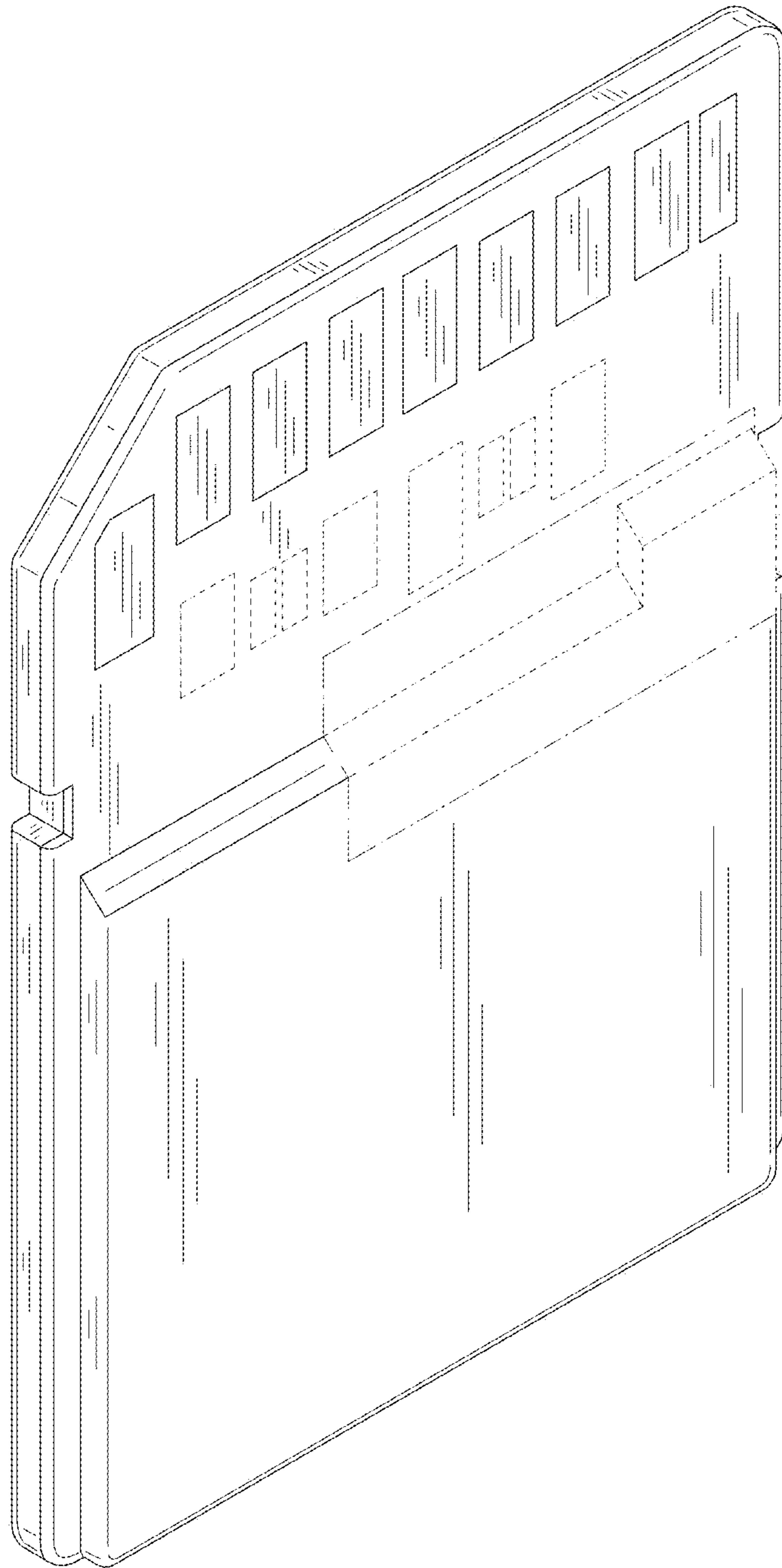


FIG.8

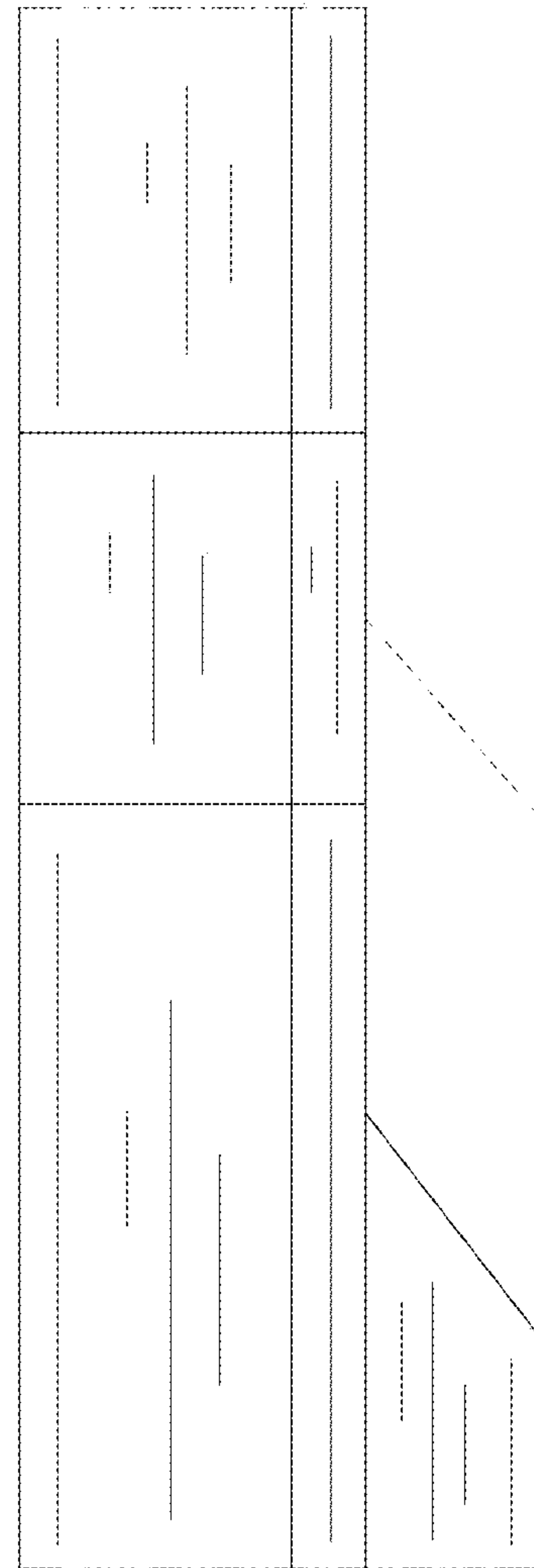


FIG.2

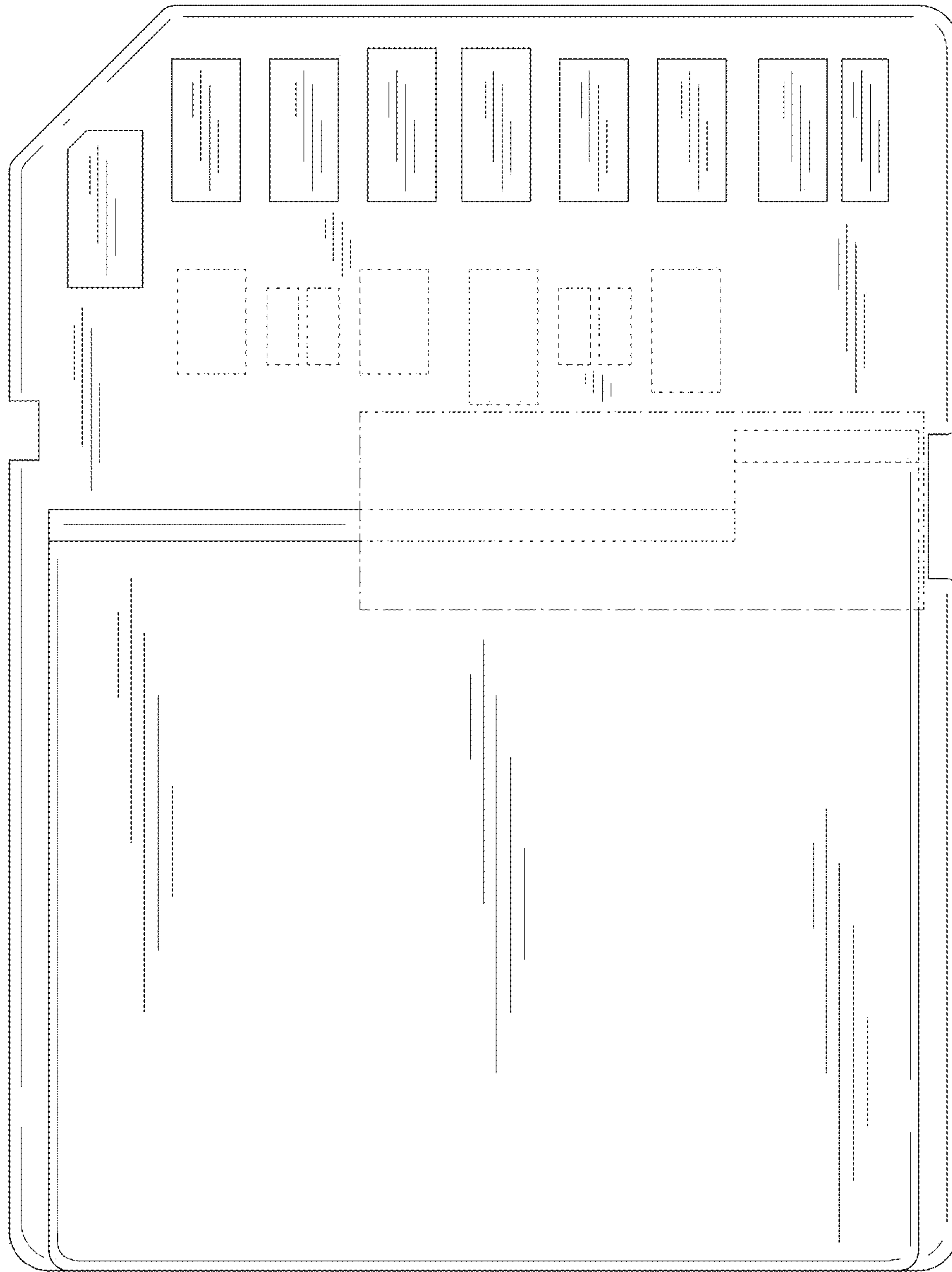


FIG.3




FIG.4

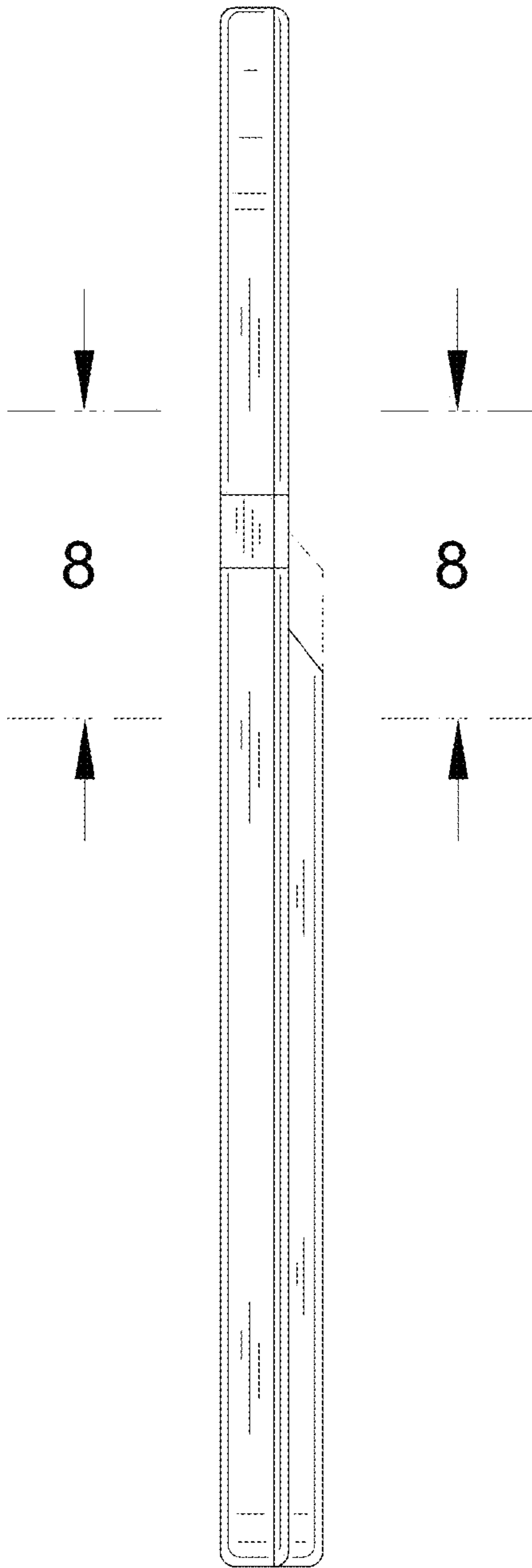


FIG.5

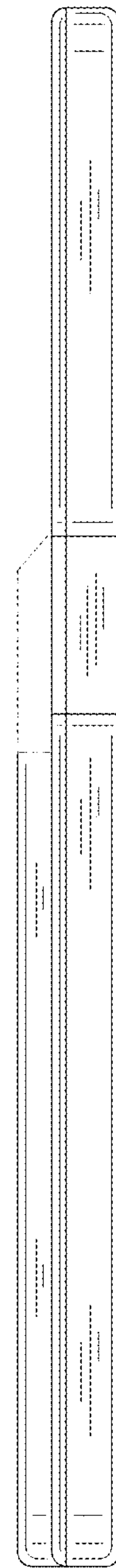


FIG.6




FIG.7




FIG.9

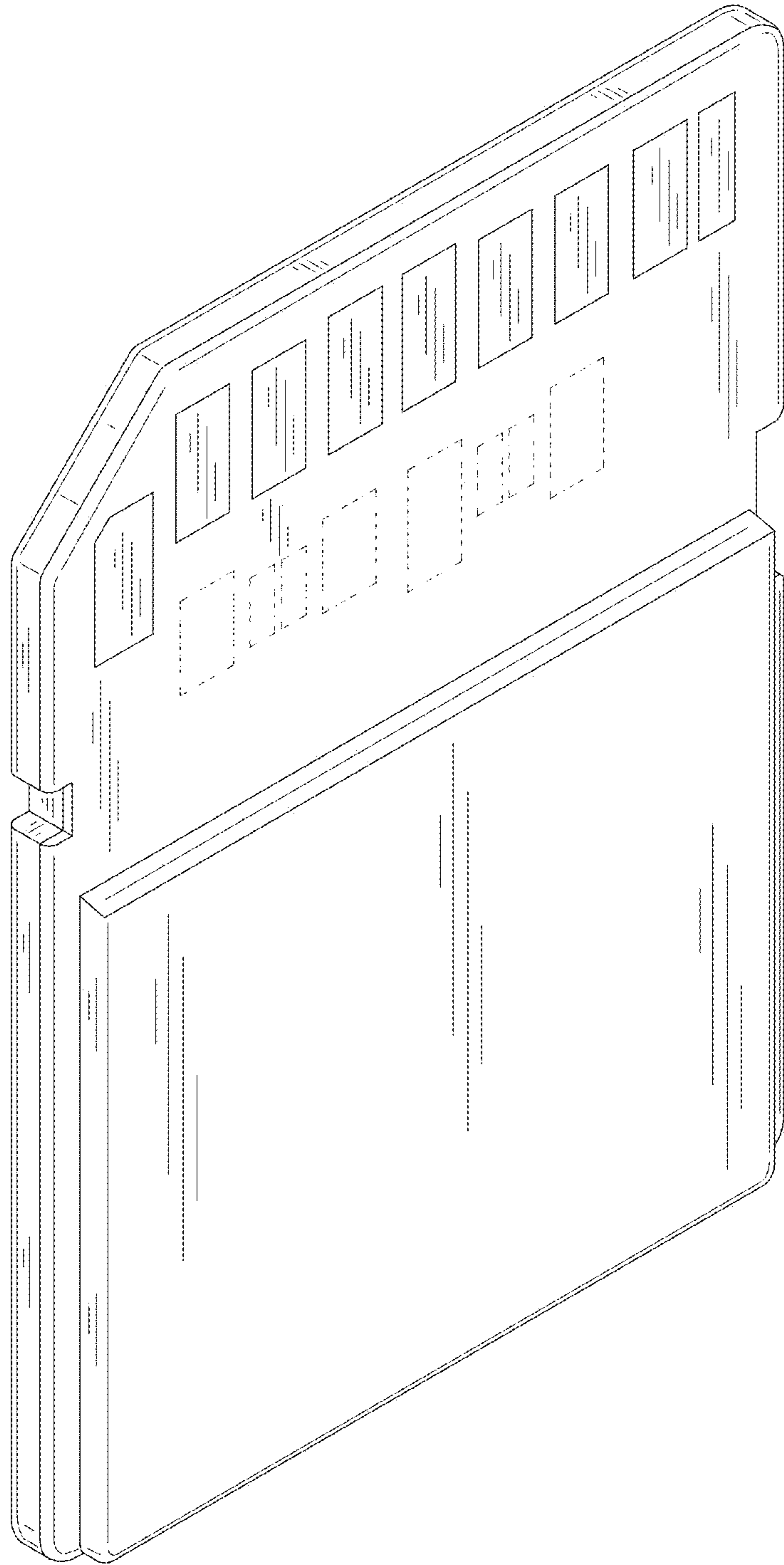


FIG.16

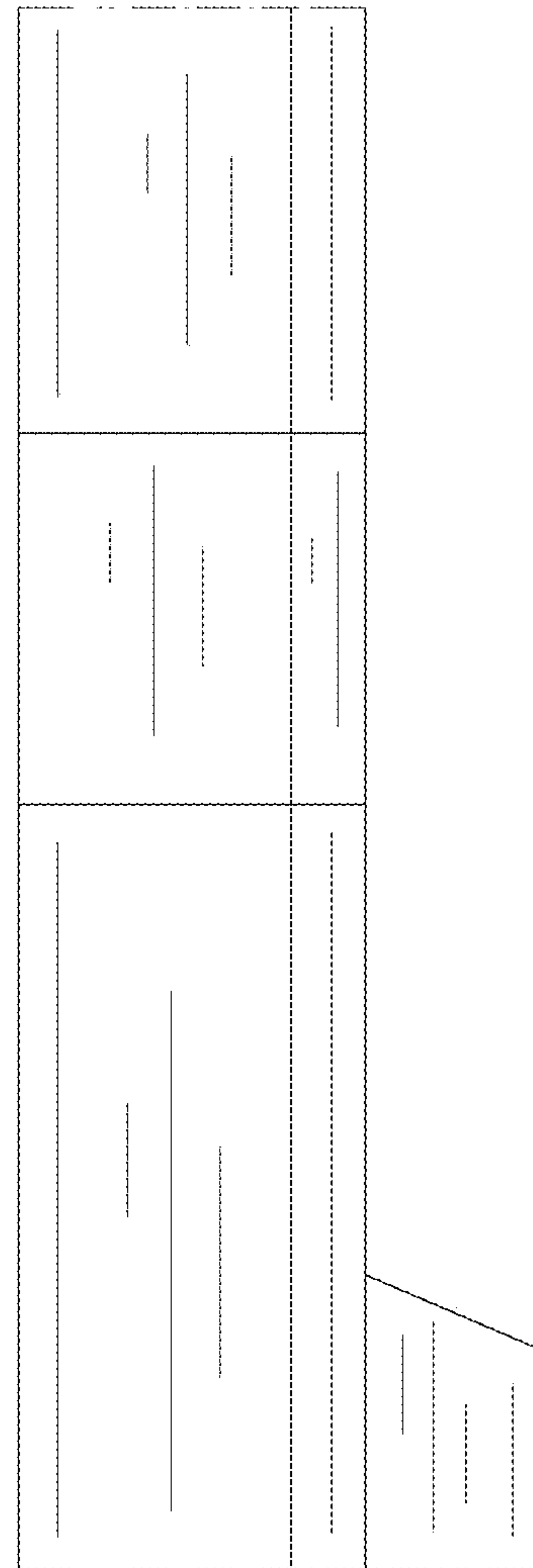


FIG.10

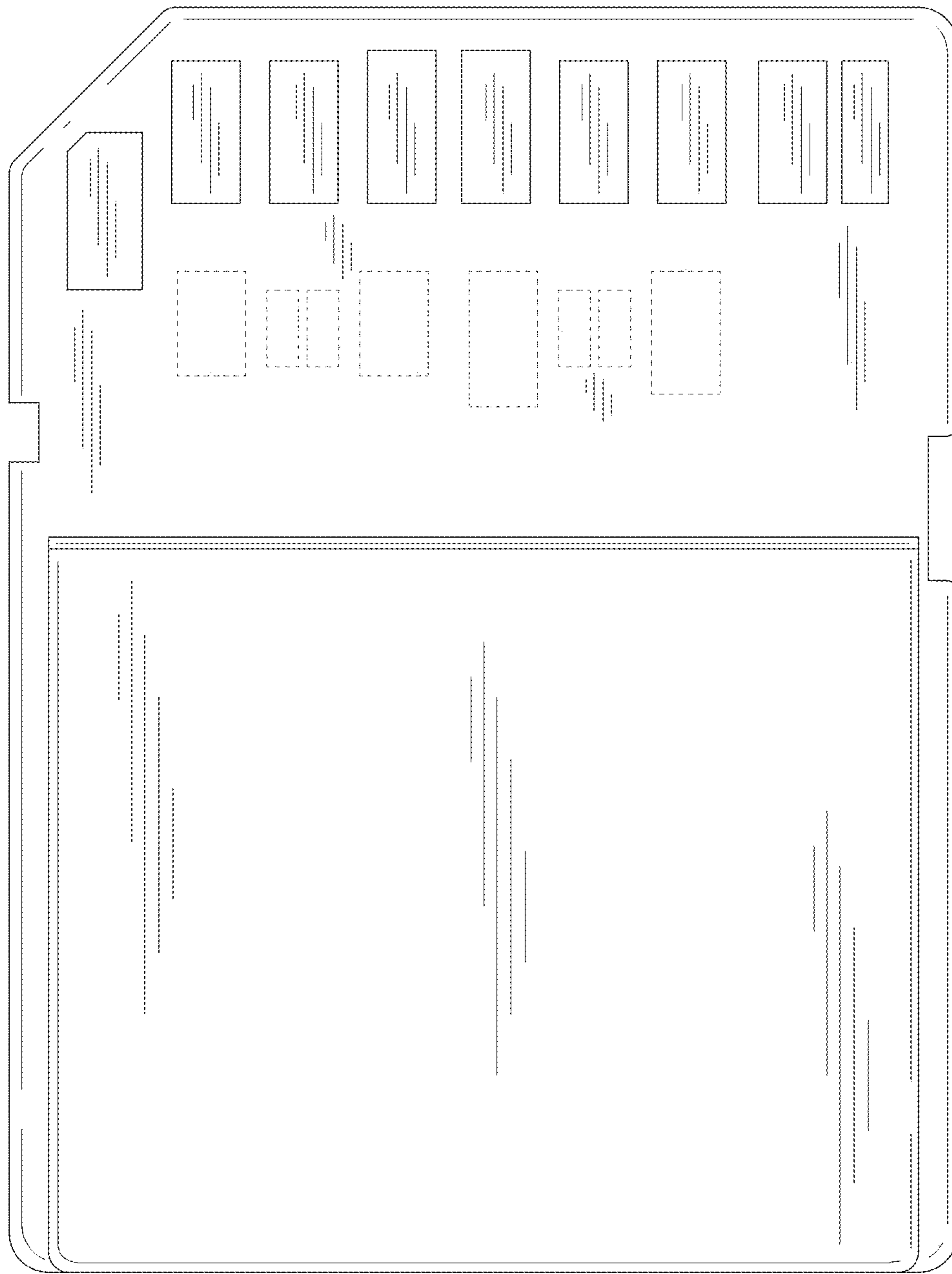


FIG. 11




FIG.12

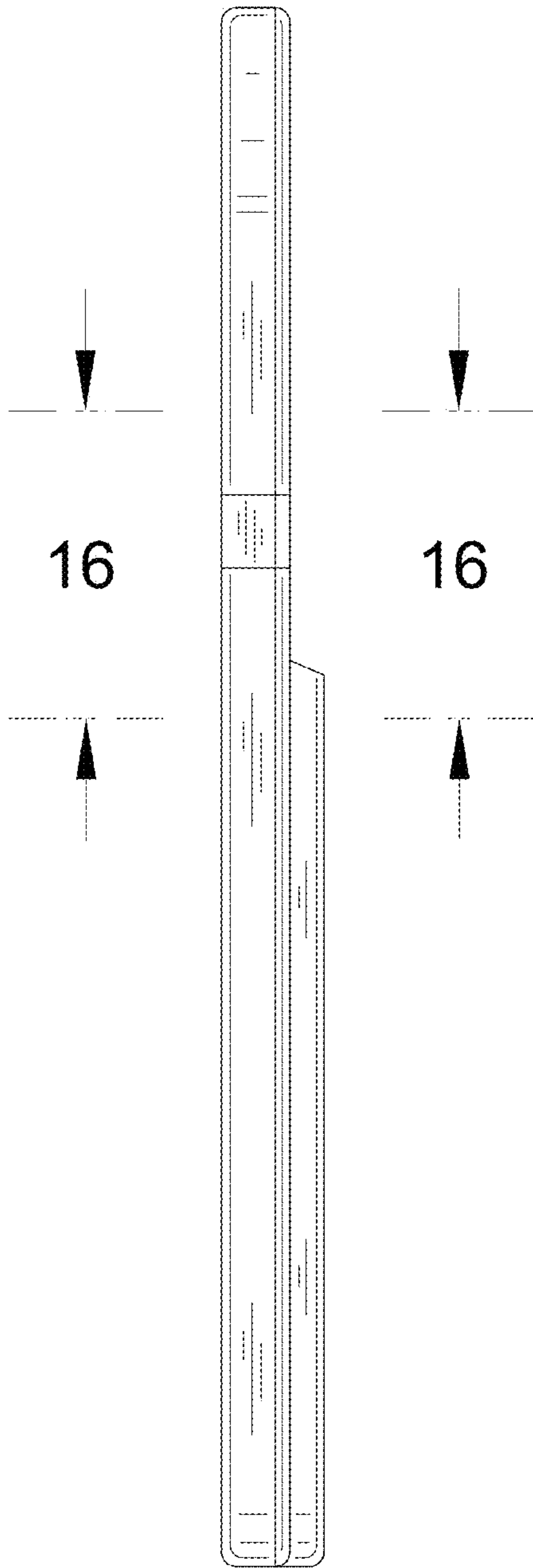


FIG.13

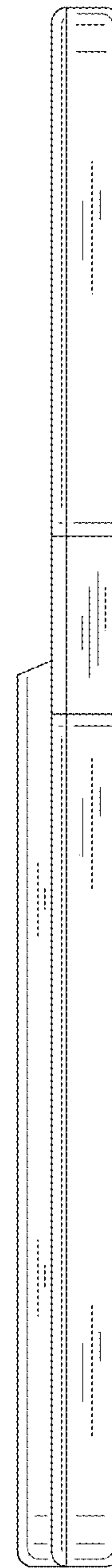


FIG.14




FIG.15




FIG.17

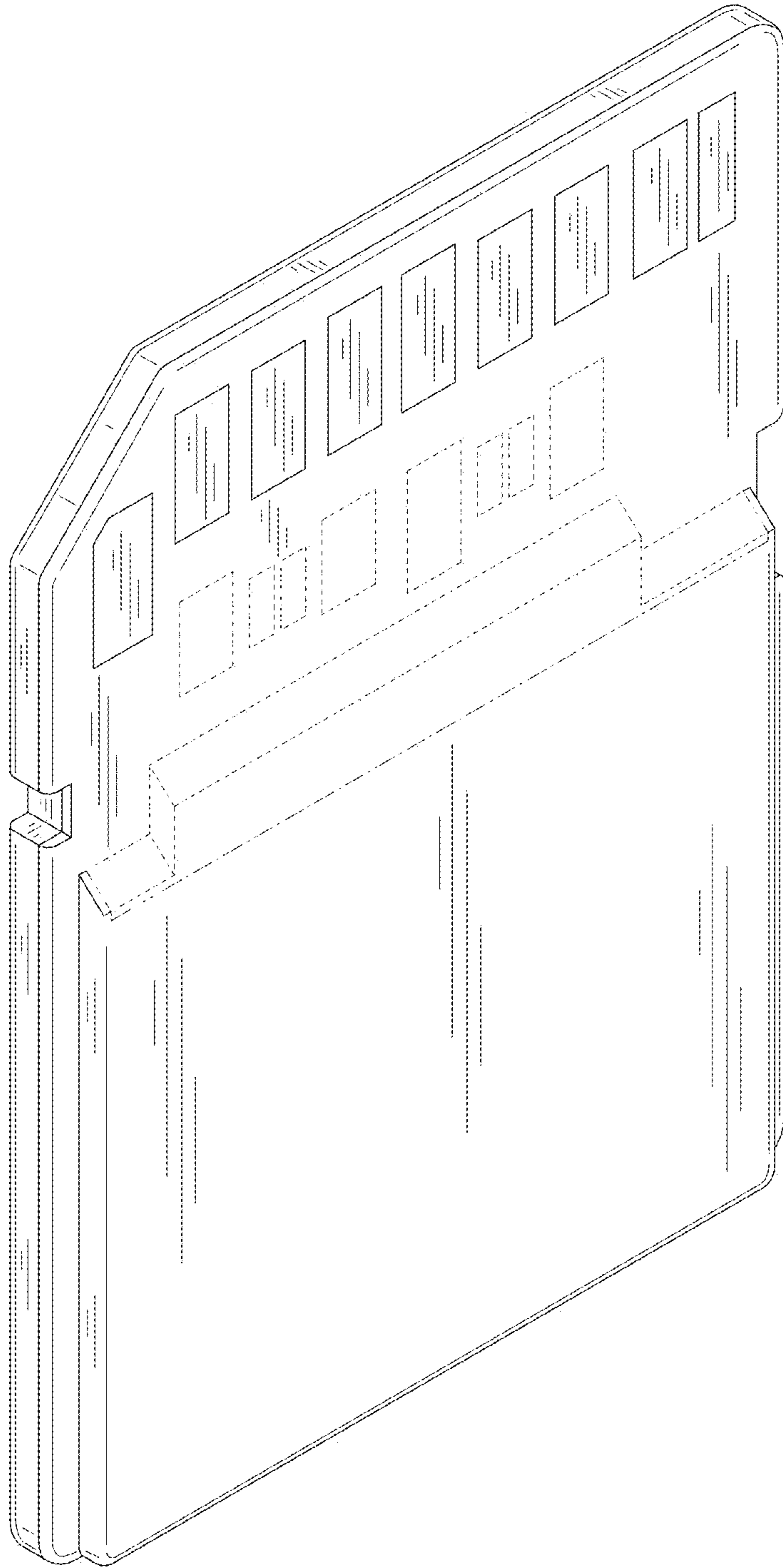


FIG.24

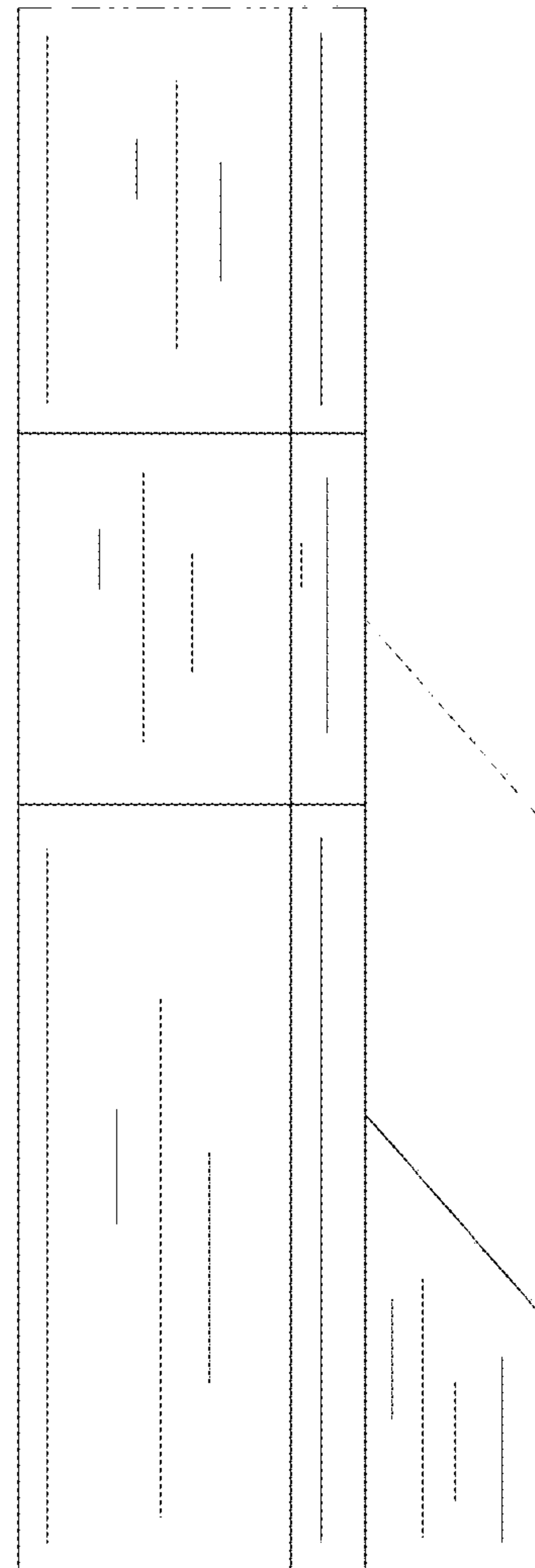


FIG. 18

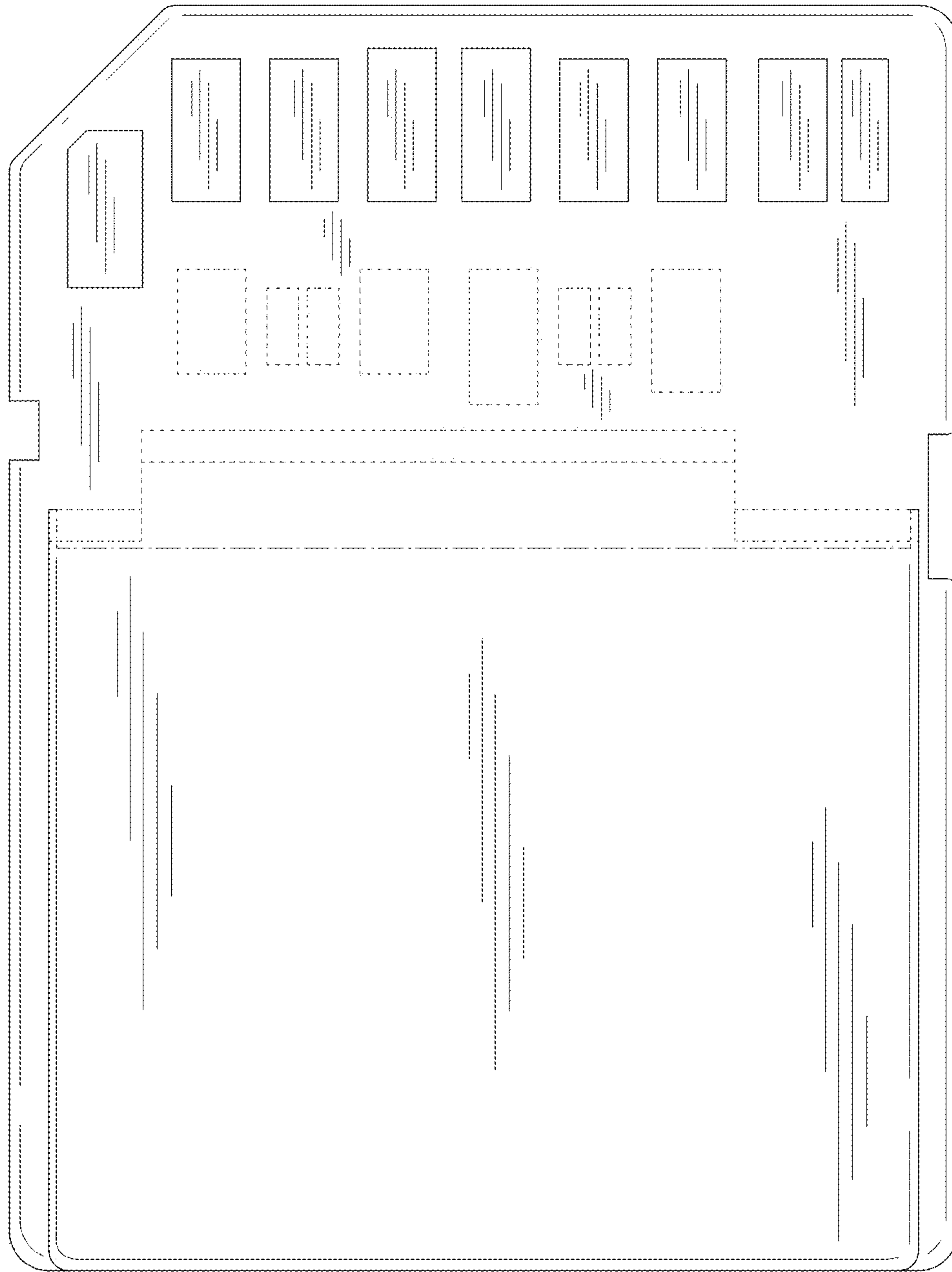


FIG. 19




FIG.20

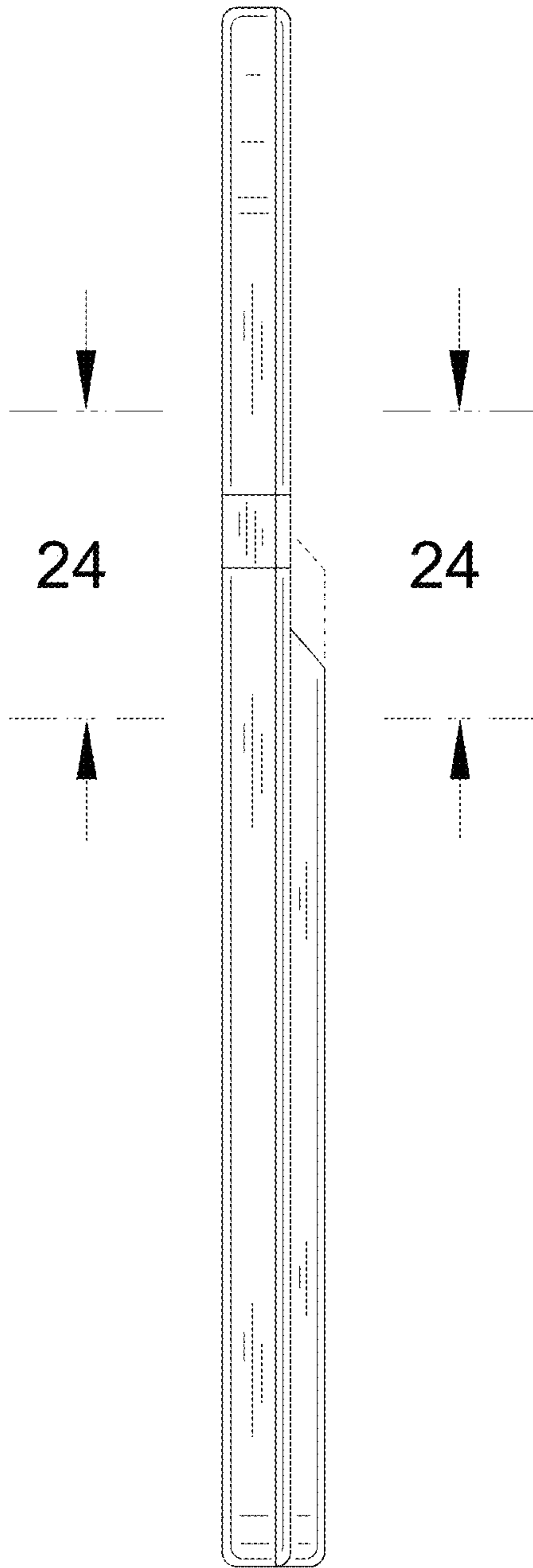


FIG.21

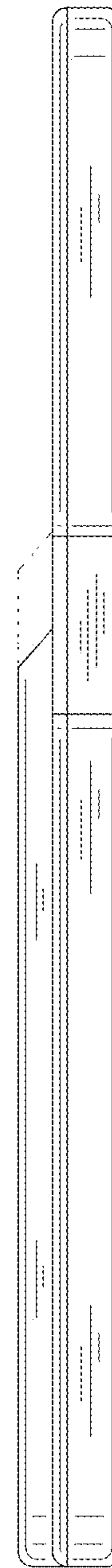


FIG.22




FIG.23

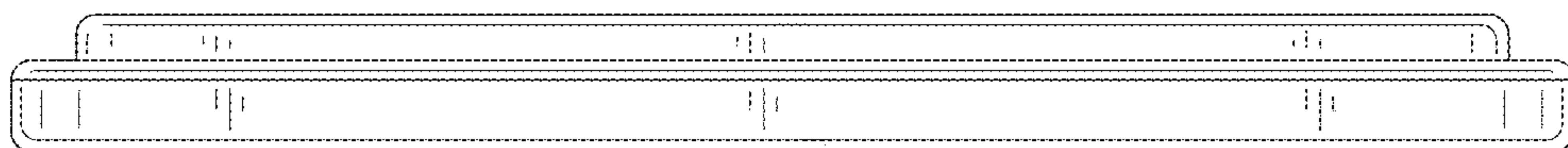


FIG.25




FIG.32

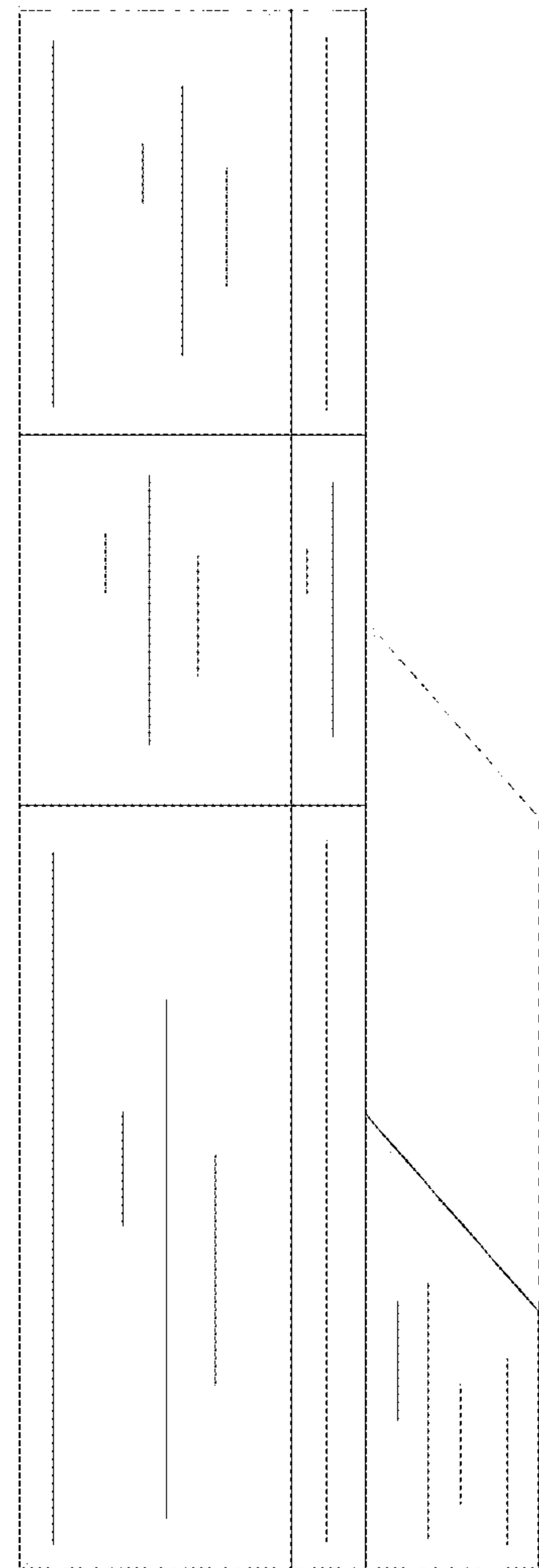


FIG.26

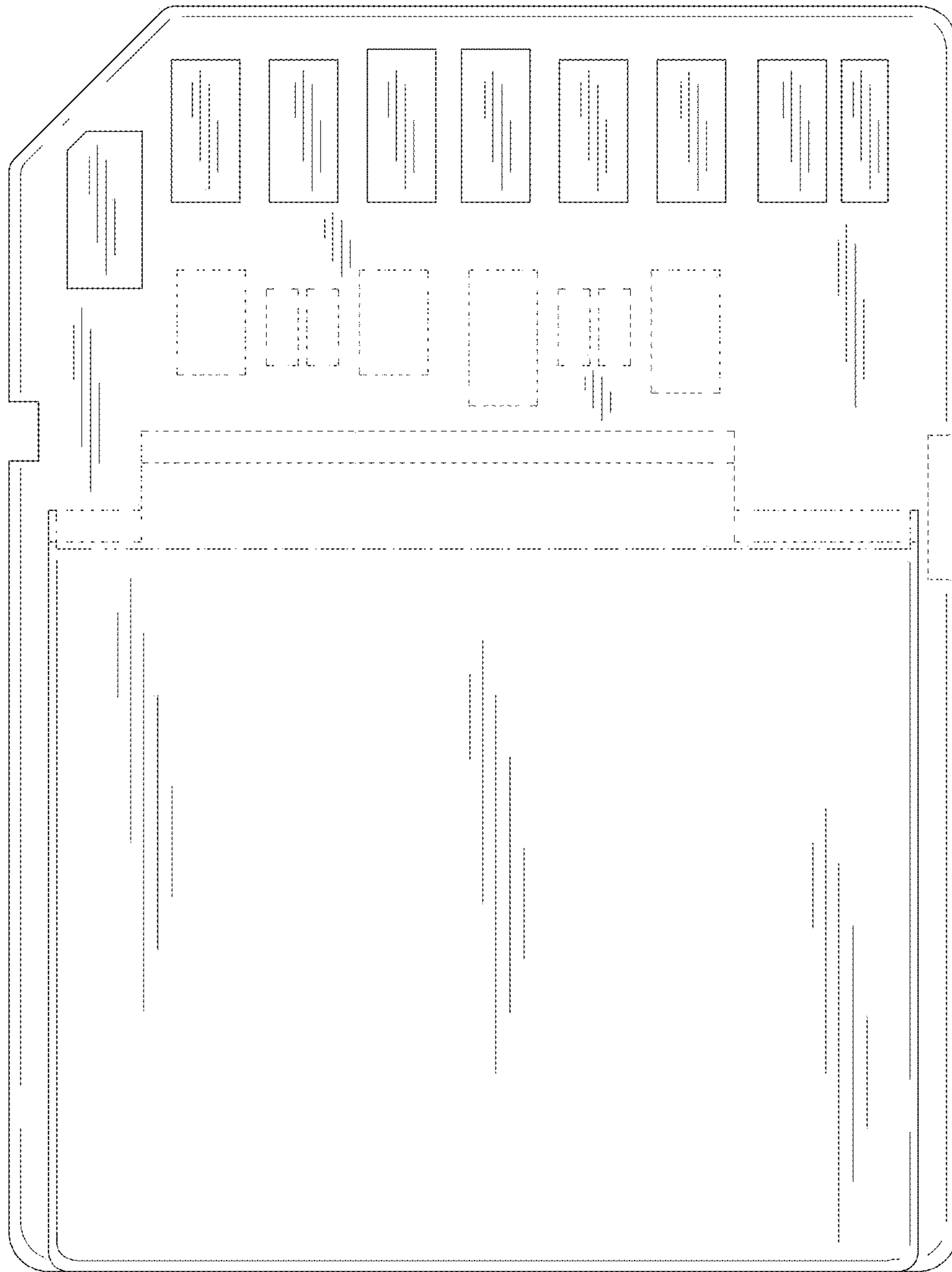


FIG.27




FIG.28

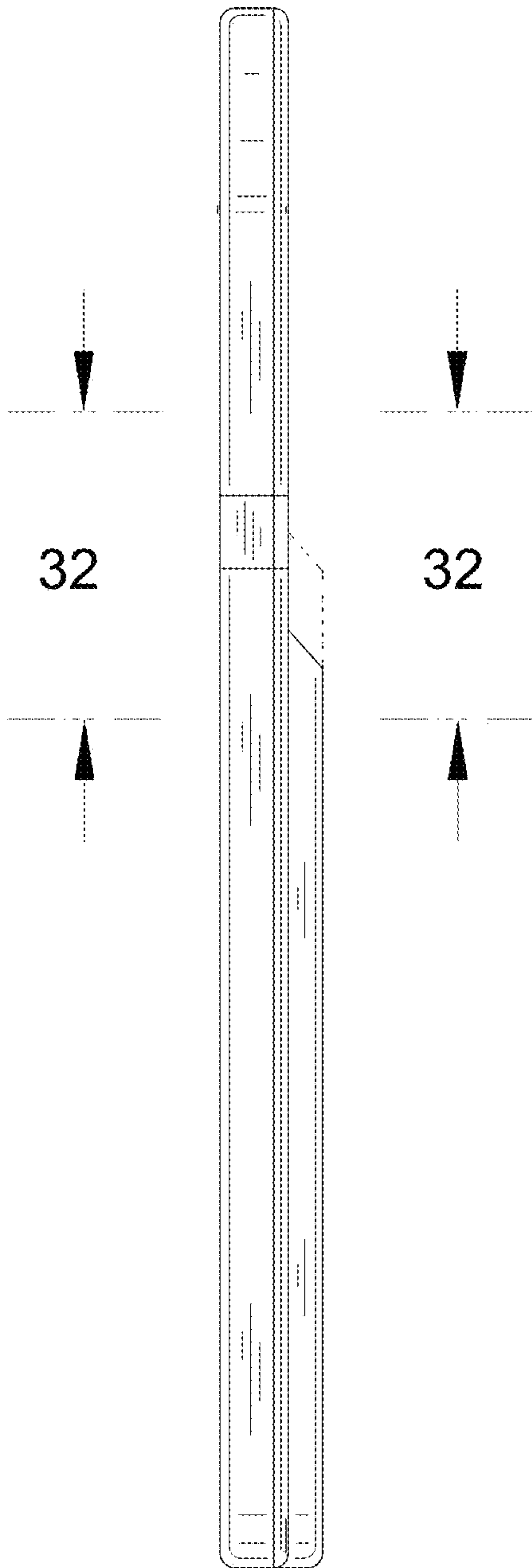


FIG.29




FIG.30




FIG.31

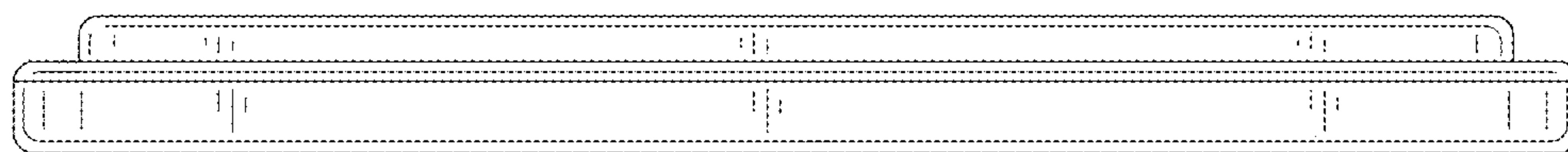


FIG.33

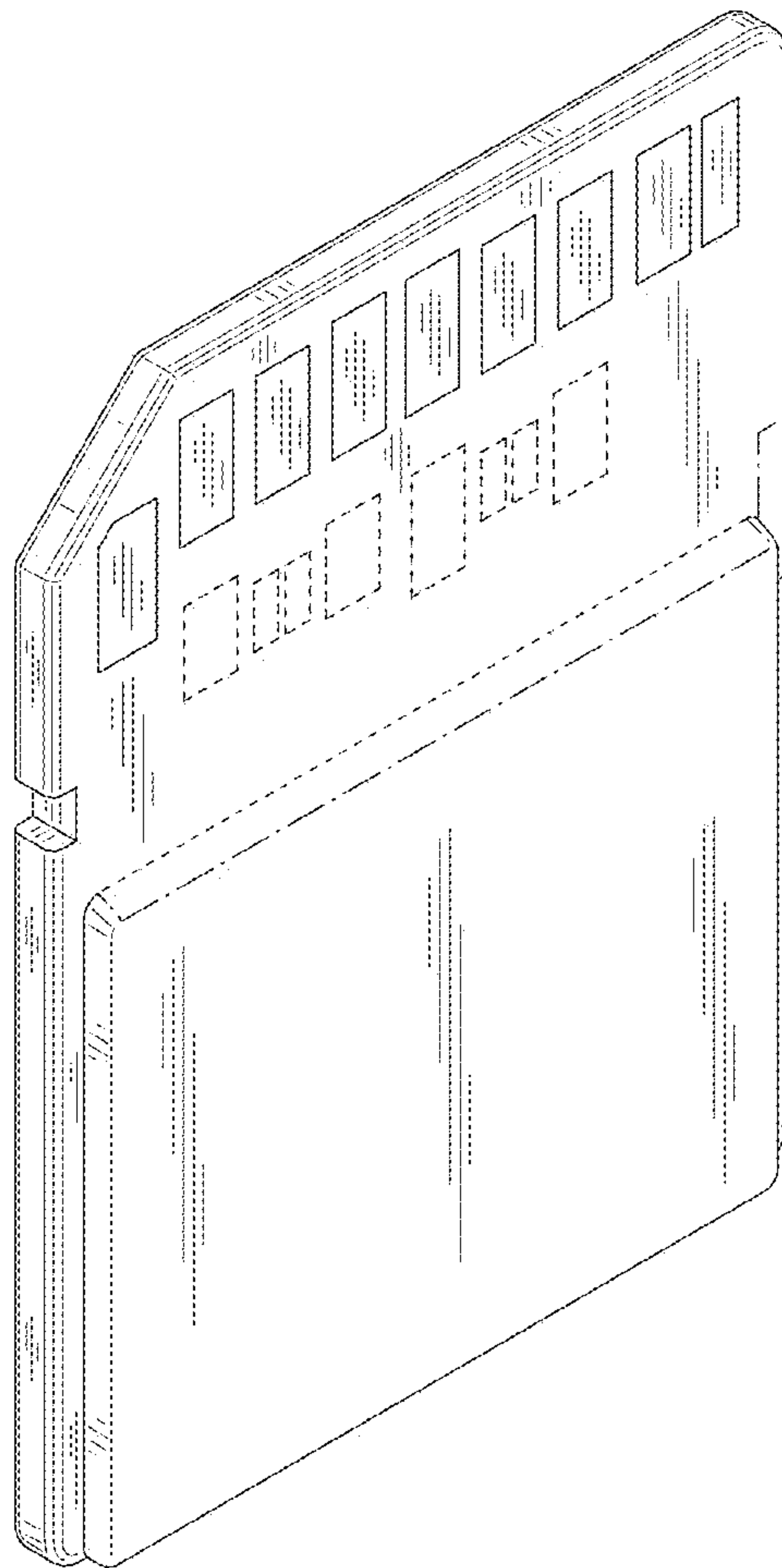


FIG.34

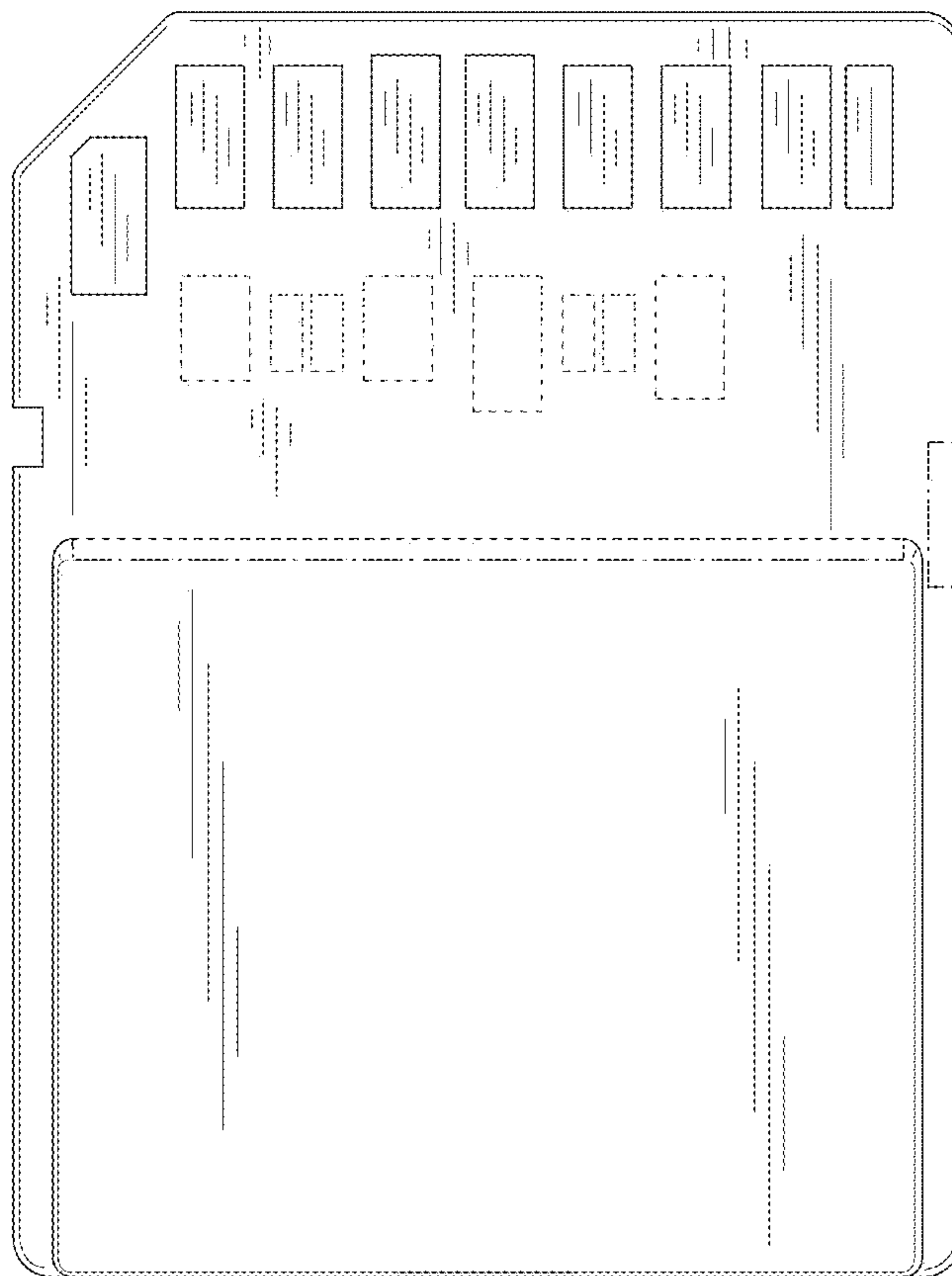


FIG.35

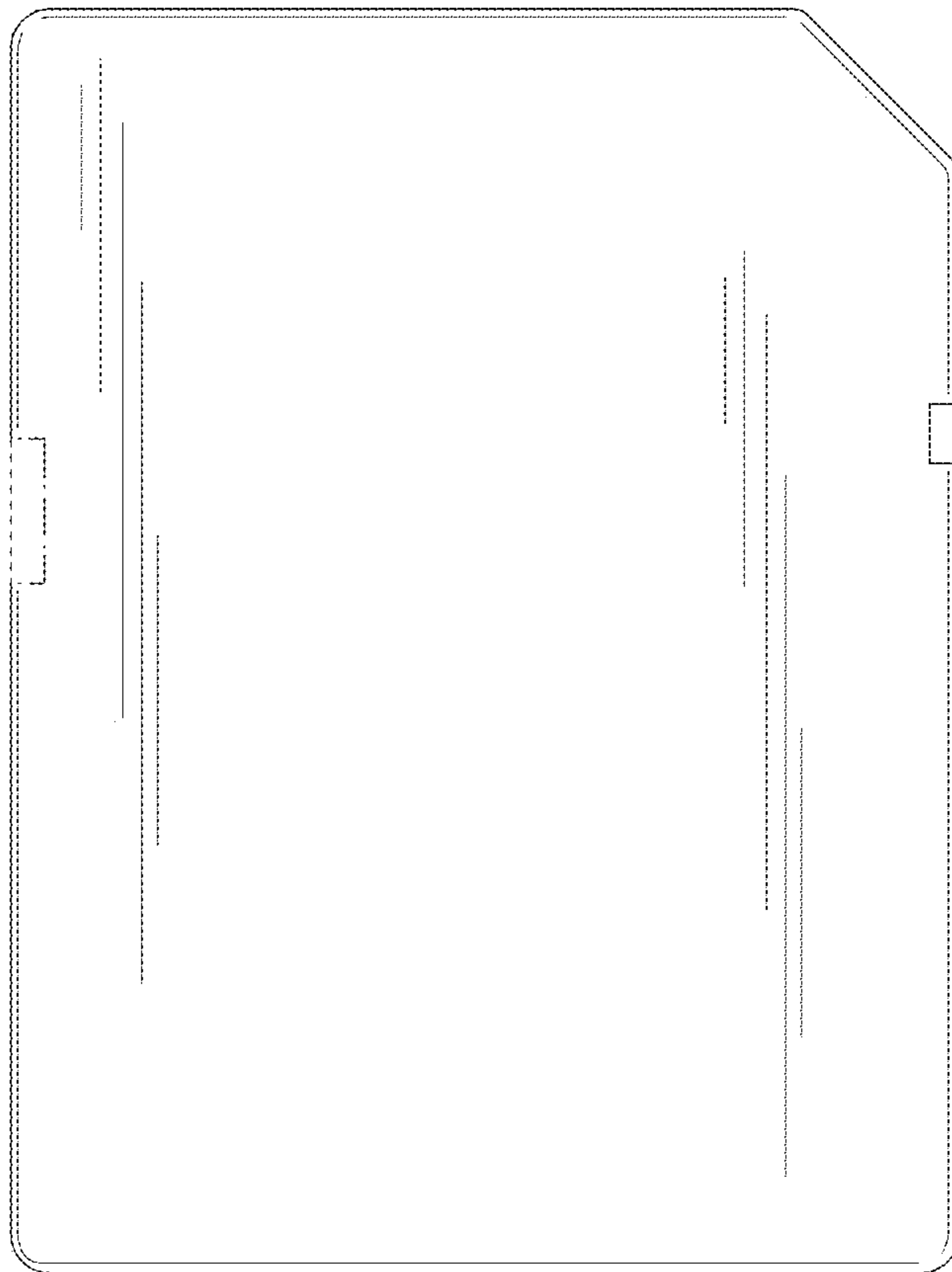


FIG.36

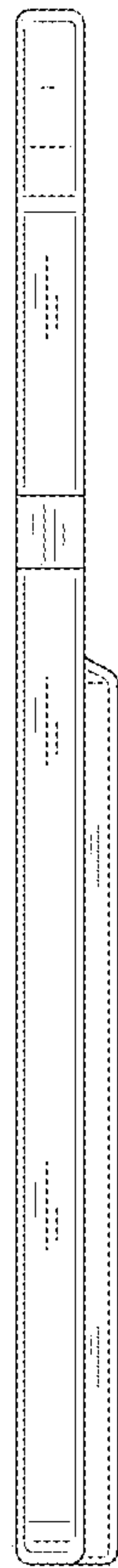


FIG.37




FIG.38




FIG.39

