



US00D928137S

(12) **United States Design Patent** (10) **Patent No.:** **US D928,137 S**
Kim et al. (45) **Date of Patent:** **** Aug. 17, 2021**

(54) **COVER FOR MOBILE PHONE**
(71) Applicant: **Samsung Electronics Co., Ltd.**,
Suwon-si (KR)
(72) Inventors: **Kangmoon Kim**, Suwon-si (KR);
Junho Jin, Suwon-si (KR); **Wonkyu**
Sung, Suwon-si (KR); **Dahyun Lee**,
Suwon-si (KR); **Yoonyoung Kim**,
Suwon-si (KR)
(73) Assignee: **SAMSUNG ELECTRONICS CO.,**
LTD., Suwon-si (KR)

(**) Term: **15 Years**

(21) Appl. No.: **29/695,637**

(22) Filed: **Jun. 20, 2019**

(30) **Foreign Application Priority Data**

Dec. 21, 2018 (KR) 30-2018-0060734

(51) **LOC (13) Cl.** **14-03**

(52) **U.S. Cl.**
USPC **D14/250**

(58) **Field of Classification Search**
USPC D14/203.3–203.7, 439, 251–253, 447,
D14/217, 240, 238.1, 250, 440, 248;
D13/107–108, 103, 119; D3/201, 218,
D3/247, 249, 269, 273, 301, 303
CPC . H04B 1/3888; A45C 13/02; A45C 2011/002;
A45C 1/06; A45C 11/00; A45F 2005/026;
A45F 2200/0525; A45F 2200/0516;
H04M 1/0283; H04M 1/0202
See application file for complete search history.

(56) **References Cited**

U.S. PATENT DOCUMENTS

D686,586 S * 7/2013 Cho D14/138 G
D705,534 S * 5/2014 Manjerico D3/218

D721,693 S * 1/2015 Lee D14/250
D721,694 S * 1/2015 Lee D14/250
9,049,283 B1 * 6/2015 Kim H04B 1/3888
D756,342 S * 5/2016 Lee D14/250
D776,122 S * 1/2017 Akana D14/440
D776,123 S * 1/2017 Akana D14/440
D809,497 S * 2/2018 Kim D14/250
D855,990 S * 8/2019 Bennett D3/301
D877,136 S * 3/2020 Lee D14/250
D879,084 S * 3/2020 Lee D14/250
D879,764 S * 3/2020 Lee D14/250
10,736,211 B2 * 8/2020 Park H04M 1/0277
D896,214 S * 9/2020 Lee D14/250
D899,412 S * 10/2020 Lee D14/250
D902,878 S * 11/2020 Kim D14/138 AB
D903,621 S * 12/2020 Kim D14/138 AB
D905,675 S * 12/2020 Lee D14/250
D910,004 S * 2/2021 Lee D14/250

(Continued)

Primary Examiner — Carla J Wright

(74) *Attorney, Agent, or Firm* — McAndrews Held &
Malloy, Ltd.

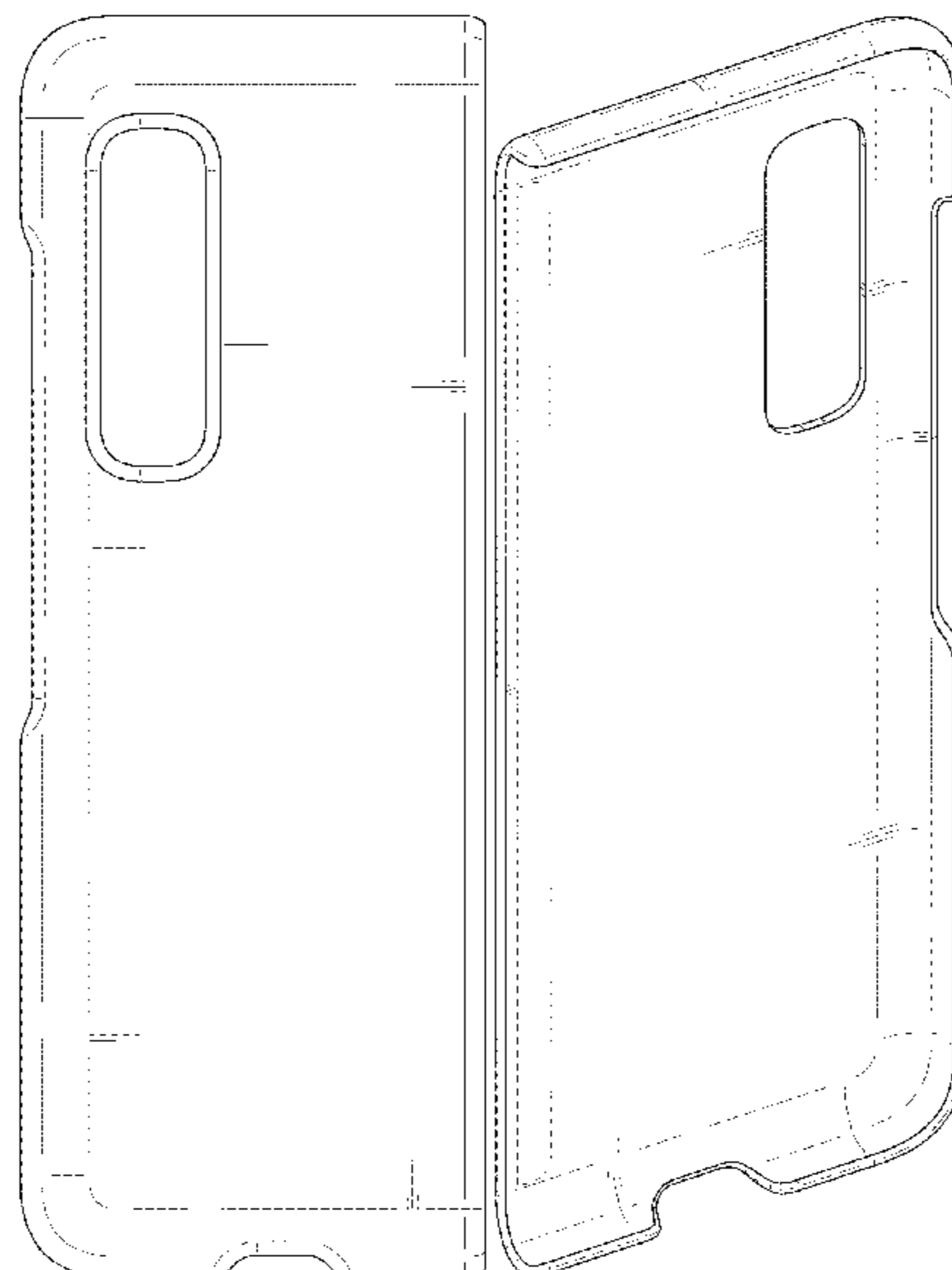
(57) **CLAIM**

The ornamental design for a cover for mobile phone, as shown and described.

DESCRIPTION

FIG. 1 is a front perspective view of a cover for mobile phone showing our new design;
FIG. 2 is a front elevation view thereof;
FIG. 3 is a rear elevation view thereof;
FIG. 4 is a left side elevation view thereof;
FIG. 5 is a right side elevation view thereof;
FIG. 6 is a top plan view thereof;
FIG. 7 is a bottom plan view thereof; and,
FIG. 8 is a rear perspective view thereof.
The evenly-spaced dashed broken lines in the figures depict portions of the cover for mobile phone that form no part of the claimed design.

1 Claim, 6 Drawing Sheets



(56)

References Cited

U.S. PATENT DOCUMENTS

D915,385 S * 4/2021 Lee D14/250
D917,448 S * 4/2021 Song D14/250
2016/0187935 A1* 6/2016 Tazbaz H04M 1/0216
361/679.03
2020/0012324 A1* 1/2020 Sung G06F 1/1652
2020/0281337 A1* 9/2020 Lee A45C 13/005

* cited by examiner

FIG. 1

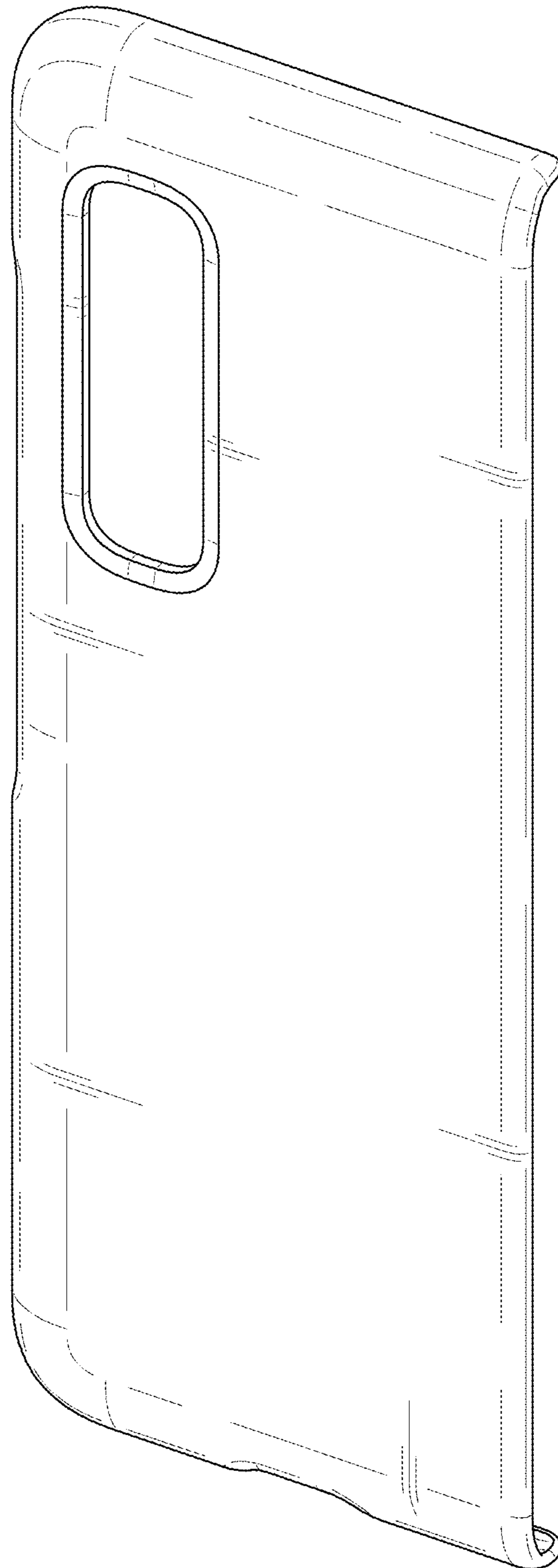


FIG. 2

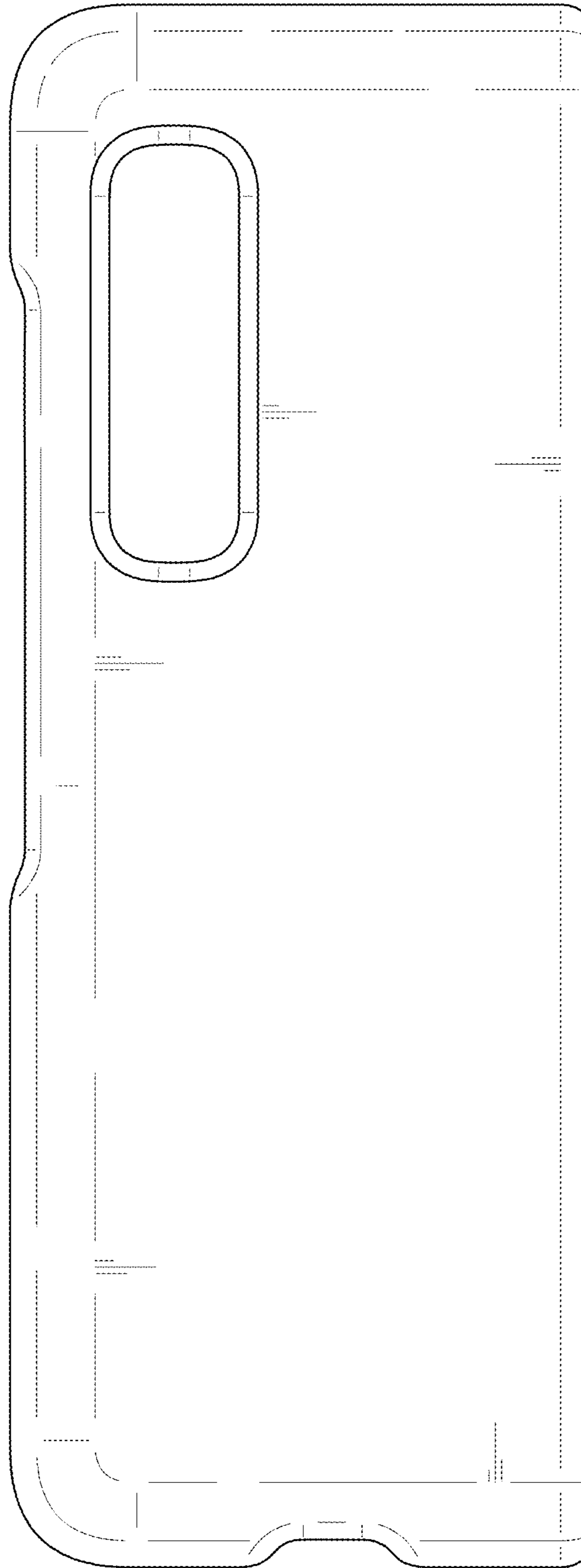


FIG. 3

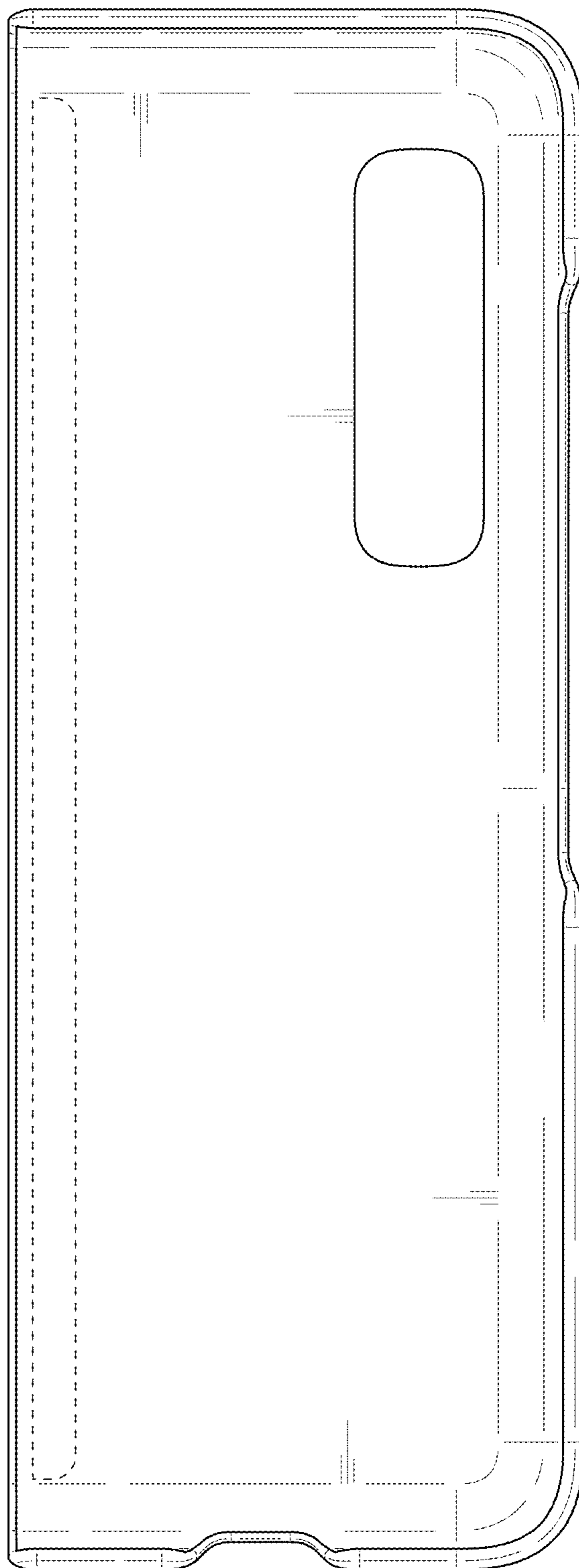


FIG. 4

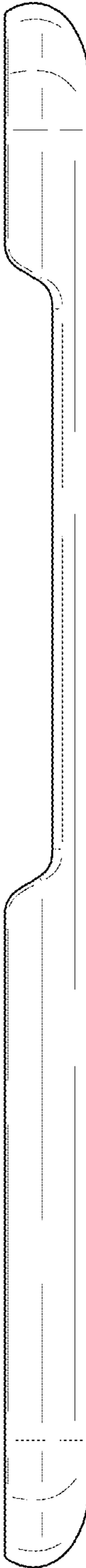


FIG. 5

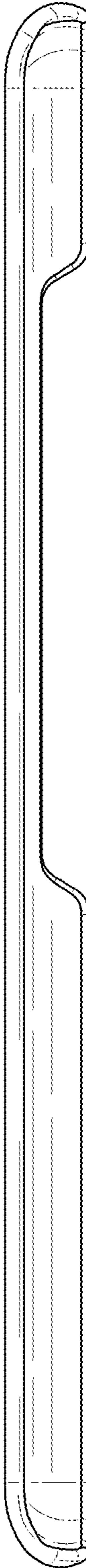


FIG. 6

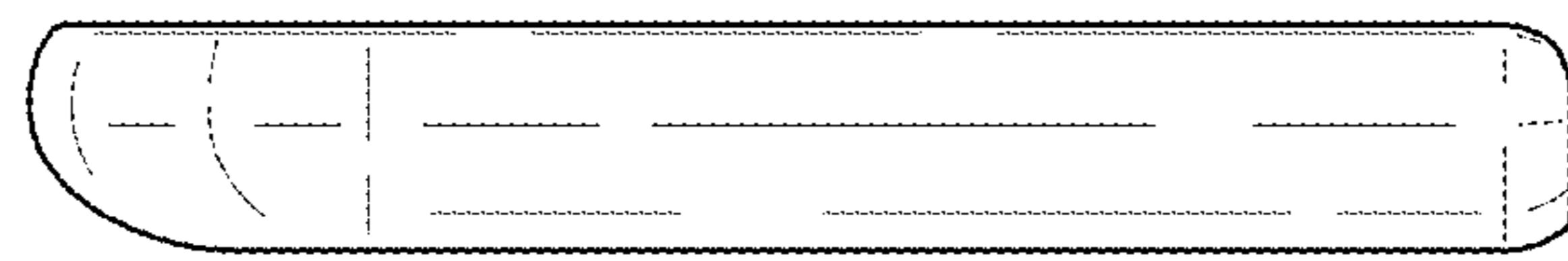


FIG. 7




FIG. 8

