



US00D928131S

(12) **United States Design Patent**  
**Jang**

(10) **Patent No.:** **US D928,131 S**

(45) **Date of Patent:** **\*\* Aug. 17, 2021**

(54) **ROUTER**

(71) Applicant: **SAMSUNG ELECTRONICS CO., LTD.**, Suwon-si (KR)

(72) Inventor: **Moonjung Jang**, Suwon-si (KR)

(73) Assignee: **SAMSUNG ELECTRONICS CO., LTD.**, Gyeonggi-Do (KR)

(\*\*) Term: **15 Years**

(21) Appl. No.: **29/707,979**

(22) Filed: **Oct. 2, 2019**

(30) **Foreign Application Priority Data**

Jun. 25, 2019 (KR) ..... 30-2019-0030291

(51) **LOC (13) Cl.** ..... **14-03**

(52) **U.S. Cl.**  
USPC ..... **D14/242**

(58) **Field of Classification Search**  
USPC .... D14/240, 242, 357, 358, 140-140.9, 155,  
D14/125, 137, 139, 243, 348, 349, 351,  
D14/354, 355

CPC ..... H04L 12/00; H03K 17/00; H04W 88/00;  
H04W 88/005; H04W 88/02; H04W  
88/08; H04W 88/085; H04W 88/10;  
H04W 88/12; H04W 88/14; H04B 1/38

See application file for complete search history.

(56) **References Cited**

**U.S. PATENT DOCUMENTS**

D687,424 S \* 8/2013 Petersen ..... D14/240  
D687,817 S \* 8/2013 Petersen ..... D14/240

D781,272 S \* 3/2017 Virhia ..... D14/240  
D809,492 S \* 2/2018 Moon ..... D14/240  
D862,434 S \* 10/2019 Kwak ..... D14/240  
D883,964 S \* 5/2020 Jang ..... D14/240  
D886,086 S \* 6/2020 Jang ..... D14/240  
D891,408 S \* 7/2020 Kwak ..... D14/240  
D892,778 S \* 8/2020 Jang ..... D14/240  
D903,641 S \* 12/2020 Moon ..... D14/240  
D903,642 S \* 12/2020 Moon ..... D14/242  
D914,001 S \* 3/2021 Lee ..... D14/242

\* cited by examiner

*Primary Examiner* — Bridget L Eland

(74) *Attorney, Agent, or Firm* — Cantor Colburn LLP

(57) **CLAIM**

The ornamental design for a router, as shown and described.

**DESCRIPTION**

FIG. 1 is a top front perspective view of a router, showing my new design;  
FIG. 2 is a front view thereof;  
FIG. 3 is a rear view thereof;  
FIG. 4 is a left-side view thereof;  
FIG. 5 is a right-side view thereof;  
FIG. 6 is a top view thereof;  
FIG. 7 is a bottom view thereof; and,  
FIG. 8 is a bottom rear perspective view of thereof.  
The broken lines illustrating portions of the router form no part of the claimed design.

**1 Claim, 8 Drawing Sheets**

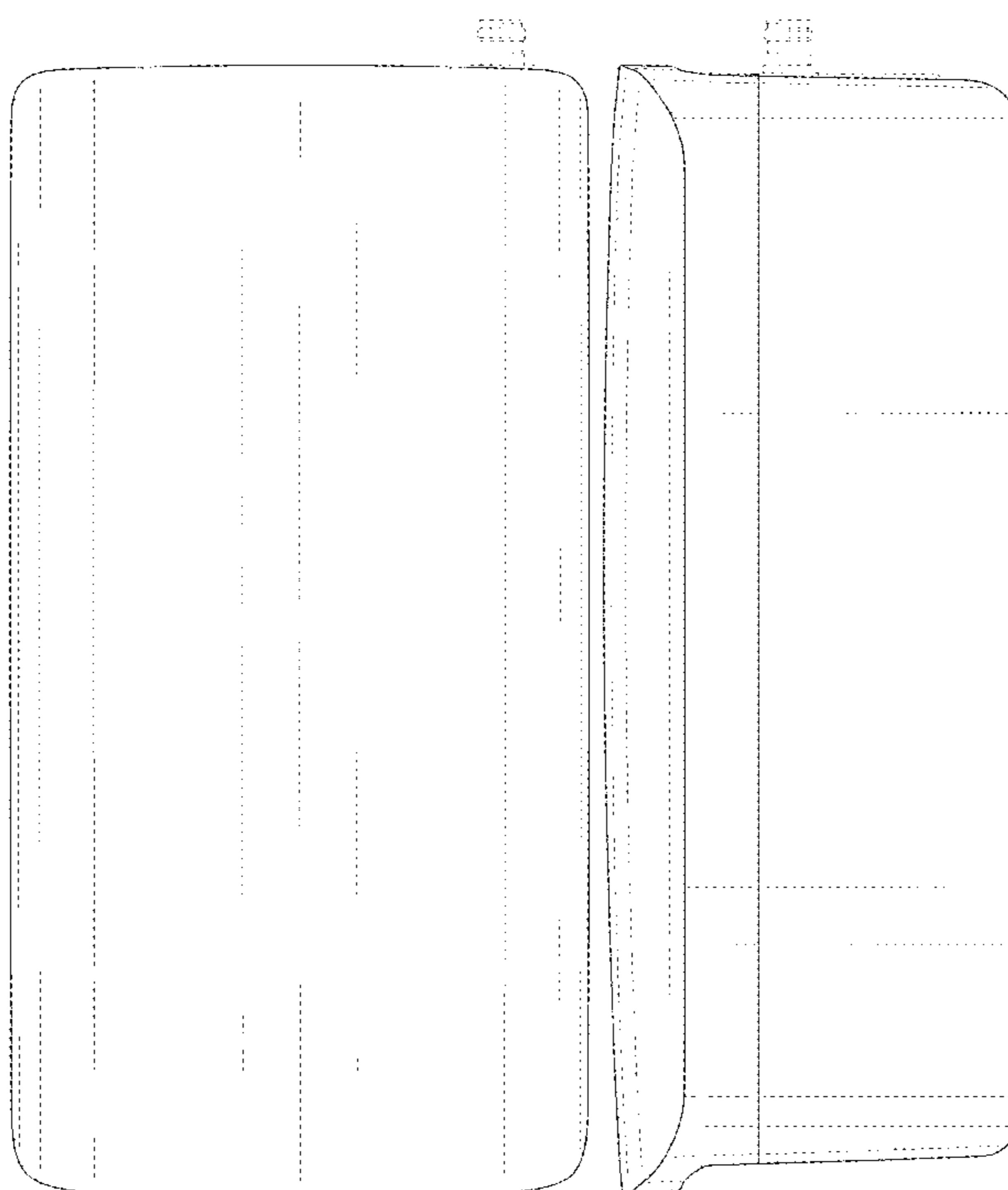


FIG. 1




FIG. 2




FIG. 3

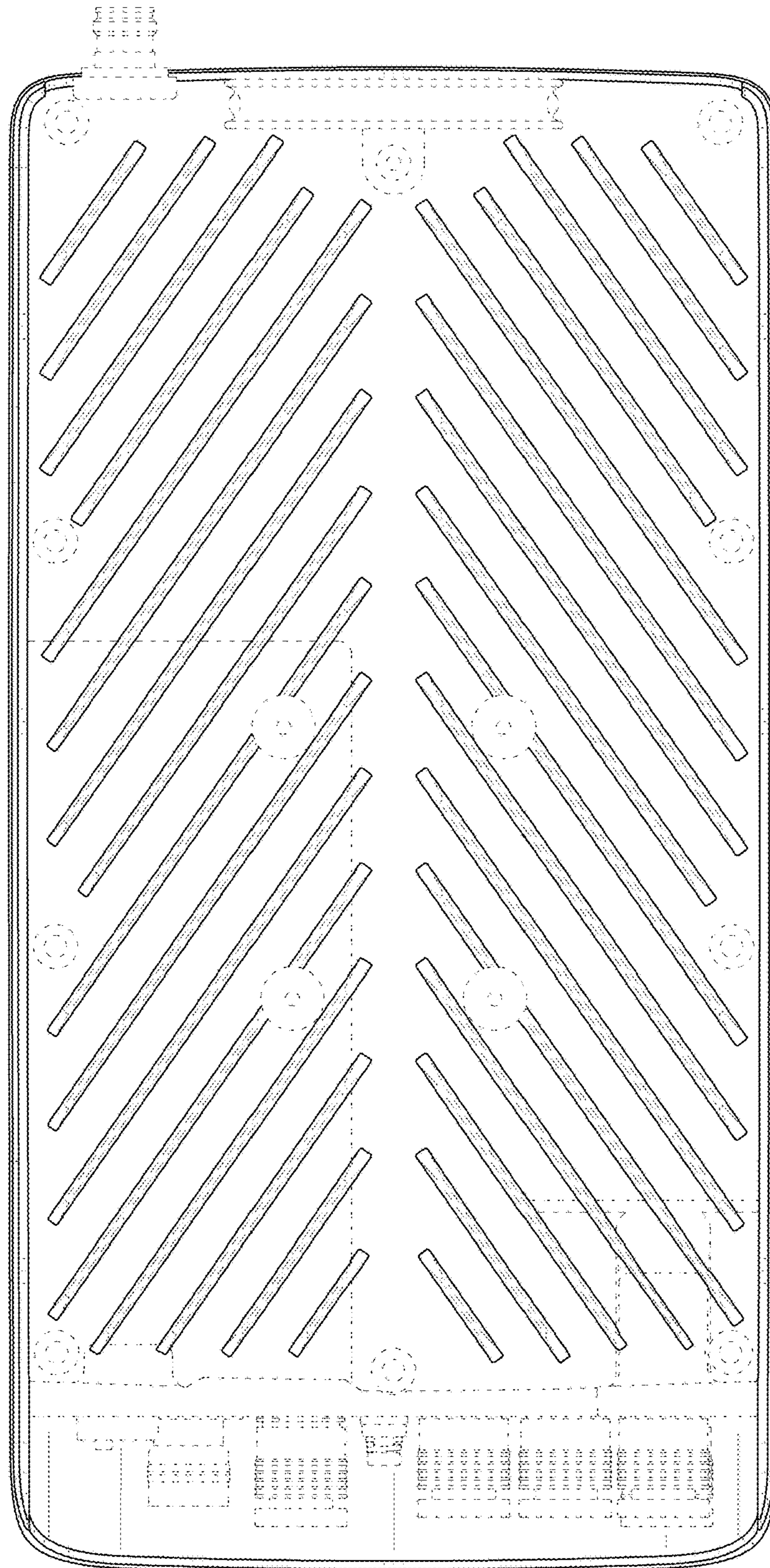


FIG. 4




FIG. 5




FIG. 6

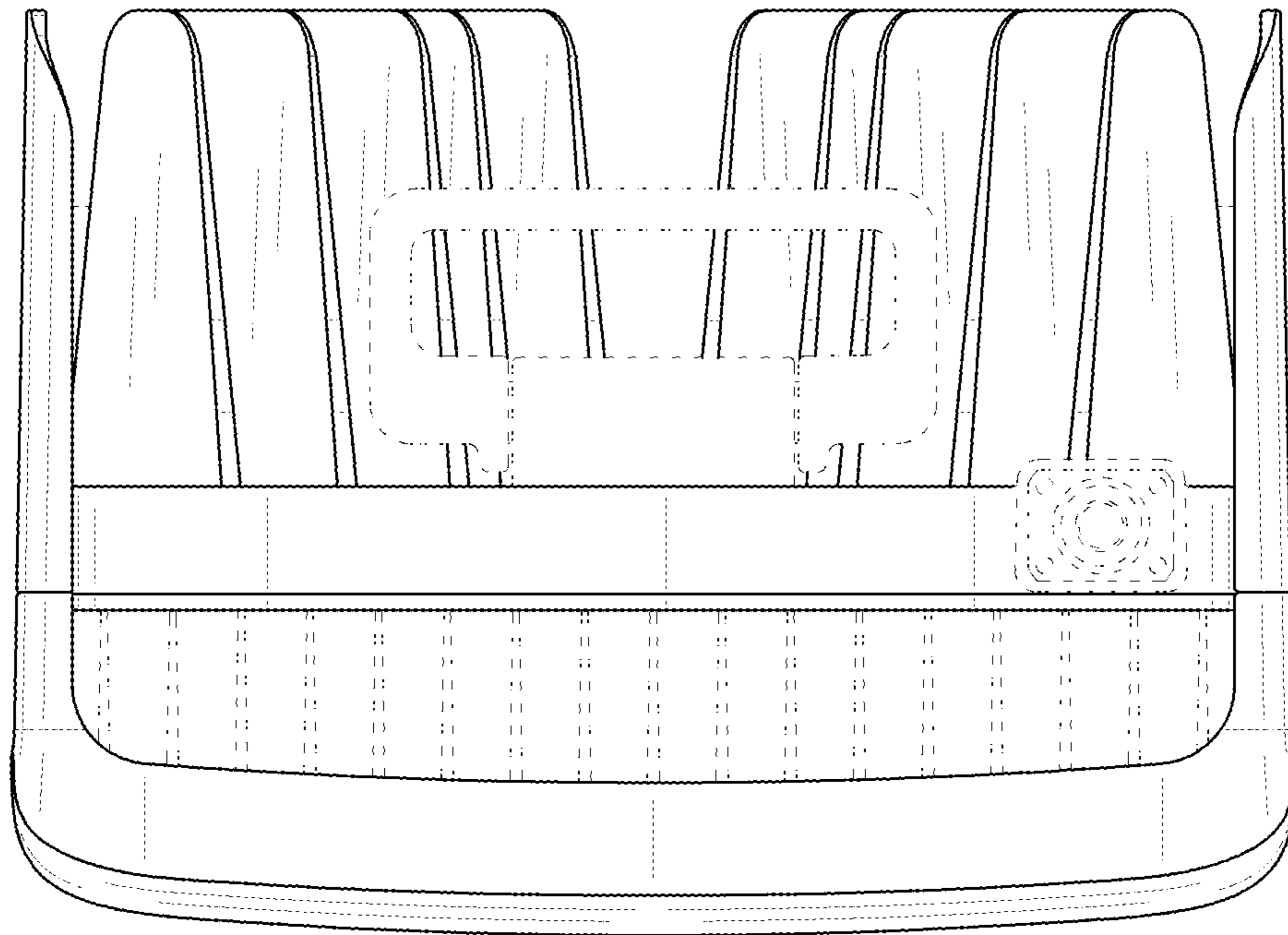


FIG. 7

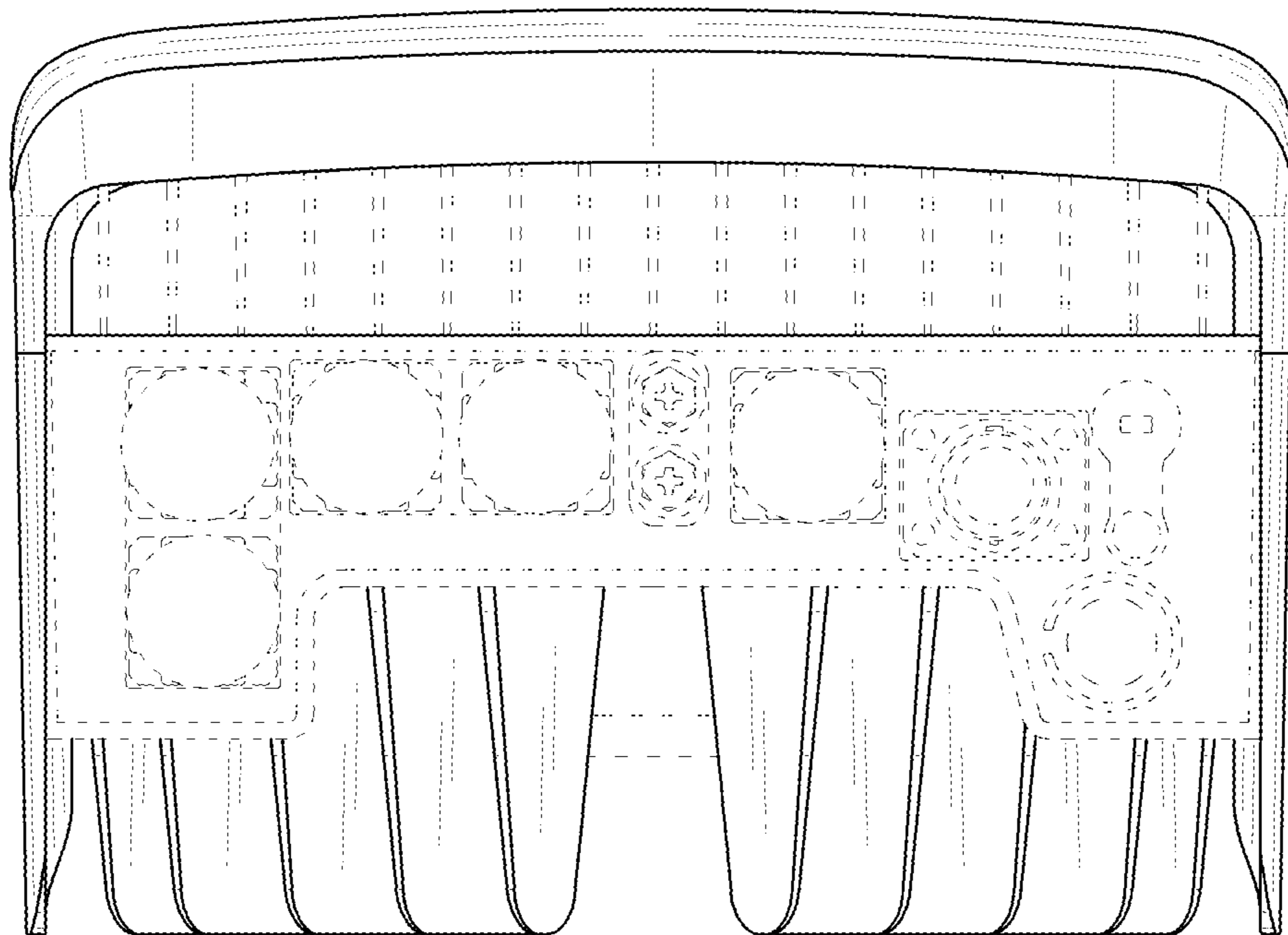




FIG. 8

