



US00D928127S

(12) **United States Design Patent** (10) **Patent No.:** **US D928,127 S**
Brogan et al. (45) **Date of Patent:** **** Aug. 17, 2021**

(54) **HEADPHONE STAND**

(71) Applicants: **John Brogan**, Doylestown, PA (US);
Scott Soley, Souderton, PA (US)

(72) Inventors: **John Brogan**, Doylestown, PA (US);
Scott Soley, Souderton, PA (US)

(**) Term: **15 Years**

(21) Appl. No.: **29/734,856**

(22) Filed: **May 15, 2020**

(51) **LOC (13) Cl.** **14-01**

(52) **U.S. Cl.**
USPC **D14/224**

(58) **Field of Classification Search**
USPC D14/224-229; D16/244; D17/99;
D6/672, 681, 682, 526; 248/125.1, 166,
248/185.1; 381/355, 359, 361-363, 365,
381/366, 369, 375; 379/428.01, 428.04,
379/431, 433.03
CPC . H04R 25/00; H04R 1/02; H04R 5/02; H04R
9/08; F16M 11/38; F16M 13/00; F16M
11/00
See application file for complete search history.

(56) **References Cited**

U.S. PATENT DOCUMENTS

4,936,466 A * 6/1990 Nava A47F 7/02
206/566
D506,774 S * 6/2005 Stevens D17/99

D538,109 S * 3/2007 Goodman D7/601
D628,830 S * 12/2010 Mono D6/682.3
D691,839 S * 10/2013 Dallenbach D6/681.1
D698,203 S * 1/2014 Goodman D7/601
D778,999 S * 2/2017 Zanyk D21/686
D784,056 S * 4/2017 Van Herpe D6/682
D788,080 S * 5/2017 Turksu D14/224
D846,321 S * 4/2019 Vandervorst D6/682
D865,747 S * 11/2019 Sage D14/253
D875,168 S * 2/2020 Kyte D16/242
D906,027 S * 12/2020 Dougherty D6/682

* cited by examiner

Primary Examiner — Katie Jane Stofko


(57) **CLAIM**

The ornamental design for a headphone stand, as shown and described.

DESCRIPTION

FIG. 1 is a front, top, right side perspective view of a headphone stand;
FIG. 2 is a right side elevation view thereof, the left side elevation view being a mirror image thereof;
FIG. 3 is a top plan view thereof;
FIG. 4 is a bottom plan view thereof;
FIG. 5 is a front elevation view thereof; and,
FIG. 6 is a back elevation view thereof.

1 Claim, 5 Drawing Sheets






Fig. 1




Fig. 2

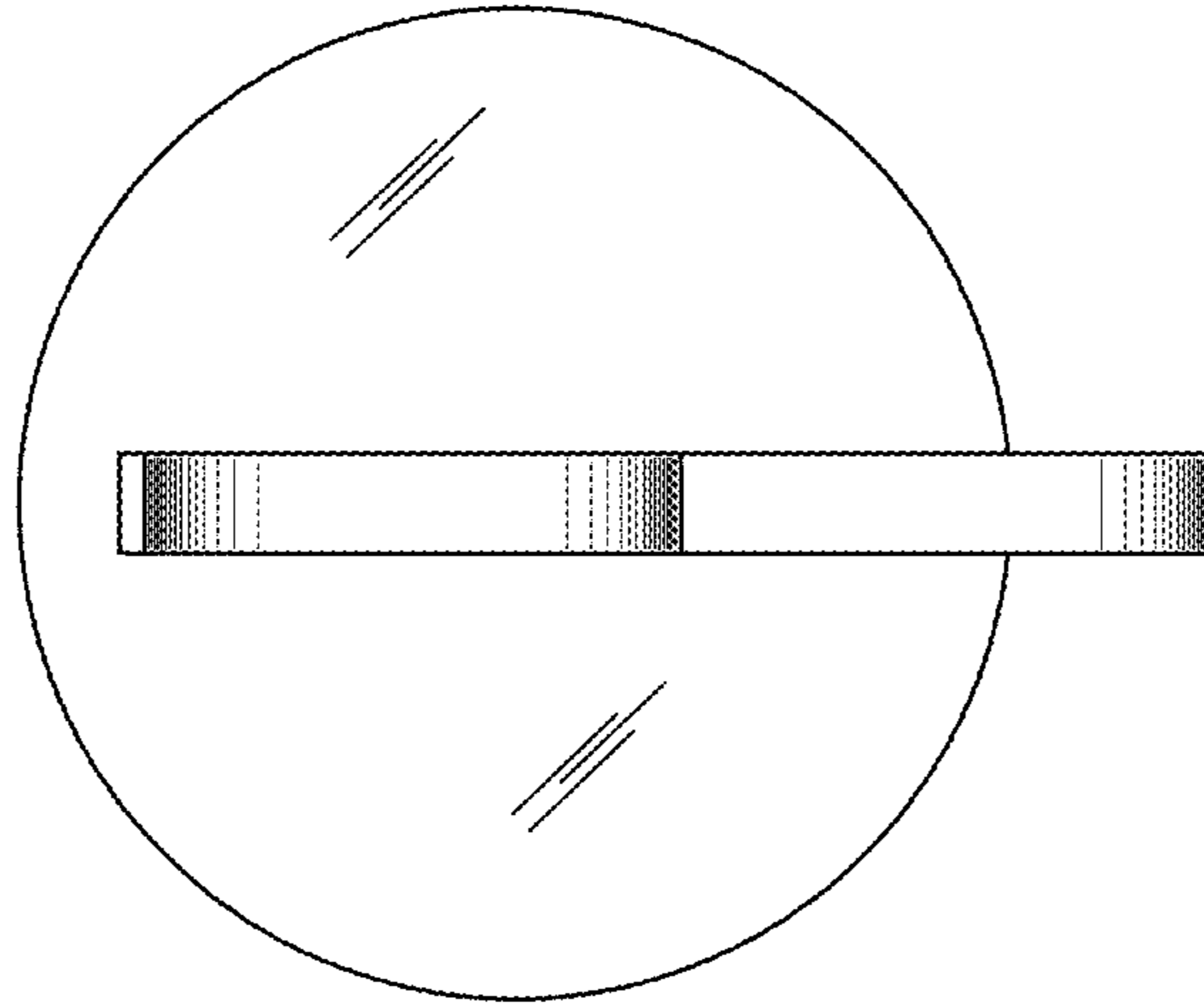


Fig. 3

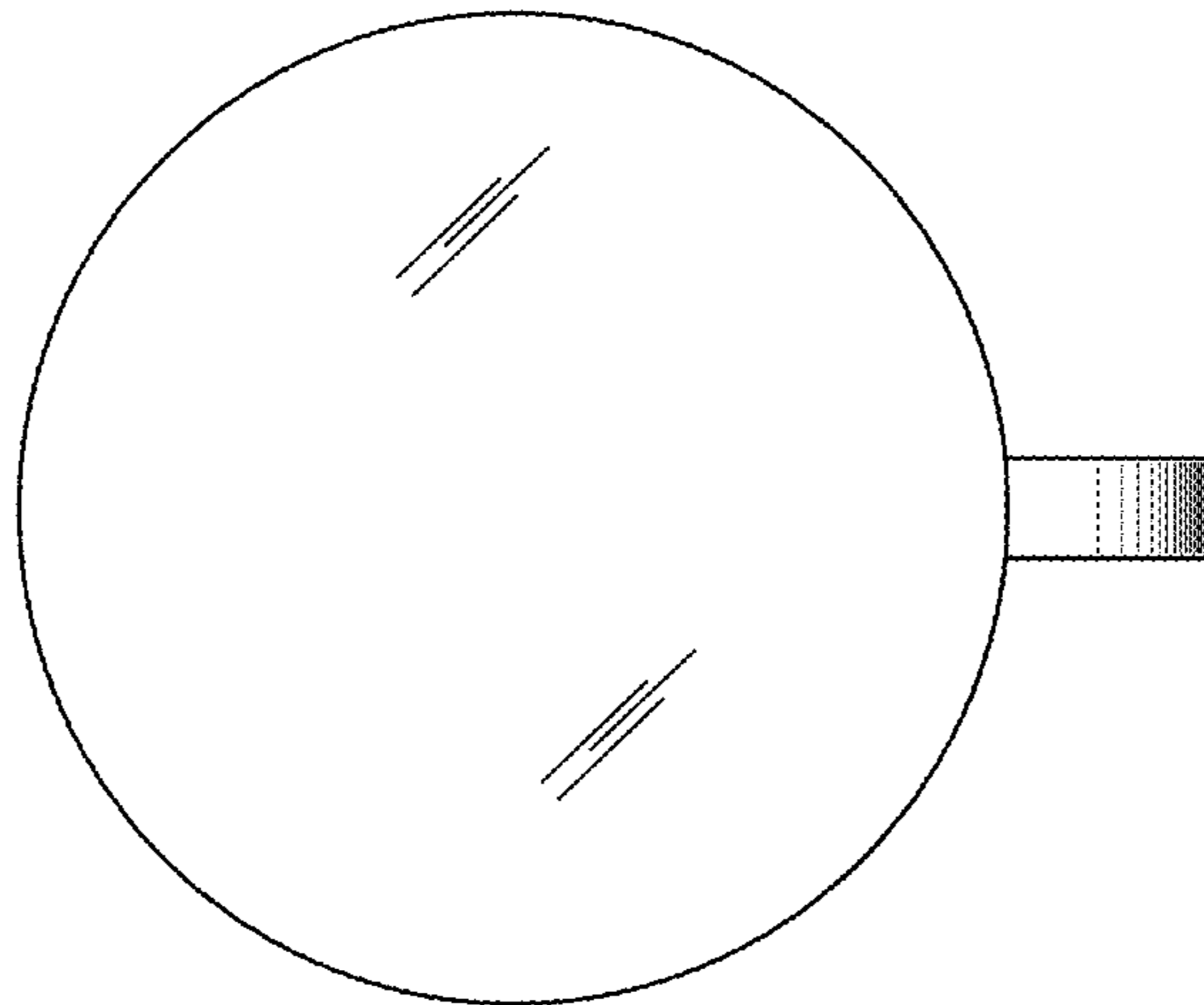


Fig. 4

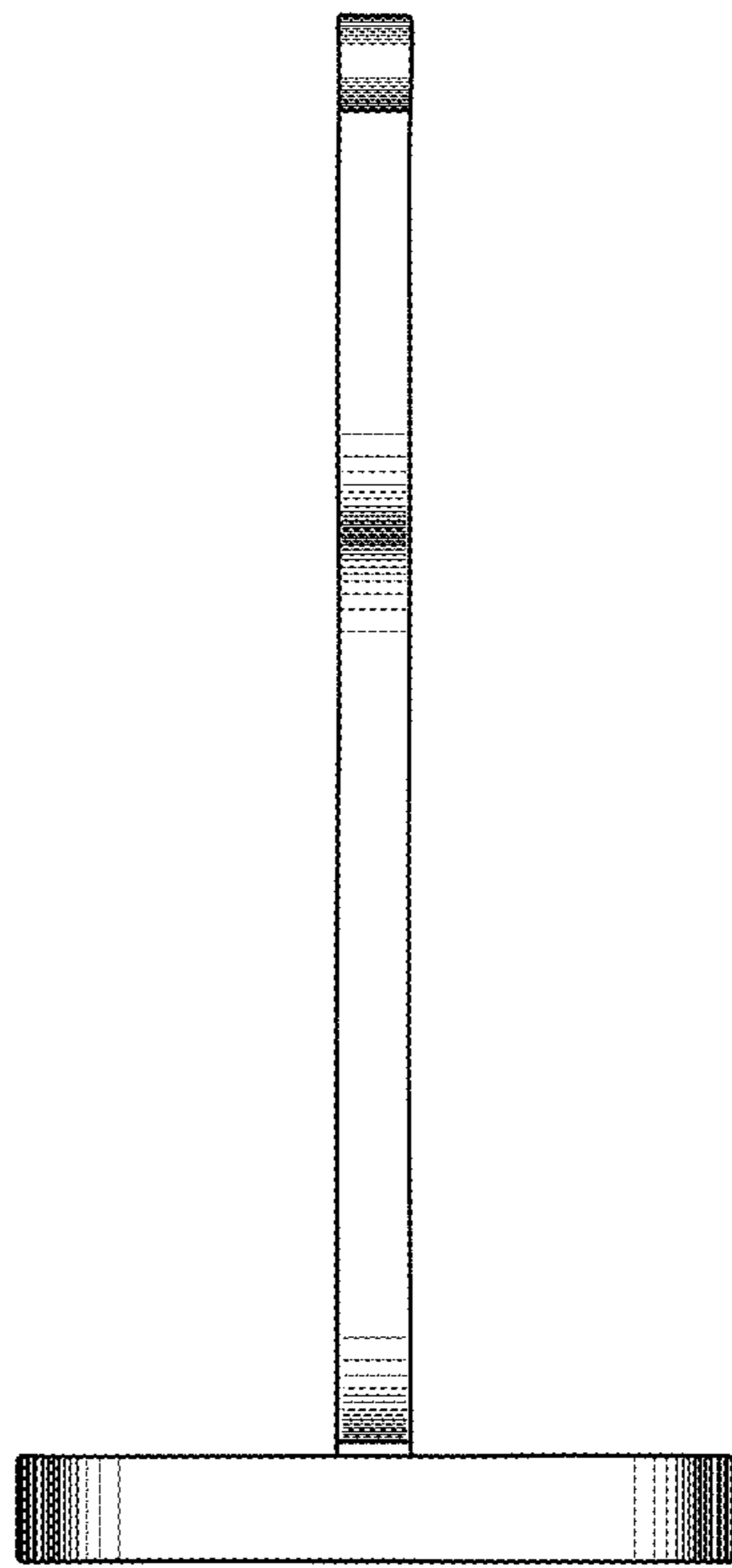


Fig. 5

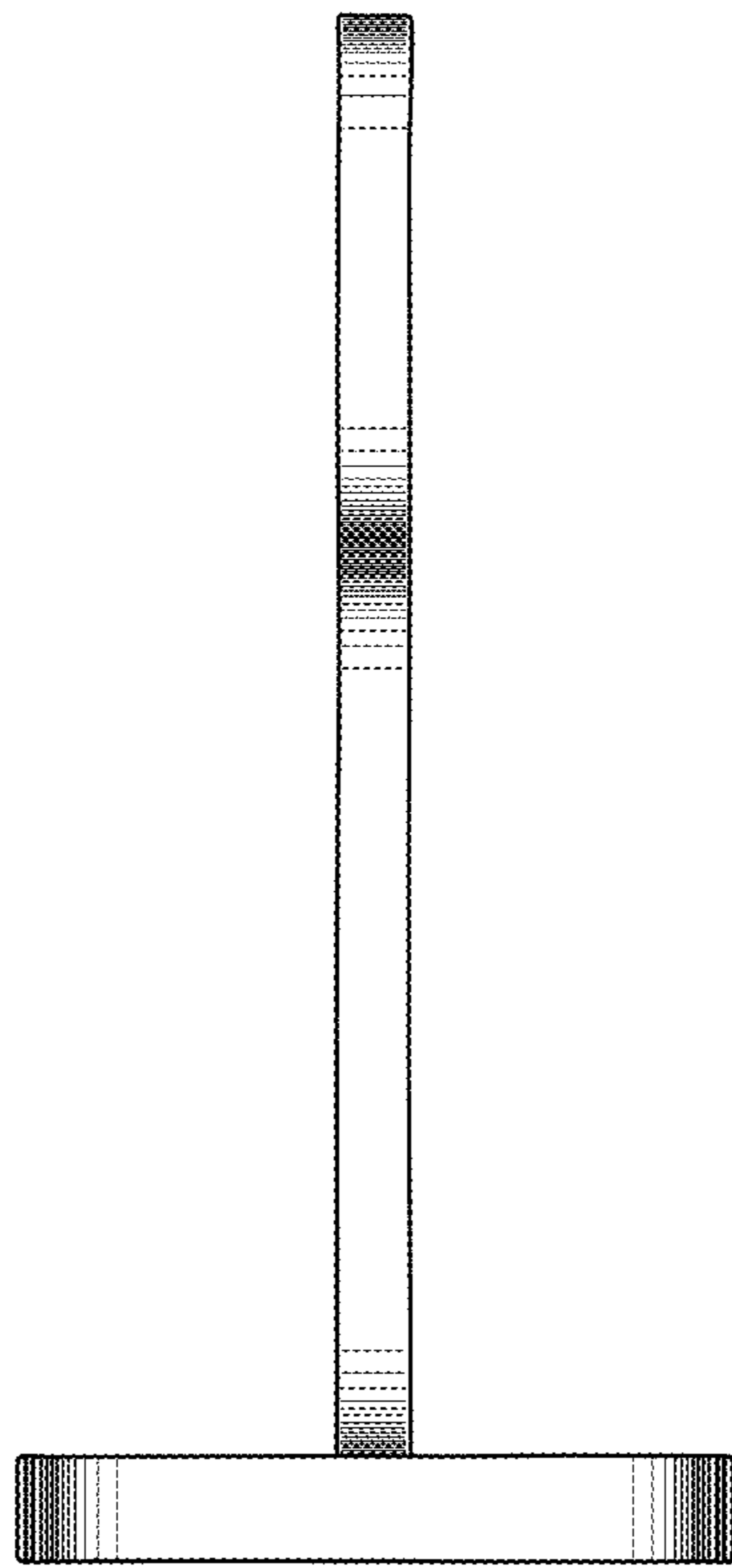


Fig. 6