



US00D928124S

(12) **United States Design Patent** (10) **Patent No.:** **US D928,124 S**
Liu (45) **Date of Patent:** **** Aug. 17, 2021**

(54) **WIRELESS EARPHONE**
(71) Applicant: **Shenzhen Eriwin Technology Limited., Shenzhen (CN)**
(72) Inventor: **Xiabo Liu, Guangdong (CN)**
(**) Term: **15 Years**
(21) Appl. No.: **29/710,686**
(22) Filed: **Oct. 25, 2019**
(51) **LOC (13) Cl.** **14-01**
(52) **U.S. Cl.**
USPC **D14/223**
(58) **Field of Classification Search**
USPC D14/223, 205; D24/174; 128/864, 865,
128/866; 381/380, 381; 455/90.3, 575.1,
455/569.1
CPC H04R 1/10; H04R 25/00; H04R 25/02;
H04R 1/1066; H04R 1/1016; H04R
5/033; H04R 5/0335; H04R 1/1058;
H04R 1/1083; H04R 1/1091
See application file for complete search history.

(56) **References Cited**

U.S. PATENT DOCUMENTS

D603,380 S * 11/2009 Hutchieson D14/223
D641,010 S * 7/2011 Kwon D14/223
D641,011 S * 7/2011 Gondo D14/223
D652,817 S * 1/2012 Lee D14/205
D666,580 S * 9/2012 Lee D14/223
D666,581 S * 9/2012 Perez D14/223
D668,244 S * 10/2012 Matsumura D14/223
D687,021 S * 7/2013 Yuen D14/223
D693,794 S * 11/2013 Nauroy D14/214
D697,058 S * 1/2014 Thompson D14/223
D698,026 S * 1/2014 Kuwata D24/174
D705,757 S * 5/2014 Yashiro H04R 1/10
D14/223
D711,356 S * 8/2014 Yang D14/223
D729,775 S * 5/2015 Seo D14/223

D735,169 S * 7/2015 Shieh D14/223
D761,770 S * 7/2016 Kanou D14/223
D777,710 S * 1/2017 Palmborg D14/223
D778,267 S * 2/2017 Hsieh D14/223
D781,269 S * 3/2017 Choe D14/223
D789,909 S * 6/2017 Hung D14/223
D795,224 S * 8/2017 Valenzuela D14/223
D800,097 S * 10/2017 Chen D14/223
D806,879 S * 1/2018 Horbinski D24/174
D812,042 S * 3/2018 Xiao D14/223
D817,309 S * 5/2018 Czaniecki D14/223
D822,646 S * 7/2018 Dang D14/223
D841,626 S * 2/2019 Tang D14/223
D843,354 S * 3/2019 Kumano D14/223
D845,932 S * 4/2019 Lu D14/223
D851,072 S * 6/2019 McNamara D14/223
D852,171 S * 6/2019 Cai D14/223

(Continued)

FOREIGN PATENT DOCUMENTS

JP D1641401 * 11/2018

Primary Examiner — Paula Allen Greene

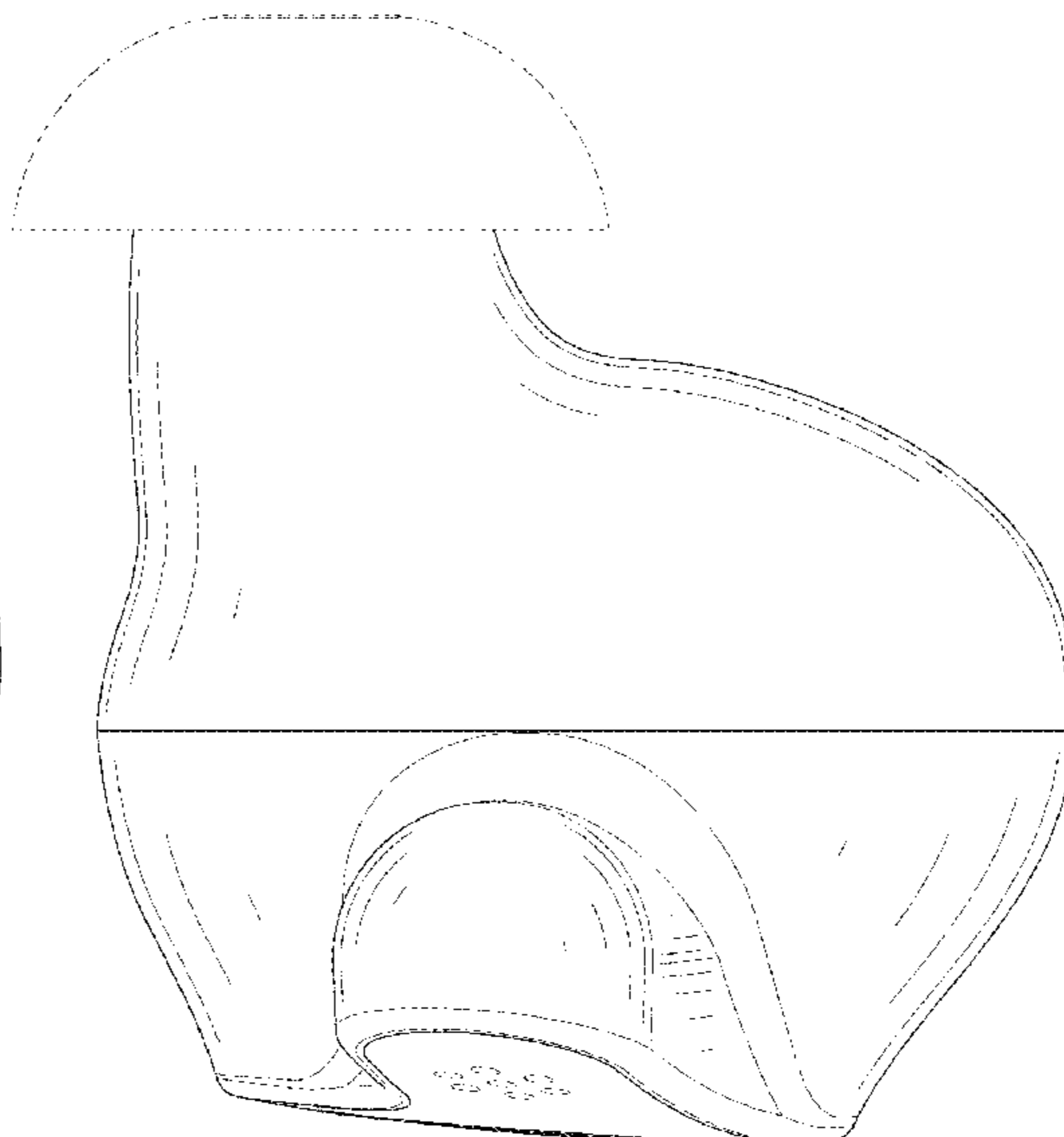
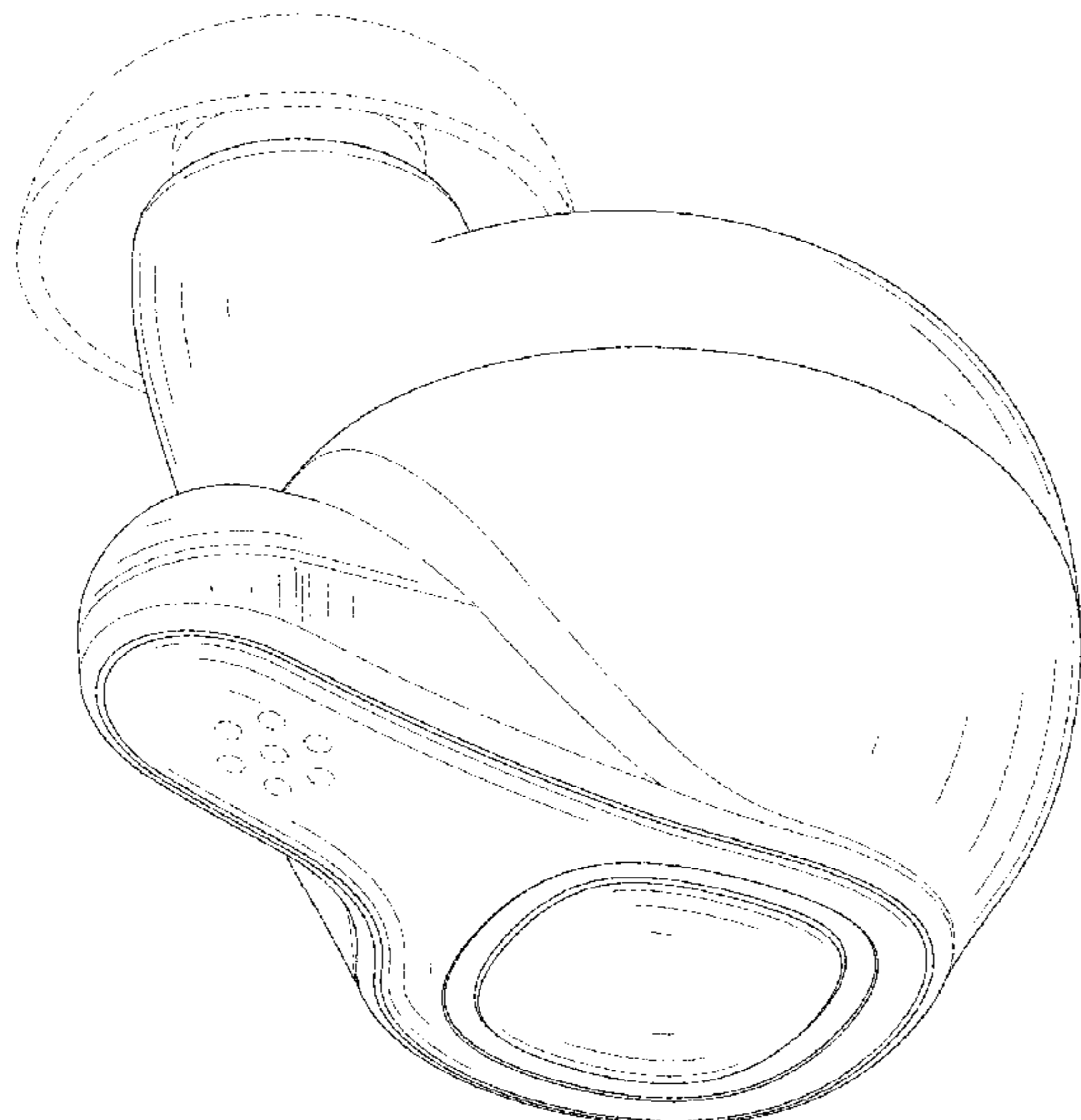
(57) **CLAIM**

The ornamental design for a wireless earphone, as shown and described.

DESCRIPTION

FIG. 1 is a front and top perspective view of a wireless earphone, showing my new design;
FIG. 2 is a rear and bottom perspective view thereof;
FIG. 3 is a front elevational view thereof;
FIG. 4 is a rear elevational view thereof;
FIG. 5 is a left side elevational view thereof;
FIG. 6 is a right side elevational view thereof;
FIG. 7 is a top plan view thereof; and,
FIG. 8 is a bottom plan view thereof.
The broken lines in the figures illustrate portions of the wireless earphone that form no part of the claimed design.

1 Claim, 8 Drawing Sheets



(56)

References Cited

U.S. PATENT DOCUMENTS

D852,782 S * 7/2019 Bergman D14/223
D852,783 S * 7/2019 Hueber D14/223
D855,589 S * 8/2019 Madsen D14/223
D864,167 S * 10/2019 Wu D14/223
D866,530 S * 11/2019 Birger D14/223
D871,376 S * 12/2019 Zhou D14/223
D872,064 S * 1/2020 Cai D14/223
D873,248 S * 1/2020 Weicheng D14/223
D873,805 S * 1/2020 Yang D14/223
D876,398 S * 2/2020 Cai D14/223
D877,720 S * 3/2020 Madramotoo D14/223
D883,262 S * 5/2020 Wu D14/223
10,692,482 B2 * 6/2020 Zhu H04R 1/1016
D890,138 S * 7/2020 Peng D14/223
10,715,905 B2 * 7/2020 Wen G10K 11/17853
D892,085 S * 8/2020 Kim D14/223
D894,158 S * 8/2020 Gu D14/223
D895,578 S * 9/2020 Yang D14/223
D896,205 S * 9/2020 Zhang D14/223
D897,322 S * 9/2020 Wei D14/223
D899,405 S * 10/2020 Vaclavik D14/223
D900,064 S * 10/2020 Laffon de Mazieres D14/223
D904,350 S * 12/2020 Zhou D14/223
D905,664 S * 12/2020 He D14/223
D909,995 S * 2/2021 Cai D14/223
2017/0094384 A1 * 3/2017 Trainer H04R 1/105

* cited by examiner




FIG. 1

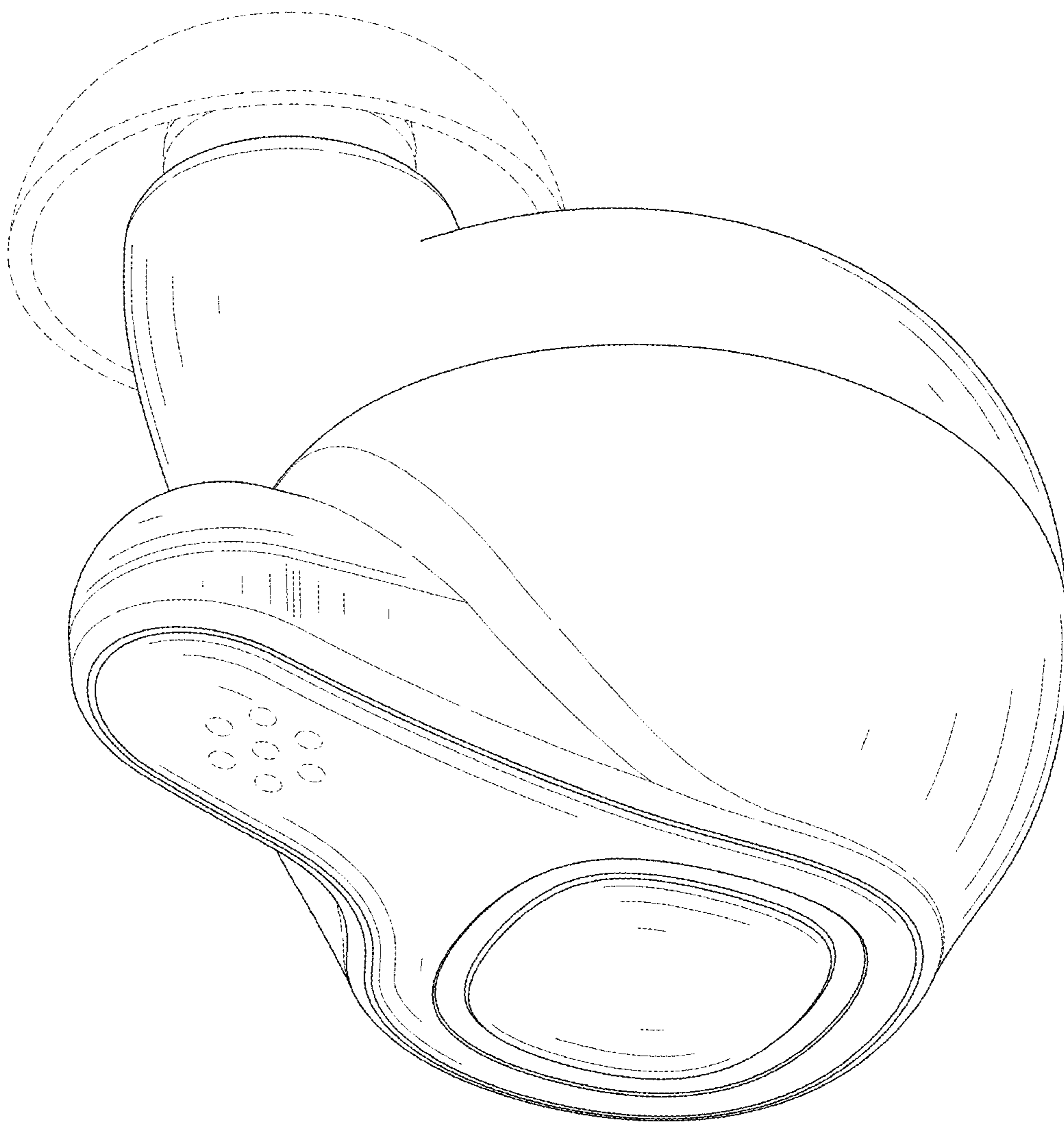


FIG. 2

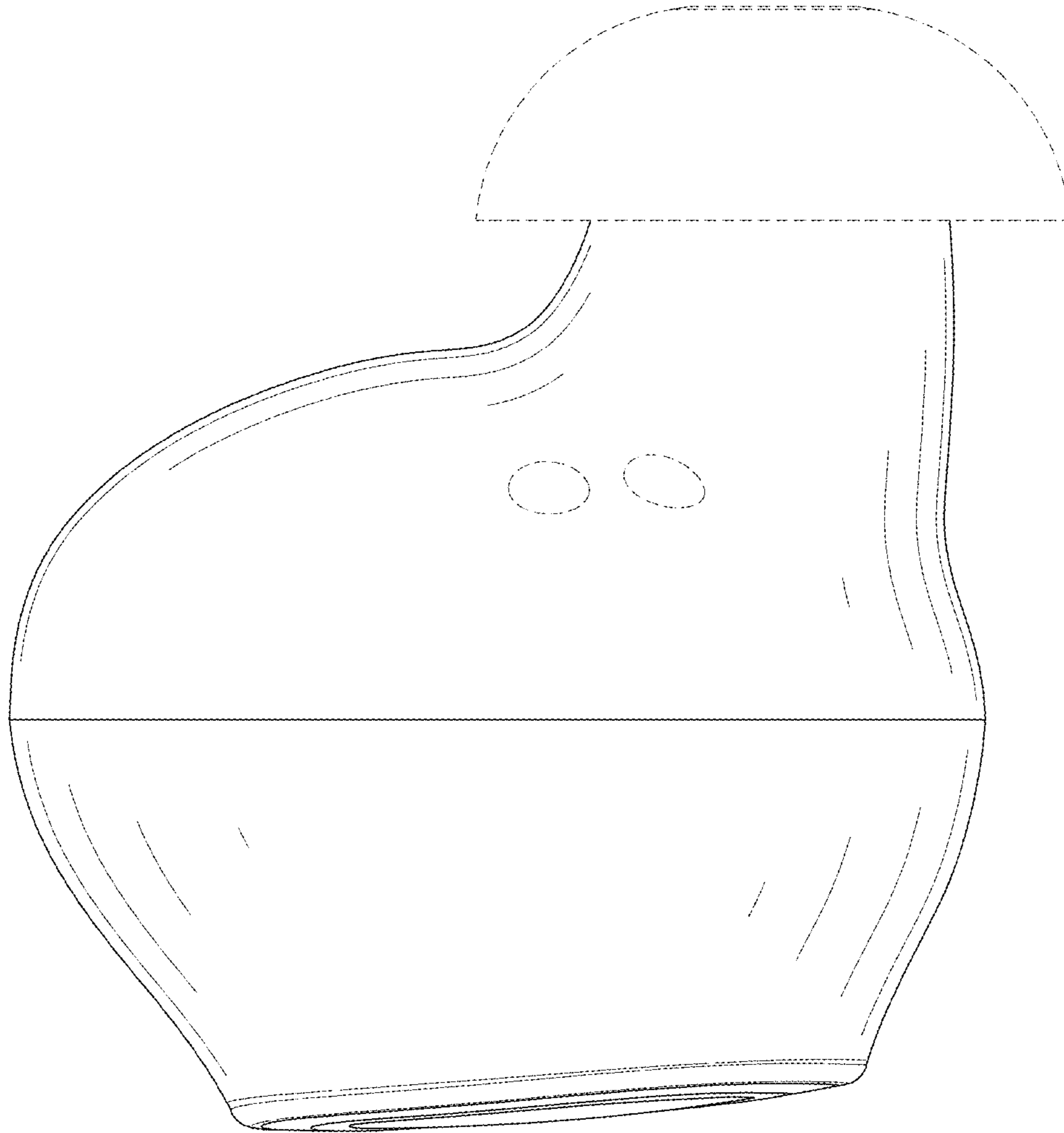


FIG. 3

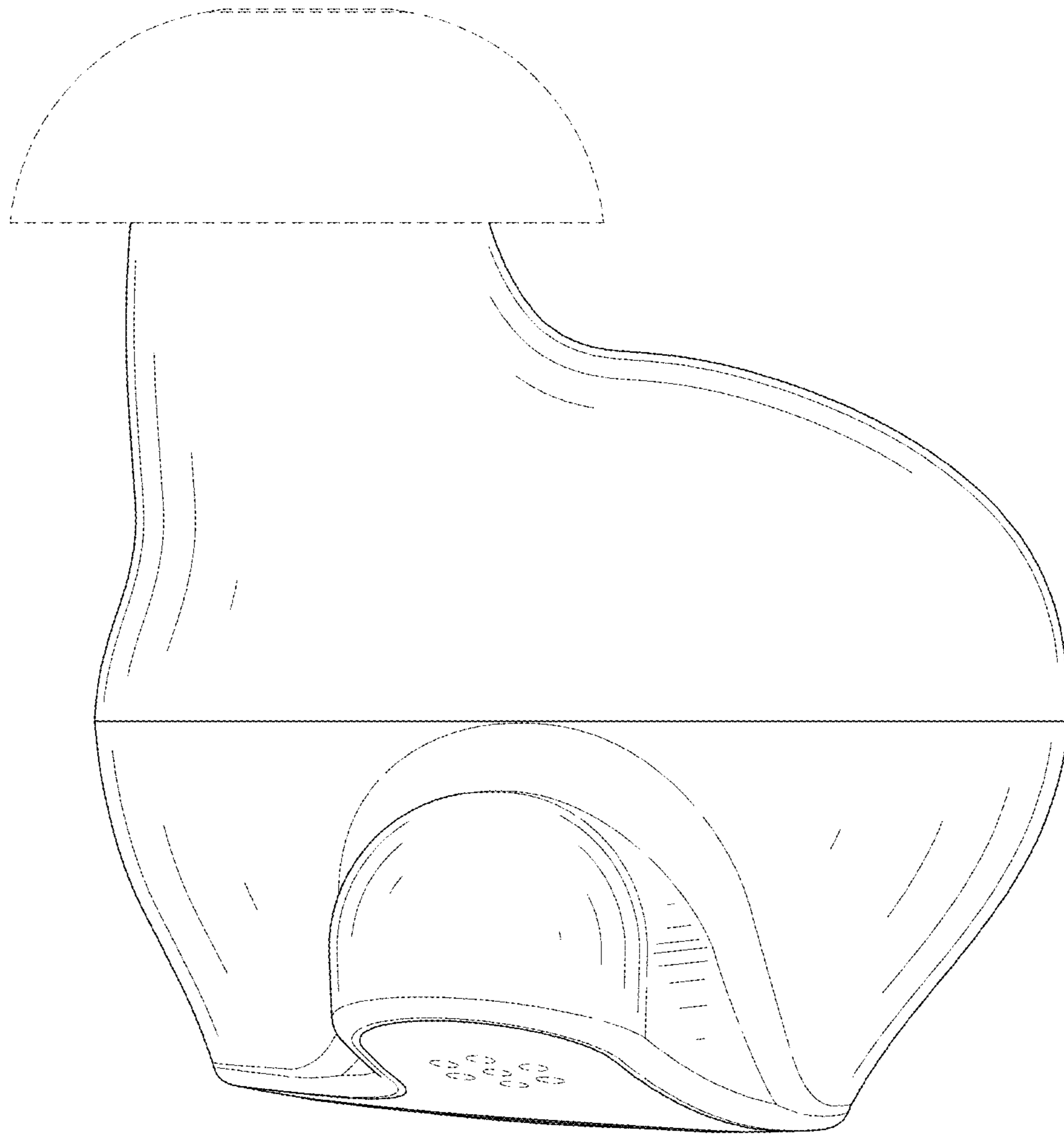


FIG. 4

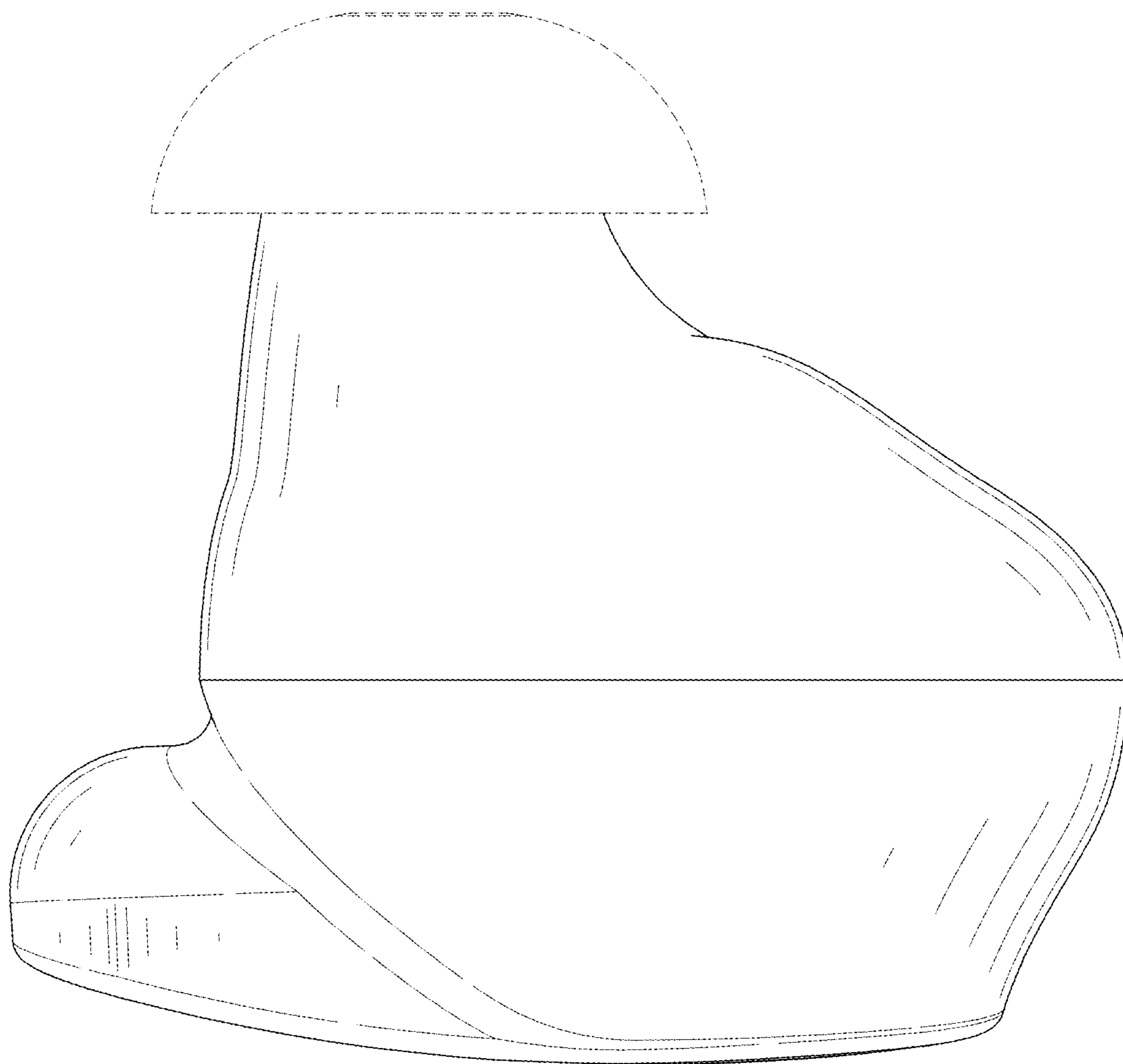


FIG. 5

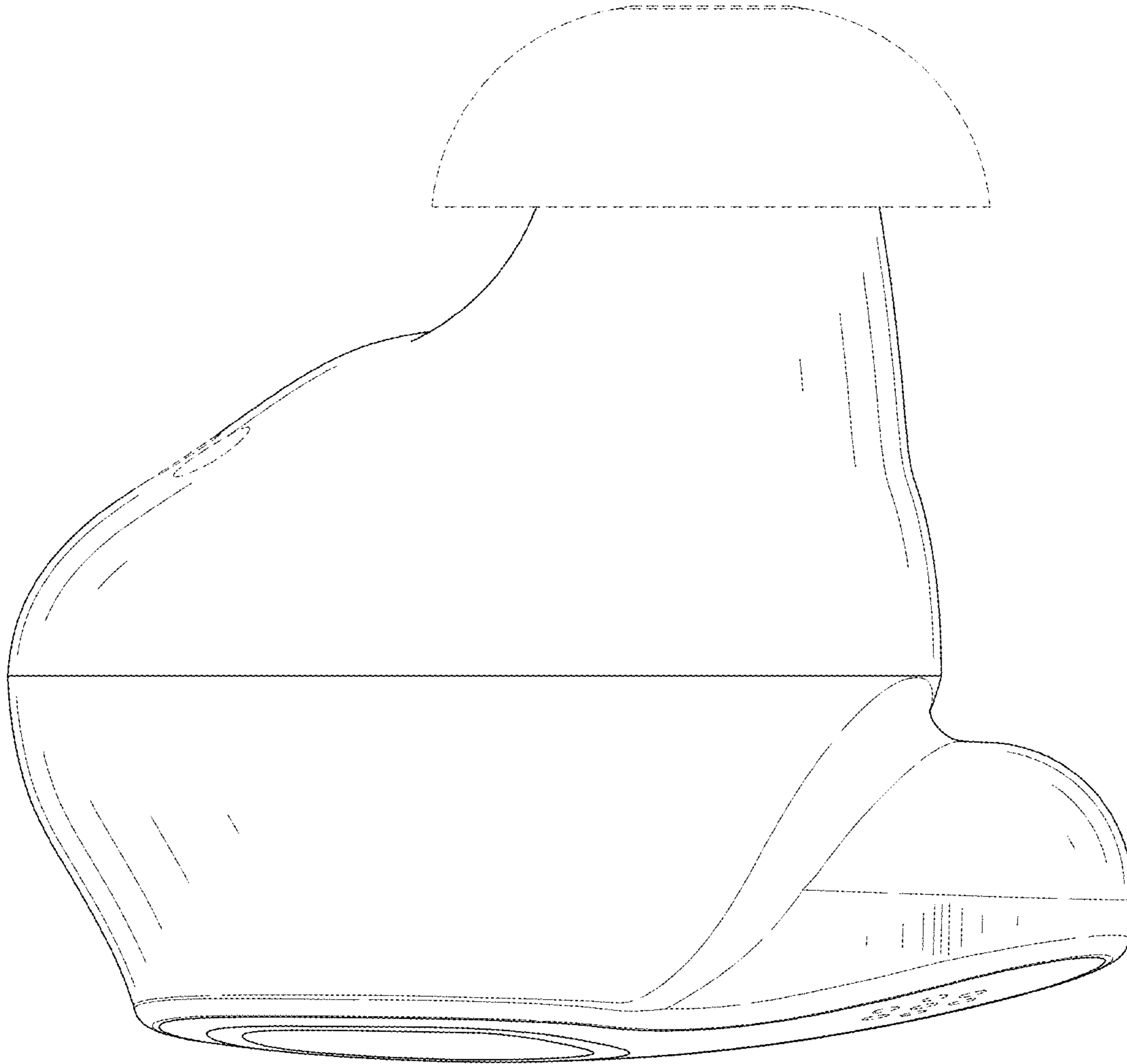


FIG. 6

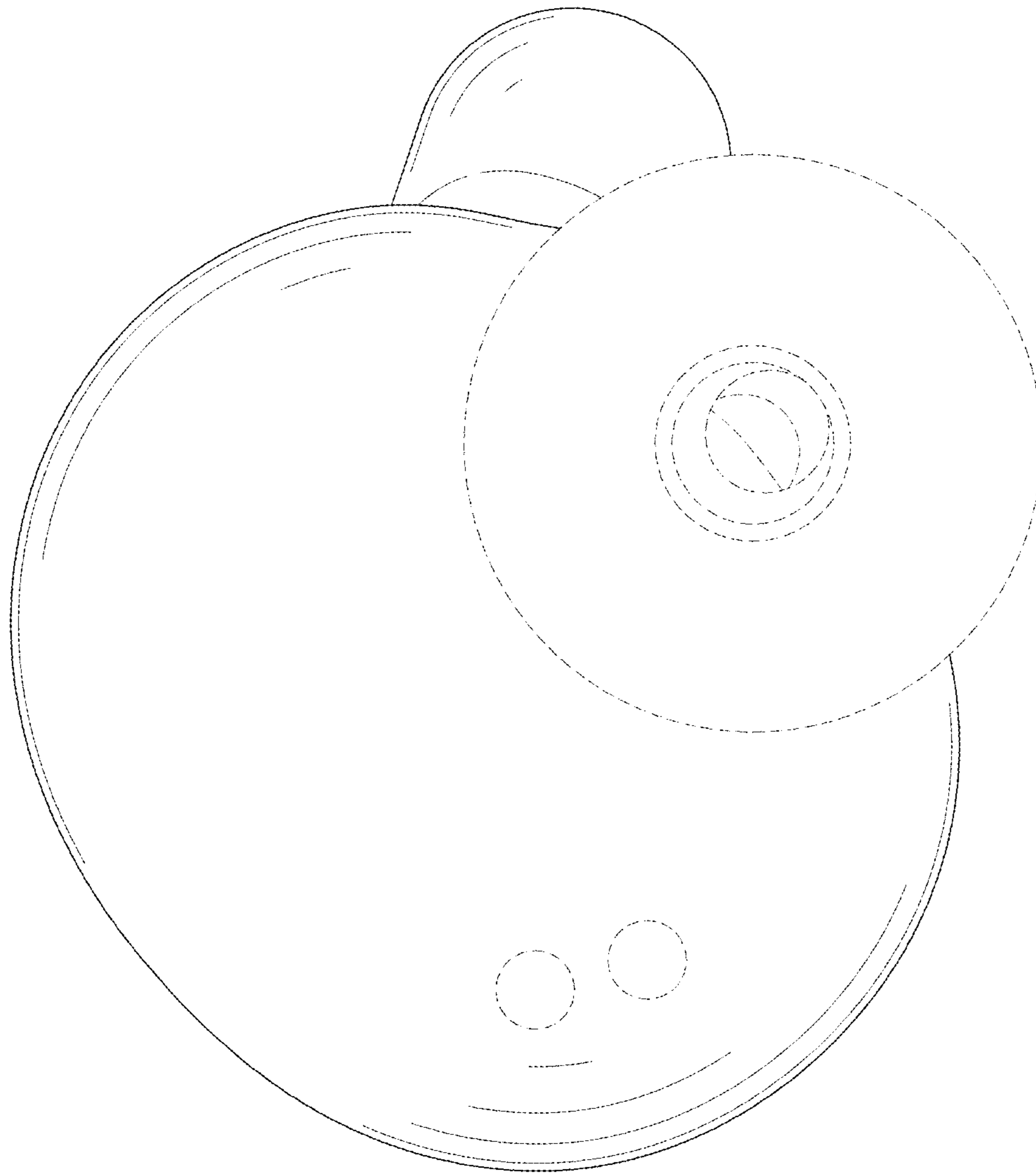


FIG. 7

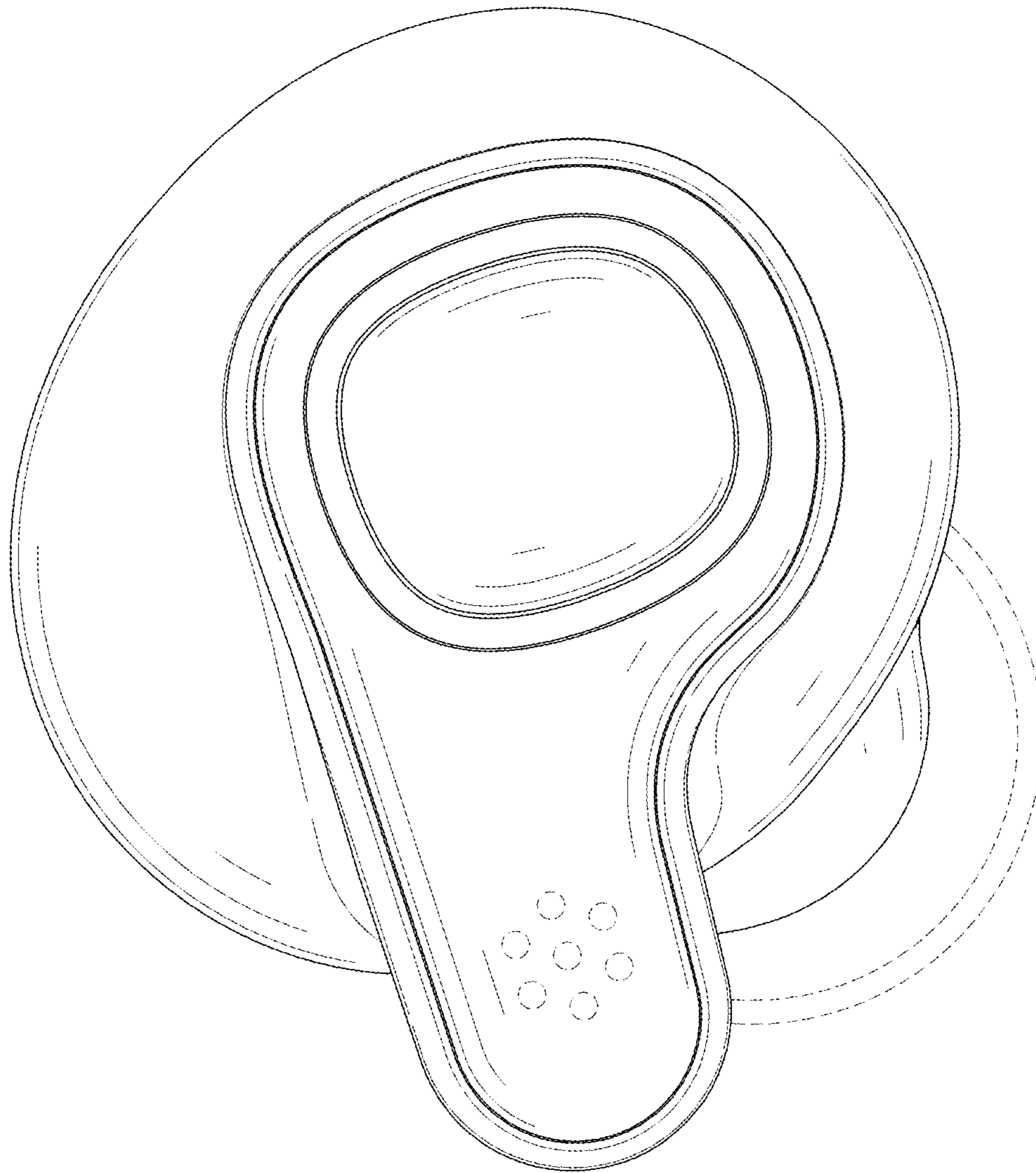


FIG. 8