



US00D928051S

(12) **United States Design Patent** (10) **Patent No.:** **US D928,051 S**  
**Anscheidt et al.** (45) **Date of Patent:** **\*\* Aug. 17, 2021**

(54) **VEHICLE BODY PANEL**  
(71) Applicant: **Bugatti International SA**, Luxembourg (LU)  
(72) Inventors: **Achim Anscheidt**, Berlin (DE); **Etienne Salome**, Wolfsburg (DE)  
(73) Assignee: **Bugatti International SA**, Luxembourg (LU)

(\*\*) Term: **15 Years**

(21) Appl. No.: **29/718,550**

(22) Filed: **Dec. 26, 2019**

(30) **Foreign Application Priority Data**

Jul. 19, 2020 (EM) ..... 006636627-0009  
Jul. 19, 2020 (EM) ..... 006636627-0010

(51) **LOC (13) Cl.** ..... **12-16**

(52) **U.S. Cl.**  
USPC ..... **D12/190**

(58) **Field of Classification Search**  
USPC ... D12/190, 192, 400, 90-92, 196-200, 171, D12/172, 110, 114  
CPC ..... B60R 13/043; B60R 2013/0293; B60R 13/02; B60R 13/04  
See application file for complete search history.

(56) **References Cited**

**U.S. PATENT DOCUMENTS**

D865,601 S \* 11/2019 Goodrich ..... D12/190  
D867,250 S \* 11/2019 Goodrich ..... D12/190

D873,192 S \* 1/2020 Smith ..... D12/190  
D874,368 S \* 2/2020 Smith ..... D12/190  
D874,369 S \* 2/2020 Donfrancesco ..... D12/190  
D882,472 S \* 4/2020 Goodrich ..... D12/190  
D886,698 S \* 6/2020 Goodrich ..... D12/190  
D894,070 S \* 8/2020 Patel ..... D12/190  
D899,984 S \* 10/2020 Gregory ..... D12/190  
D902,815 S \* 11/2020 Wheel ..... D12/190  
D908,568 S \* 1/2021 Peplowski ..... D12/190  
D916,636 S \* 4/2021 Grand ..... D12/190

\* cited by examiner

*Primary Examiner* — Katrina A Betton

(74) *Attorney, Agent, or Firm* — Blank Rome LLP

(57) **CLAIM**

The ornamental design for a vehicle body panel, as shown and described.

**DESCRIPTION**

FIG. 1 is a front left perspective view of a vehicle body panel of the present design;  
FIG. 2 is a left front perspective view thereof;  
FIG. 3 is a front right perspective view thereof;  
FIG. 4 is a front right perspective view of a second embodiment of a vehicle body panel of the present design, the second embodiment being an opposite vehicle side embodiment of the body panel;  
FIG. 5 is a right front perspective view thereof; and,  
FIG. 6 is a front left perspective view thereof.

**1 Claim, 6 Drawing Sheets**






FIG 1



FIG 2




FIG 3



FIG 4



FIG 5




FIG 6