



US00D928047S

(12) **United States Design Patent** (10) **Patent No.:** **US D928,047 S**
Buck et al. (45) **Date of Patent:** **** Aug. 17, 2021**

(54) **REAR SPOILER LIP FOR A VEHICLE**
(71) Applicant: **Jaguar Land Rover Limited**, Coventry (GB)
(72) Inventors: **Joe Buck**, Coventry (GB); **Adam Setter**, Coventry (GB); **Phil Hall**, Coventry (GB)
(73) Assignee: **Jaguar Land Rover Limited**, Coventry (GB)
(**) Term: **15 Years**
(21) Appl. No.: **29/637,301**
(22) Filed: **Feb. 15, 2018**

(30) **Foreign Application Priority Data**
Aug. 30, 2017 (EM) 004172039
(51) **LOC (13) Cl.** **12-16**
(52) **U.S. Cl.**
USPC **D12/181**
(58) **Field of Classification Search**
USPC D12/92, 96, 99, 400, 181, 182, 183, 184, D12/185, 190, 191, 192, 195
CPC H01Q 5/35; B60R 13/02; B60R 13/04; B62D 35/02; B62D 35/005; B62D 35/007; B60J 1/20; B60J 3/002; B60J 7/022
See application file for complete search history.

(56) **References Cited**
U.S. PATENT DOCUMENTS
D271,191 S * 11/1983 Amprim D12/181
D345,135 S * 3/1994 Kaku D12/181
D356,770 S * 3/1995 Almen D12/181
D360,395 S * 7/1995 Almen D12/181
D375,710 S * 11/1996 Brown D12/181
D641,297 S * 7/2011 Vardis D12/181
D726,608 S * 4/2015 Curie D12/181


D731,935 S * 6/2015 Robinson D12/181
D751,478 S * 3/2016 Buck D12/190
D753,566 S * 4/2016 Wu D12/181
D759,556 S * 6/2016 Wheel D12/181
D777,628 S * 1/2017 Kozub D12/181
D784,223 S * 4/2017 Lee D12/181

(Continued)
Primary Examiner — Susan E Krakower
Assistant Examiner — Jerry Shiuan-Hua Hsu
(74) *Attorney, Agent, or Firm* — Wood Herron & Evans LLP

(57) **CLAIM**
The ornamental design for a rear spoiler lip for a vehicle, as shown and described.

DESCRIPTION
FIG. 1 is a front right perspective view of a rear spoiler lip for a vehicle according to the present invention.
FIG. 2 is a front left perspective view of the rear spoiler lip shown in FIG. 1.
FIG. 3 is a rear left bottom perspective view thereof.
FIG. 4 is a rear right bottom perspective view thereof.
FIG. 5 is a front view thereof.
FIG. 6 is a rear view thereof.
FIG. 7 is a left side view thereof, enlarged for ease of illustration.
FIG. 8 is a right side view thereof, enlarged for ease of illustration.
FIG. 9 is a top left perspective view thereof.
FIG. 10 is a top right perspective view thereof.
FIG. 11 is a top view thereof.
FIG. 12 is a bottom view thereof; and,
FIG. 13 is a front right perspective view of the rear spoiler lip shown in a condition of use. More particularly, in FIG. 13, the inventive rear spoiler lip for a vehicle is shown within the broken lines.
The dash-dash broken lines surrounding a vehicle in FIG. 13 depict environmental structure that forms no part of the claimed design.

1 Claim, 12 Drawing Sheets



(56)

References Cited

U.S. PATENT DOCUMENTS

D860,051 S *	9/2019	Buck	D12/92
D867,244 S *	11/2019	Chiang	D12/181
D875,004 S *	2/2020	Chiang	D12/181
2012/0229351 A1 *	9/2012	Fellows	H01Q 5/35 343/702

* cited by examiner

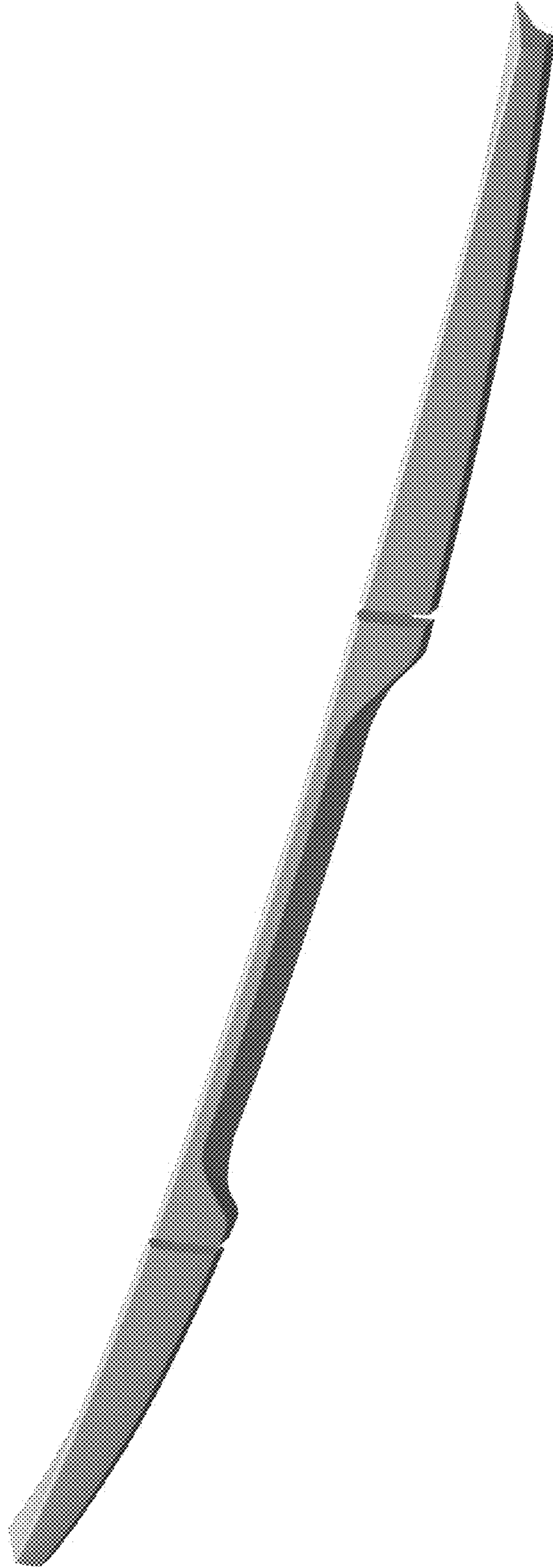


FIG. 1

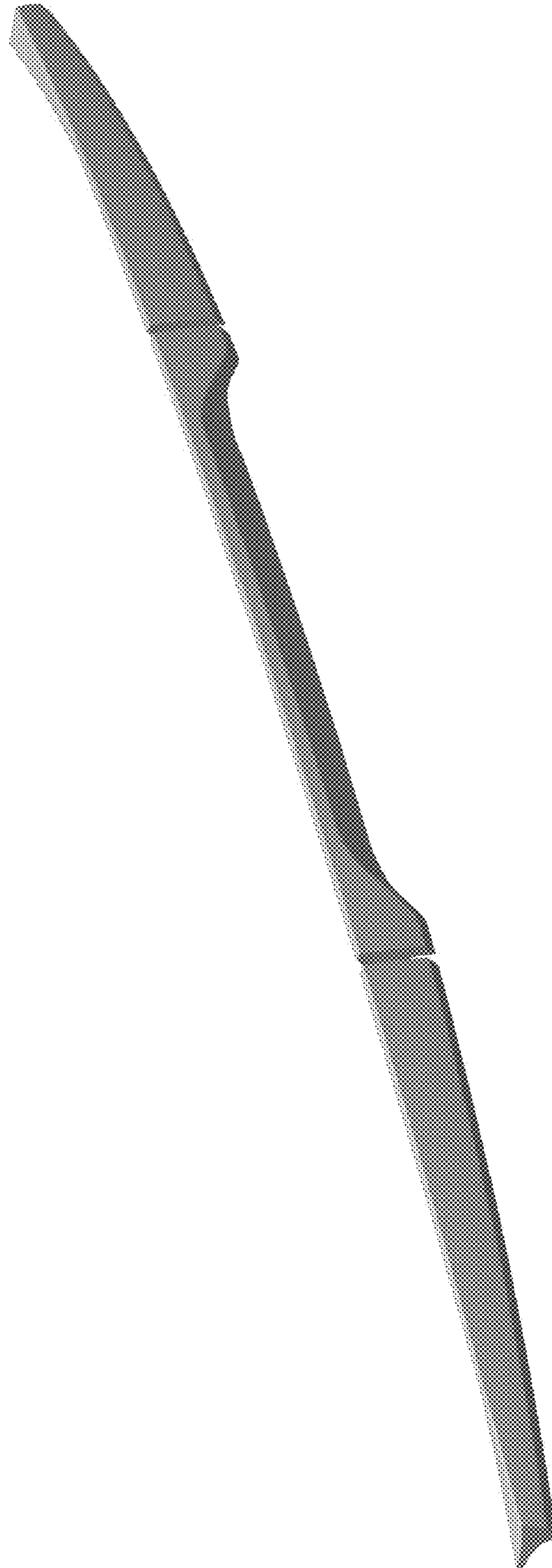


FIG. 2




FIG. 3




FIG. 4




FIG. 5




FIG. 6




FIG. 7




FIG. 8




FIG. 9




FIG. 10



FIG. 11




FIG. 12

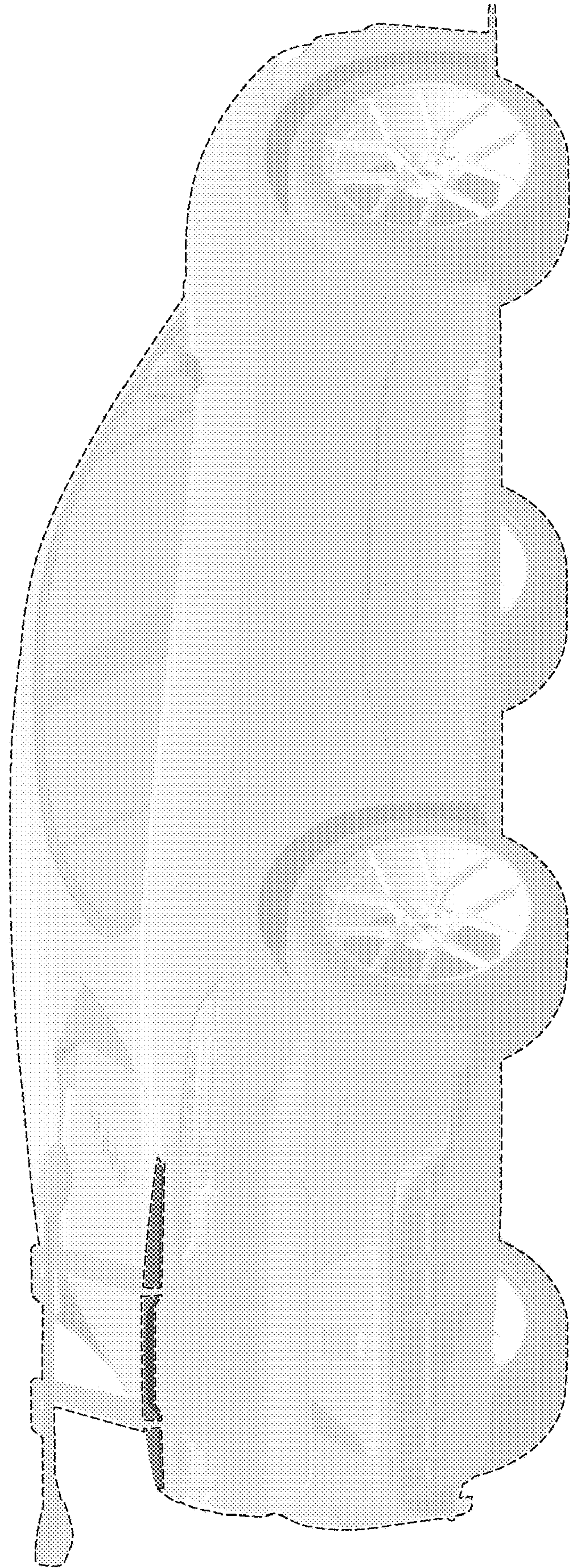


FIG. 13