



US00D928035S

(12) **United States Design Patent** (10) **Patent No.:** **US D928,035 S**
Bouzige (45) **Date of Patent:** **** Aug. 17, 2021**

(54) **MOTOR VEHICLE AND/OR TOY REPLICA THEREOF**

(71) Applicant: **Laurent Jean Raymond Bouzige**, Nice (FR)

(72) Inventor: **Laurent Jean Raymond Bouzige**, Nice (FR)

(73) Assignee: **TOYOTA JIDOSHA KABUSHIKI KAISHA**

(**) Term: **15 Years**

(21) Appl. No.: **29/700,329**

(22) Filed: **Aug. 1, 2019**

(30) **Foreign Application Priority Data**

Apr. 26, 2019 (JP) 2019-009555

(51) **LOC (13) Cl.** **12-08**

(52) **U.S. Cl.**
USPC **D12/86**

(58) **Field of Classification Search**
USPC D12/1, 2, 3, 4, 7, 8, 9, 12, 14, 15, 16.1, D12/36, 37, 40, 82, 84, 85, 86, 88, 89, D12/90, 91, 92, 93, 94, 95, 96, 97, 98, D12/99, 100, 101, 102, 103, 104, 218; D15/28, 199; D21/433, 533, 539, 550, D21/552, 564, 579, 580, 581, 582; D34/12, 13, 14, 15, 16, 17, 18, 19, 20, D34/21, 22, 23, 25, 26, 27, 28, 34
CPC B60P 1/6427; B64F 1/32; B62M 1/00; B60W 10/105; B60W 10/14; B60W 10/119; A01D 34/008; B60K 2031/0025; B60K 2031/0016; B60K 7/0007; B60K 31/0008

See application file for complete search history.

(56) **References Cited**

U.S. PATENT DOCUMENTS

D599,703 S *	9/2009	Tamiya	D12/91
D627,696 S *	11/2010	Yang	D12/196
D630,269 S *	1/2011	Matsuda	D21/533
D639,208 S *	6/2011	Li	D12/86
D829,605 S *	10/2018	Sato	D12/84
D830,230 S *	10/2018	Sato	D12/84
D845,832 S *	4/2019	Ishikawa	D12/1
D853,888 S *	7/2019	Waters	D12/86
D856,192 S *	8/2019	Yamada	D12/86
D866,393 S *	11/2019	Asai	D12/1
D888,613 S *	6/2020	Muto	D12/1
D894,044 S *	8/2020	Muto	D12/1
D914,541 S *	3/2021	Kentley-Klay	D12/86

OTHER PUBLICATIONS

Autonomous Vehicles. (Design—© Questel) orbit.com. [online PDF] 50 pgs. Print Dates Range Aug. 24, 2020-Jun. 23, 2016 [Retrieved Apr. 23, 2021].*

(Continued)

Primary Examiner — Brett Miller

Assistant Examiner — Suzanne E Tisdell

(74) *Attorney, Agent, or Firm* — Saidman DesignLaw Group, LLC

(57) **CLAIM**

The ornamental design for a motor vehicle and/or toy replica thereof, as shown and described.

DESCRIPTION

FIG. 1 is a front right perspective view of a motor vehicle and/or toy replica thereof showing my new design;
FIG. 2 is a rear left perspective view thereof;
FIG. 3 is a front view thereof;
FIG. 4 is a rear view thereof;
FIG. 5 is a right side view thereof;
FIG. 6 is a left side view thereof; and,
FIG. 7 is a top view thereof.

1 Claim, 7 Drawing Sheets



(56)

References Cited

OTHER PUBLICATIONS

“Continental Launches Series Production of Technologies for Robo-Taxis.” Aug. 1, 2019. Green Car Congress. <https://www.greencarcongress.com/2019/08/20190801-conti.html> (Year: 2019).*

Kreetzer, Alex. “Toyota and Suzuki Collaborate on Autonomous Technology.” Aug. 28, 2019. AutoFutures. <https://www.autofutures.tv/2019/08/28/toyota-and-suzuki-collaborate-on-autonomous-technology/> (Year: 2019).*

Howarth, Dan. “Toyota Reveals Vision for Driverless Vehicles that Switch Function on Demand.” Jan. 9, 2018. Dezeen. <https://www.dezeen.com/2018/01/09/toyota-e-palette-multi-functional-autonomous-electric-concept-vehicle-future-mobility-ces/> (Year: 2018).*

EasyMile website, EZ10, <<http://www.easymile.com>>, available as early as Jul. 1, 2017.

Local motors website, Olli, <<https://localmotors.com/meet-olli>>, available as early as Jul. 1, 2016.

Toyota Global Newsroom, Toyota e-Palette Concept (2018), <<https://newsroom.toyota.co.jp/en/corporate/20546438.html>>, Jan. 9, 2018.

* cited by examiner



FIG. 1



FIG. 2




FIG. 3




FIG. 4




FIG. 5



FIG. 6




FIG. 7