



US00D928031S

(12) **United States Design Patent** (10) **Patent No.:** **US D928,031 S**
Klaar (45) **Date of Patent:** **** Aug. 17, 2021**

(54) **PLANTER**
(71) Applicant: **Ulrika Klaar**, Strängnäs (SD)
(72) Inventor: **Ulrika Klaar**, Strängnäs (SD)
(**) Term: **15 Years**
(21) Appl. No.: **29/750,385**
(22) Filed: **Sep. 14, 2020**
(51) **LOC (13) Cl.** **11-02**
(52) **U.S. Cl.**
USPC **D11/152**
(58) **Field of Classification Search**
USPC D11/143–156, 164; D7/509, 537
CPC ... A47G 7/00; A47G 7/02; A47G 7/06; A47G
7/08; A47G 7/085
See application file for complete search history.

(56) **References Cited**

U.S. PATENT DOCUMENTS

D76,321 S * 9/1928 Paull D11/153
D109,069 S * 3/1938 Matassa D11/152
D165,333 S * 12/1951 Jones D11/131
2,765,832 A * 10/1956 Tupper B29K 2023/06
366/341
D282,331 S * 1/1986 Pozzi D7/509
D287,885 S * 1/1987 Bolduc D11/152
D316,947 S * 5/1991 Wenzl D7/527
D361,293 S * 8/1995 Weder D11/143
5,573,141 A * 11/1996 Chen A47G 19/2288
220/592.17
5,605,012 A * 2/1997 Weder A01G 5/04
47/41.12
D399,453 S * 10/1998 Durbin D11/152
D447,719 S 9/2001 Henry
6,287,655 B1 * 9/2001 Nichols, Jr. A47G 7/06
156/66

D572,532 S * 7/2008 Despres D7/510
D599,169 S * 9/2009 Stalions D7/510
D607,727 S * 1/2010 Takata D9/500
D741,647 S * 10/2015 Boczkowski D7/400
D787,888 S * 5/2017 Joseph D7/536
D820,149 S 6/2018 Tao
D821,258 S 6/2018 Tao
D822,440 S * 7/2018 Kuh D7/536
D852,086 S 6/2019 Crosby
D853,271 S 7/2019 Crosby
D890,574 S * 7/2020 Plott D7/523
D892,555 S * 8/2020 Beardsell D7/510
D904,224 S * 12/2020 Springer, Jr. D11/153

OTHER PUBLICATIONS

West elm Radius Indoor/Outdoor Planters, on Pinterest, \$100.00, Apr. 2021.*

* cited by examiner

Primary Examiner — Elizabeth A. Albert

(74) *Attorney, Agent, or Firm* — Rumit Ranjit Kanakia

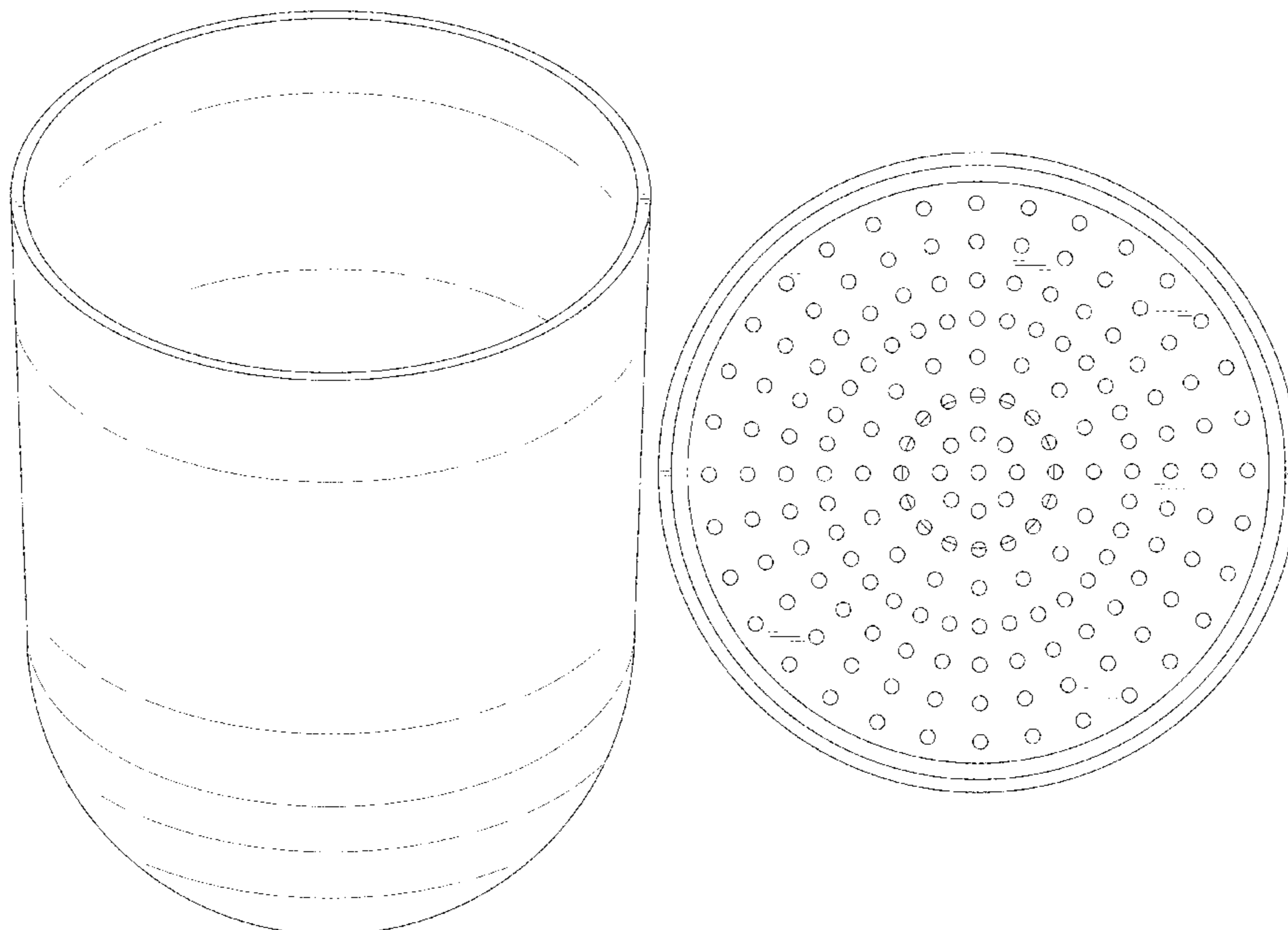
(57) **CLAIM**

I claim the ornamental design for a planter, as shown and described.

DESCRIPTION

FIG. 1 is a perspective view of a planter showing my new design;
FIG. 2 is a front view thereof;
FIG. 3 is a back view thereof;
FIG. 4 is a right-side view thereof;
FIG. 5 is a left-side view thereof;
FIG. 6 is a top view thereof;
FIG. 7 is a bottom view thereof; and,
FIG. 8 is a sectional view thereof.

1 Claim, 8 Drawing Sheets






FIG. 1

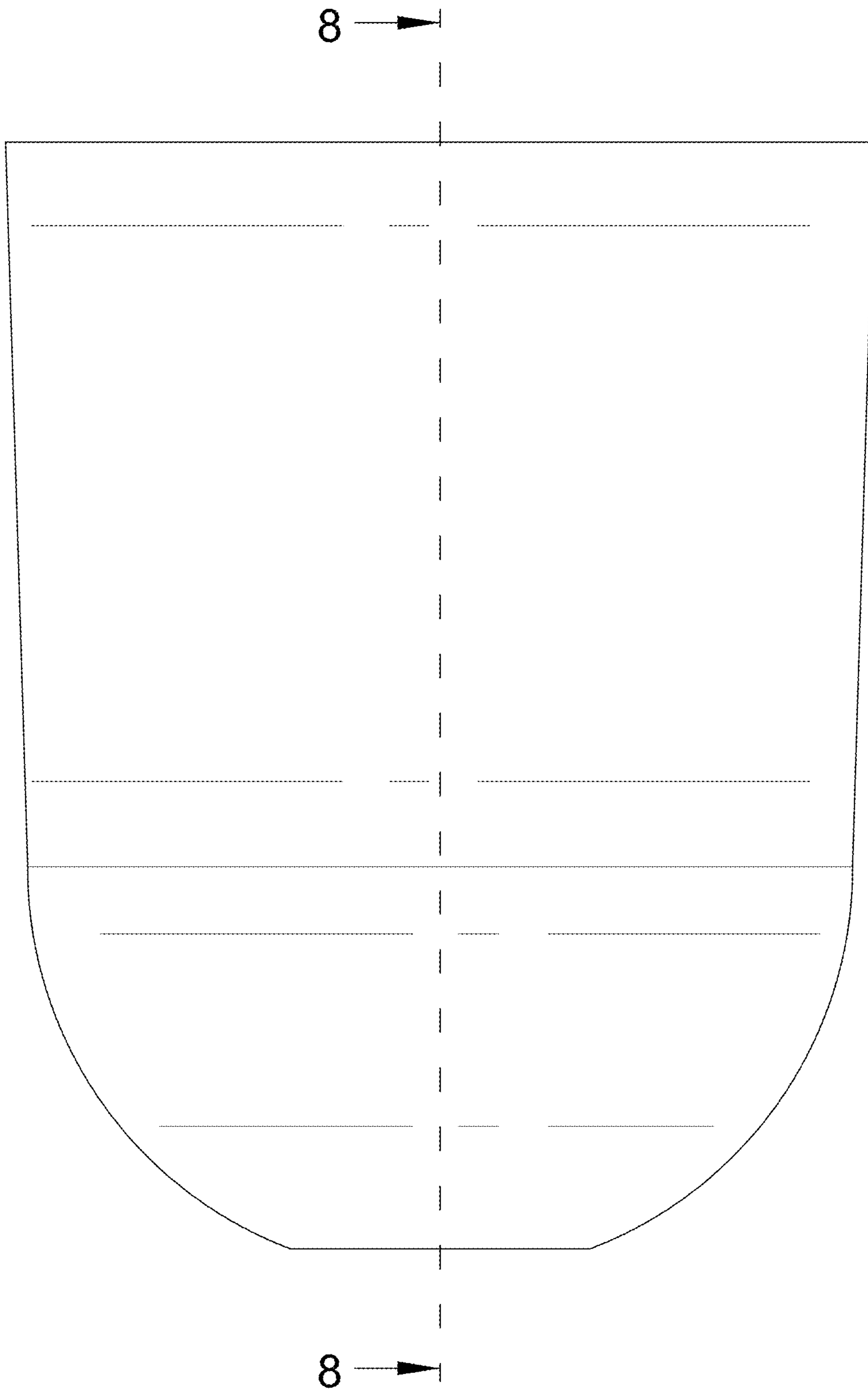


FIG. 2




FIG. 3




FIG. 4




FIG. 5

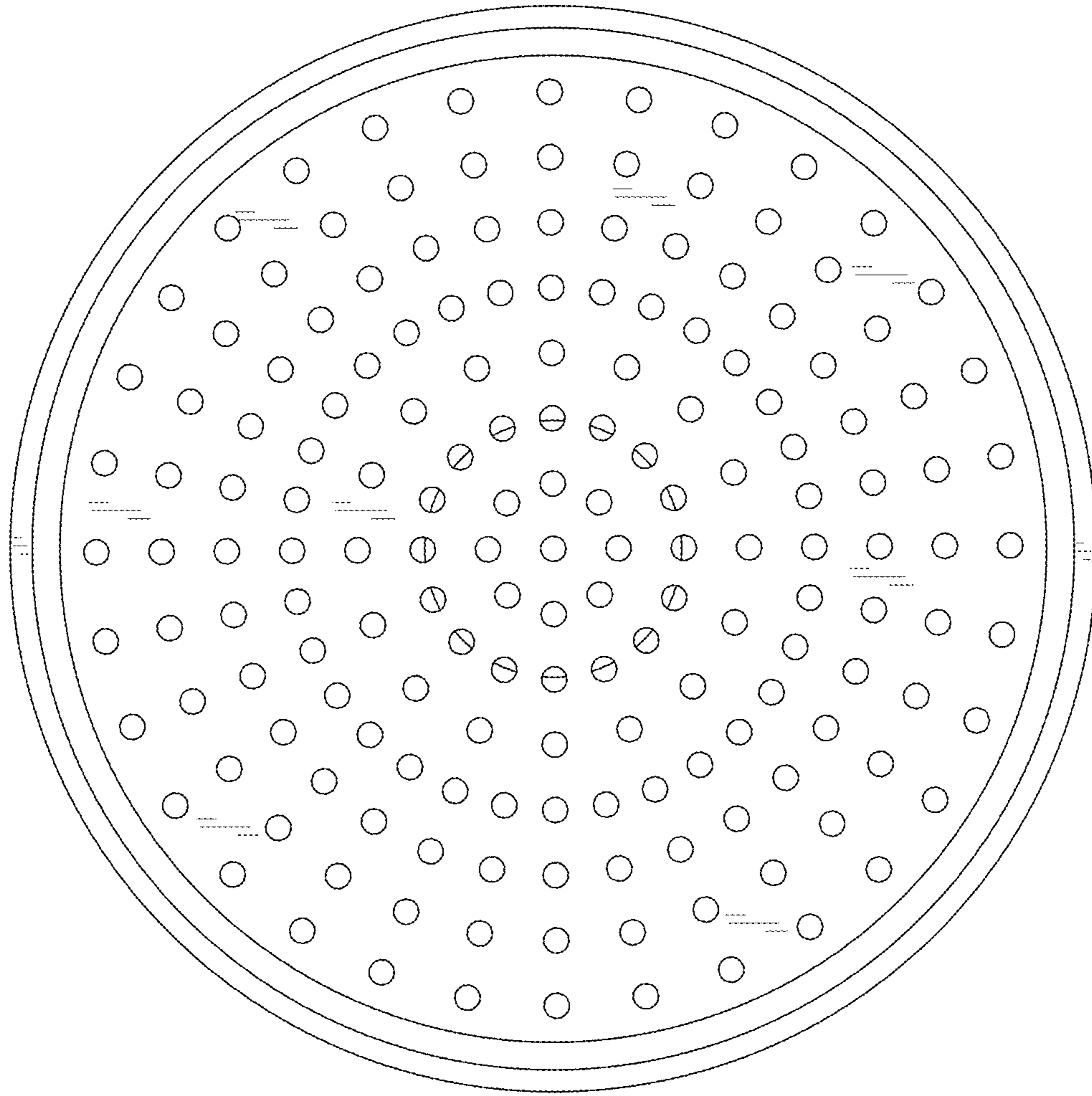


FIG. 6

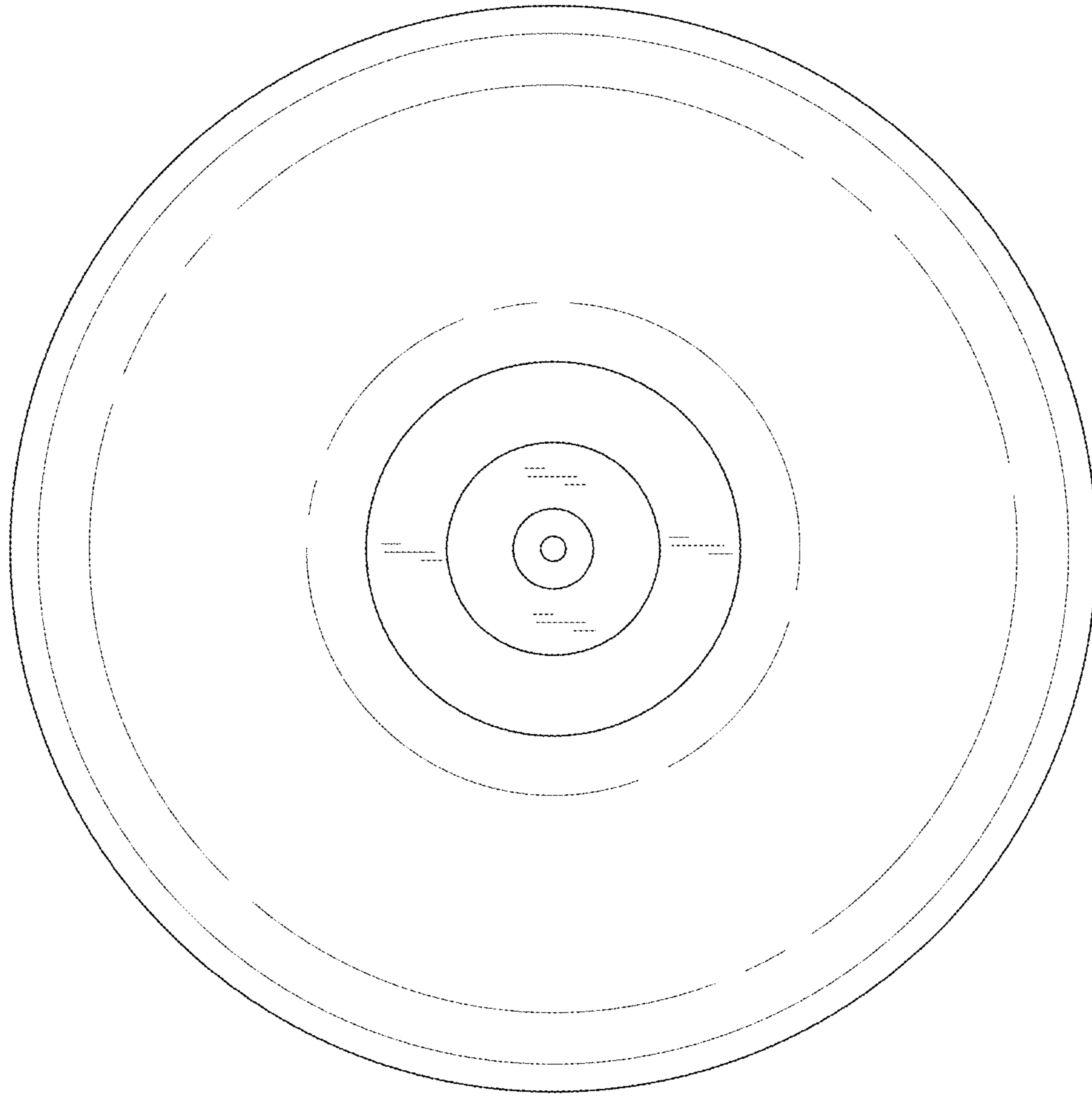


FIG. 7




FIG. 8