

US00D927996S

(12) **United States Design Patent** (10) **Patent No.:** **US D927,996 S**
Pilcher et al. (45) **Date of Patent:** **** Aug. 17, 2021**

(54) **COOKING ASSISTANCE APPLIANCE**

6,720,949 B1 4/2004 Pryor et al.
6,750,848 B1 6/2004 Pryor
6,766,036 B1 7/2004 Pryor

(71) Applicant: **WHIRLPOOL CORPORATION**,
Benton Harbor, MI (US)

(Continued)

(72) Inventors: **Kent Pilcher**, Holland, MI (US); **Brent M. Burgess**, Edwardsburg, MI (US); **Scott E. Carpenter**, Wanatah, IN (US); **Christopher D. Cullen**, Stevensville, MI (US); **Rahul S. Dudhe**, Pune (IN); **Natalie Hillmann**, St. Joseph, MI (US); **Cristiano Vito Pastore**, Comerio (IT); **Aaron Edward Showers**, St. Joseph, MI (US); **Kyle A. Walters**, Benton Harbor, MI (US); **Gregory Bauman**, St. Joseph, MI (US)

FOREIGN PATENT DOCUMENTS

CN 107152705 A 9/2017
DE 20005051 U1 6/2000

(Continued)

Primary Examiner — Antoine Duval Davis

(74) *Attorney, Agent, or Firm* — McGarry Bair PC

(**) Term: **15 Years**

(57) **CLAIM**

The ornamental design for a cooking assistance appliance, as shown and described.

(21) Appl. No.: **29/691,980**

(22) Filed: **May 21, 2019**

(51) **LOC (13) Cl.** **10-04**

(52) **U.S. Cl.**
USPC **D10/57; D10/52; D10/53; D10/78; D10/101**

(58) **Field of Classification Search**
USPC D10/46, 52, 53, 57, 70, 78, 101
CPC ... B25J 9/0081; G02B 27/017; G06Q 20/202; G06Q 50/12; G06Q 10/06311; A23L 5/15; A23L 5/10; G06T 7/70; G06T 7/73; G06T 2207/10024; G06T 2207/10028; G06T 2207/10048; G06T 2207/20084; A47J 36/32; A47J 37/06; A47J 37/12; G06K 9/00771; G06K 9/6273; G06K 2209/17; G05B 19/42; G05B 2219/36184; G05B 2219/40391; A23V 2002/00

See application file for complete search history.

(56) **References Cited**

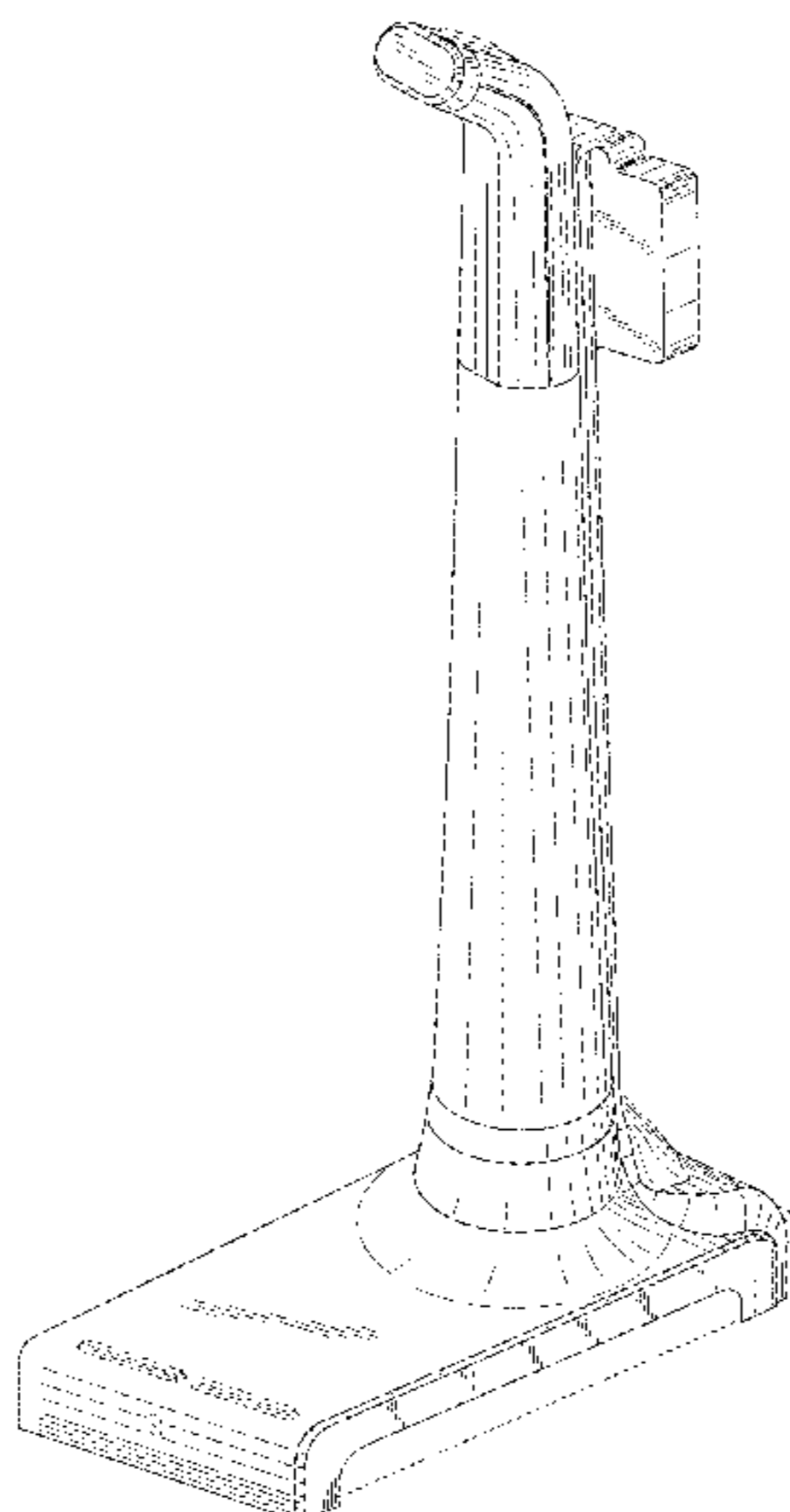
U.S. PATENT DOCUMENTS

5,982,352 A 11/1999 Pryor
6,008,800 A 12/1999 Pryor

DESCRIPTION

FIG. 1 is a top perspective view of a cooking assistance appliance showing my new design; FIG. 2 is a front view thereof; FIG. 3 is a rear view thereof; FIG. 4 is a right side view thereof; FIG. 5 is a left side view thereof; FIG. 6 is a top view thereof; FIG. 7 is a bottom view thereof; FIG. 8 is a top perspective view of the cooking assistance appliance of FIG. 1 according to another embodiment, showing my new design; FIG. 9 is a front view thereof; FIG. 10 is a rear view thereof; FIG. 11 is a right side view thereof; FIG. 12 is a left side view thereof; FIG. 13 is a top view thereof; and, FIG. 14 is a bottom view thereof. Portions of the cooking assistance appliance are shown in broken lines. The broken lines form no part of the claimed design.

1 Claim, 14 Drawing Sheets



(56)

References Cited

U.S. PATENT DOCUMENTS

D500,455 S * 1/2005 Munoz D10/101
 7,042,440 B2 5/2006 Pryor et al.
 7,079,114 B1 7/2006 Smith et al.
 7,084,859 B1 8/2006 Pryor
 7,098,891 B1 8/2006 Pryor
 7,328,119 B1 2/2008 Pryor et al.
 7,401,783 B2 7/2008 Pryor
 7,466,843 B2 12/2008 Pryor
 7,489,303 B1 2/2009 Pryor
 7,671,851 B1 3/2010 Pryor
 7,675,504 B1 3/2010 Smith et al.
 7,693,584 B2 4/2010 Pryor et al.
 7,714,849 B2 5/2010 Pryor
 7,756,297 B2 7/2010 Pryor
 7,843,429 B2 11/2010 Pryor
 7,933,431 B2 4/2011 Pryor
 7,973,773 B2 7/2011 Pryor
 8,013,843 B2 9/2011 Pryor
 8,040,328 B2 10/2011 Smith et al.
 8,044,941 B2 10/2011 Pryor
 8,068,095 B2 11/2011 Pryor
 8,068,100 B2 11/2011 Pryor
 8,072,440 B2 12/2011 Pryor
 8,083,588 B2 12/2011 Pryor
 8,111,239 B2 2/2012 Pryor et al.
 8,194,924 B2 6/2012 Pryor
 8,228,305 B2 7/2012 Pryor
 8,287,374 B2 10/2012 Pryor
 8,306,635 B2 11/2012 Pryor
 8,405,604 B2 3/2013 Pryor et al.
 8,419,432 B2 4/2013 Duke
 8,419,433 B2 4/2013 Do et al.
 8,427,449 B2 4/2013 Pryor
 8,482,534 B2 7/2013 Pryor
 8,482,535 B2 7/2013 Pryor
 8,530,842 B2 9/2013 Has et al.
 8,533,079 B2 9/2013 Sharma
 8,538,562 B2 9/2013 Pryor et al.
 8,553,079 B2 10/2013 Pryor
 8,576,199 B1 11/2013 Pryor
 8,610,674 B2 12/2013 Pryor
 8,614,668 B2 12/2013 Pryor
 8,665,245 B2 3/2014 Pryor
 8,736,548 B2 5/2014 Pryor
 8,760,398 B2 6/2014 Pryor
 8,847,887 B2 9/2014 Pryor
 8,892,219 B2 11/2014 Pryor
 9,330,469 B2 5/2016 Guan
 9,374,672 B1 6/2016 Chao et al.
 9,513,744 B2 12/2016 Pryor
 9,758,042 B2 9/2017 Pryor
 D821,238 S * 6/2018 Elmieh D10/101
 2002/0036617 A1 3/2002 Pryor
 2003/0163326 A1 8/2003 Maase
 2005/0012720 A1 1/2005 Pryor

2008/0024463 A1 1/2008 Pryor
 2008/0088587 A1 4/2008 Pryor
 2008/0122799 A1 5/2008 Pryor
 2008/0129707 A1 6/2008 Pryor
 2009/0273574 A1 11/2009 Pryor
 2009/0322499 A1 12/2009 Pryor
 2010/0134612 A1 6/2010 Pryor et al.
 2010/0182136 A1 7/2010 Pryor
 2010/0182137 A1 7/2010 Pryor
 2010/0182236 A1 7/2010 Pryor
 2010/0194976 A1 8/2010 Smith et al.
 2010/0231506 A1 9/2010 Pryor
 2010/0231547 A1 9/2010 Pryor
 2011/0018831 A1 1/2011 Pryor
 2011/0032203 A1 2/2011 Pryor
 2011/0037725 A1 2/2011 Pryor
 2012/0218181 A1 8/2012 Pryor
 2012/0277594 A1 11/2012 Pryor
 2013/0057594 A1 3/2013 Pryor
 2013/0175254 A1 7/2013 Bach et al.
 2013/0176206 A1 7/2013 Pryor
 2013/0215014 A1 8/2013 Pryor
 2013/0241823 A1 9/2013 Pryor
 2013/0267318 A1 10/2013 Pryor et al.
 2014/0313125 A1 10/2014 Pryor
 2015/0070319 A1 3/2015 Pryor
 2017/0115826 A1 4/2017 Pryor
 2017/0367151 A1 12/2017 Rafii et al.
 2018/0130466 A1 5/2018 Beifuss et al.
 2018/0253953 A1 9/2018 Bucsa et al.

FOREIGN PATENT DOCUMENTS

DE 102008041390 A1 2/2010
 DE 102011081303 A1 2/2013
 DE 102013206340 A1 10/2014
 DE 102014201636 A1 7/2015
 DE 102016104696 A1 9/2017
 EP 1485652 B1 5/2006
 EP 2634495 A2 9/2013
 EP 3063474 A1 9/2016
 EP 2581248 B1 11/2016
 EP 2562480 B1 3/2018
 EP 2615376 B1 4/2018
 EP 2748534 B1 12/2018
 EP 2326882 B1 2/2019
 EP 2505923 B1 9/2019
 EP 3258175 B1 9/2019
 GB 2564657 A 1/2019
 JP 2017133722 A 8/2017
 WO 2004091956 A2 10/2004
 WO 2010135478 A2 11/2010
 WO 2013026766 A1 2/2013
 WO 2015062666 A1 5/2015
 WO 2017026962 A1 2/2017
 WO 20017115334 A1 7/2017

* cited by examiner

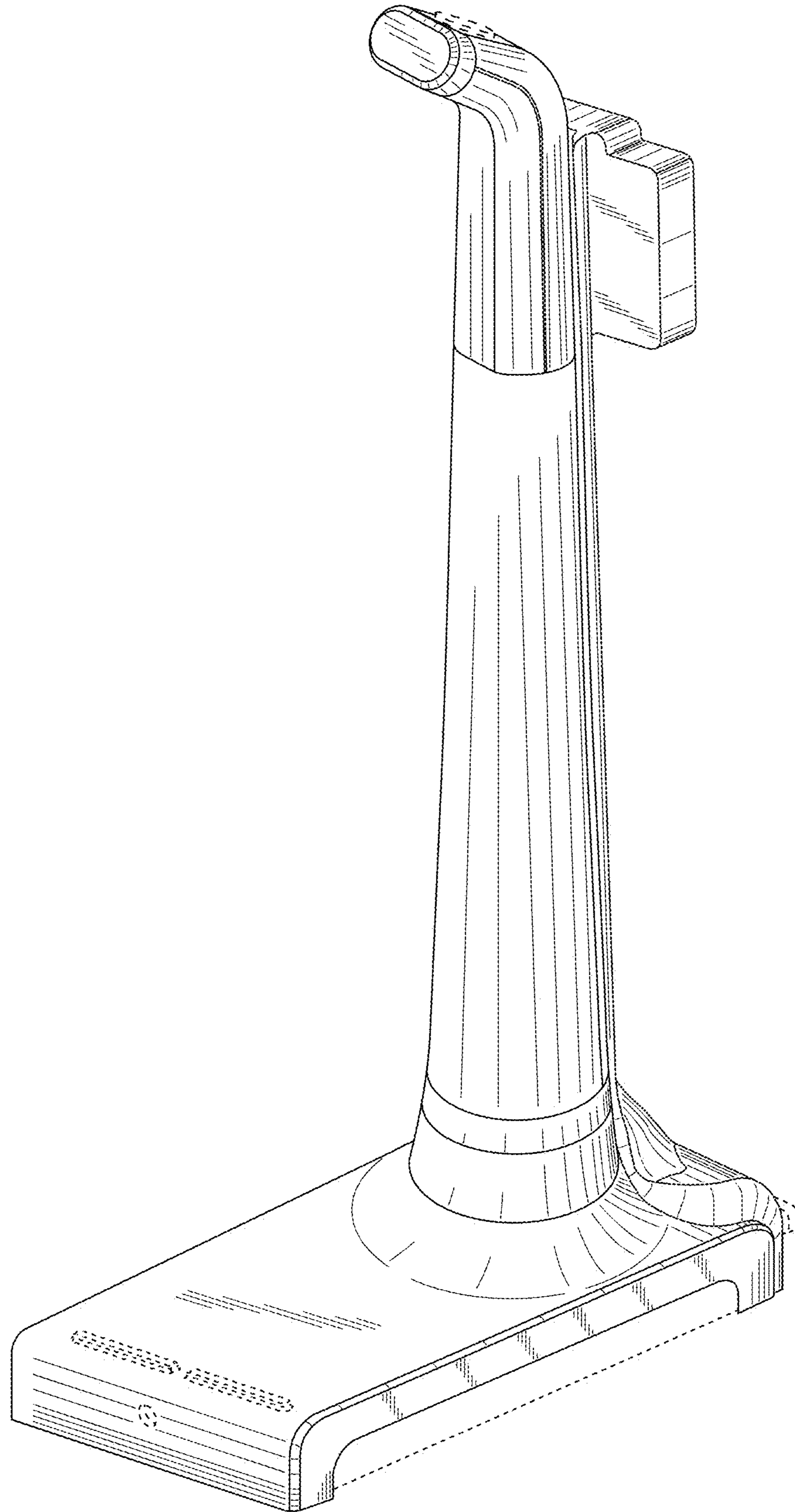


FIG. 1

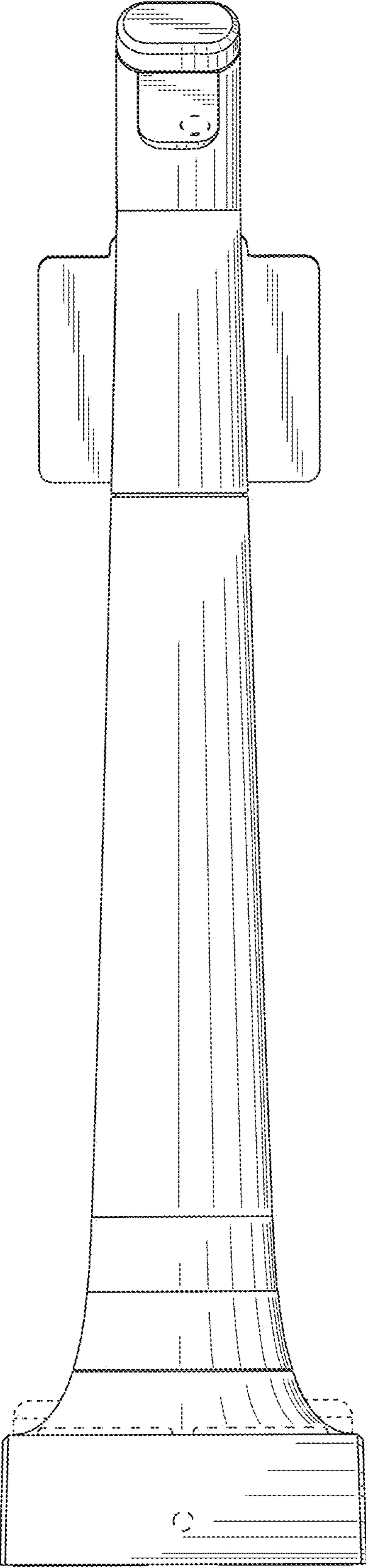


FIG. 2

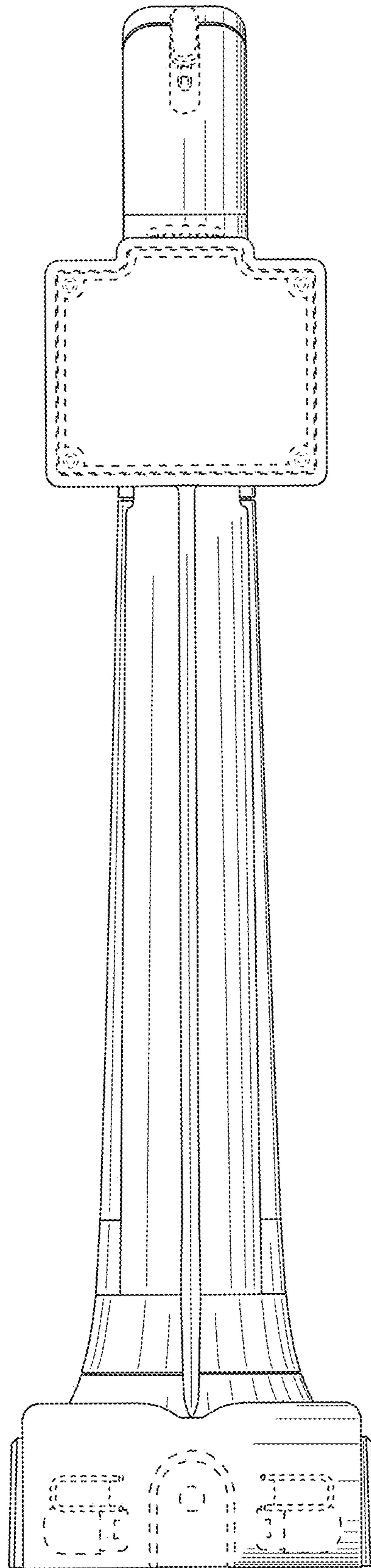


FIG. 3

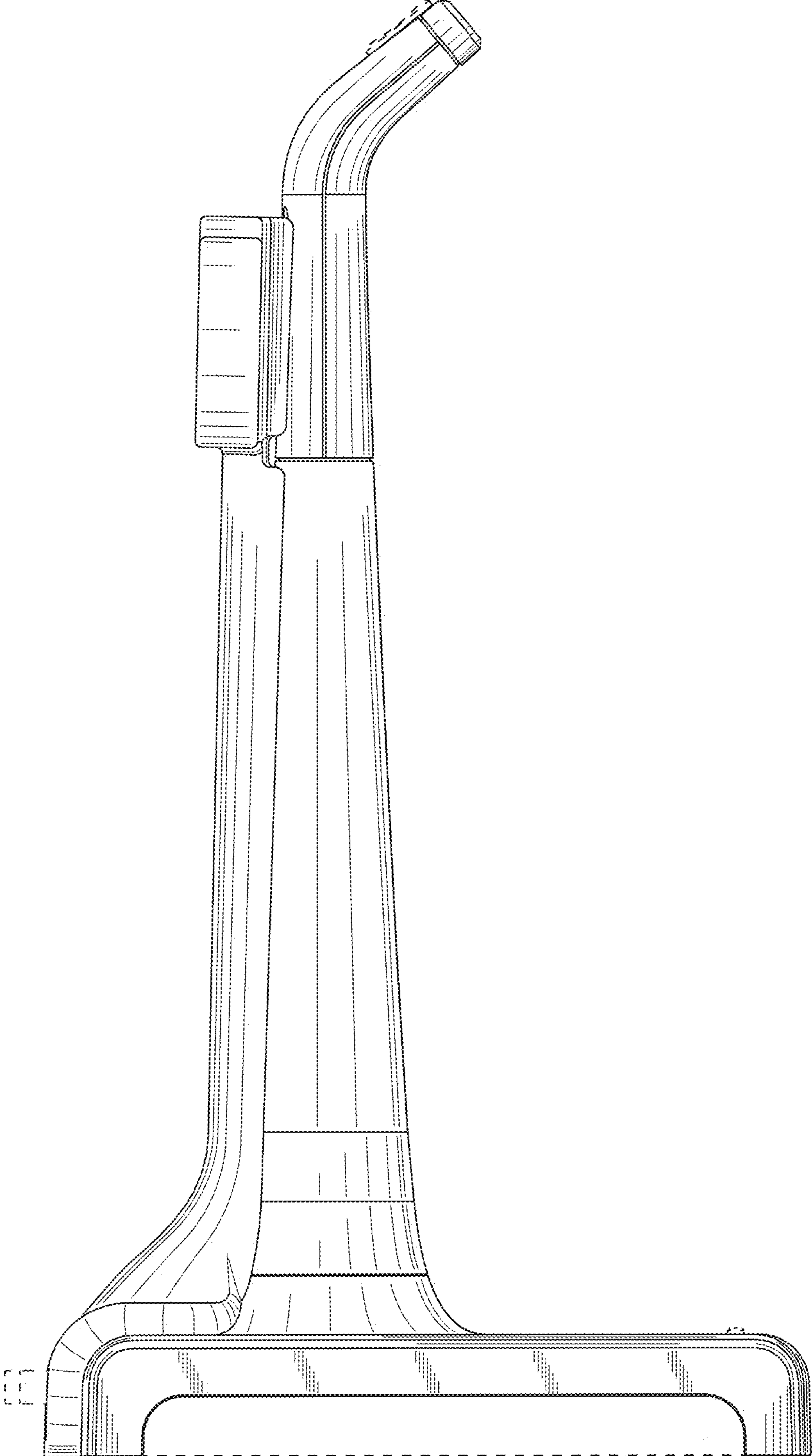


FIG. 4

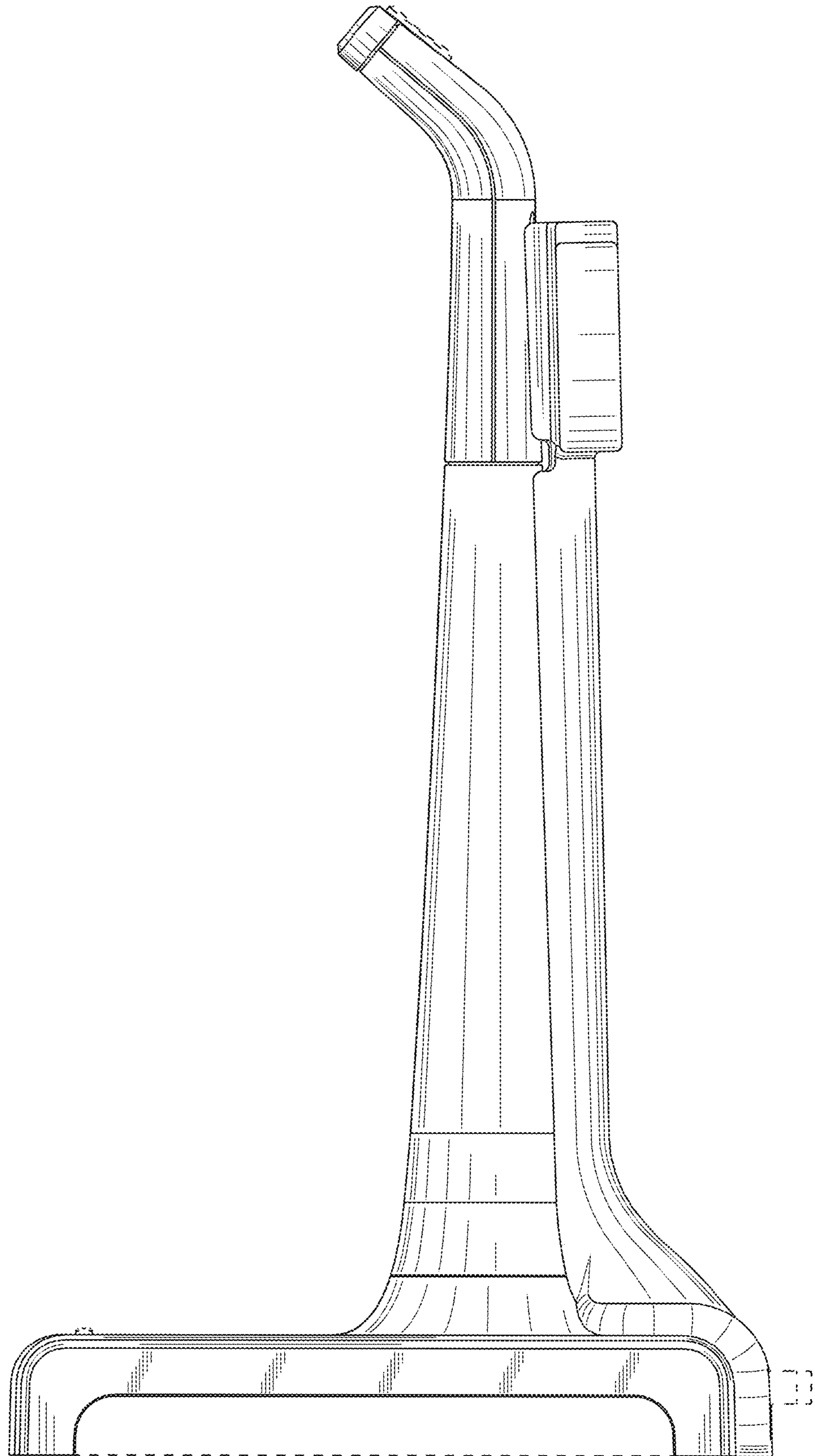


FIG. 5

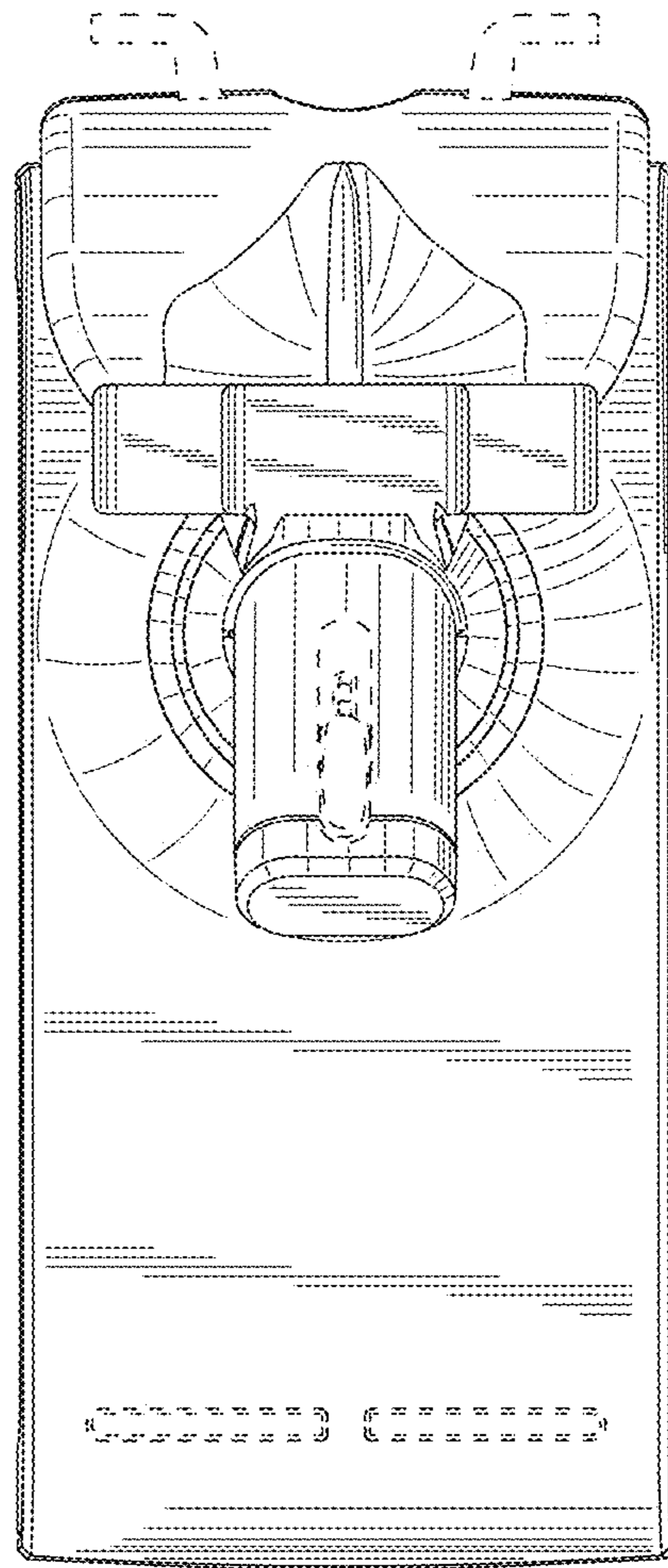


FIG. 6




FIG. 7

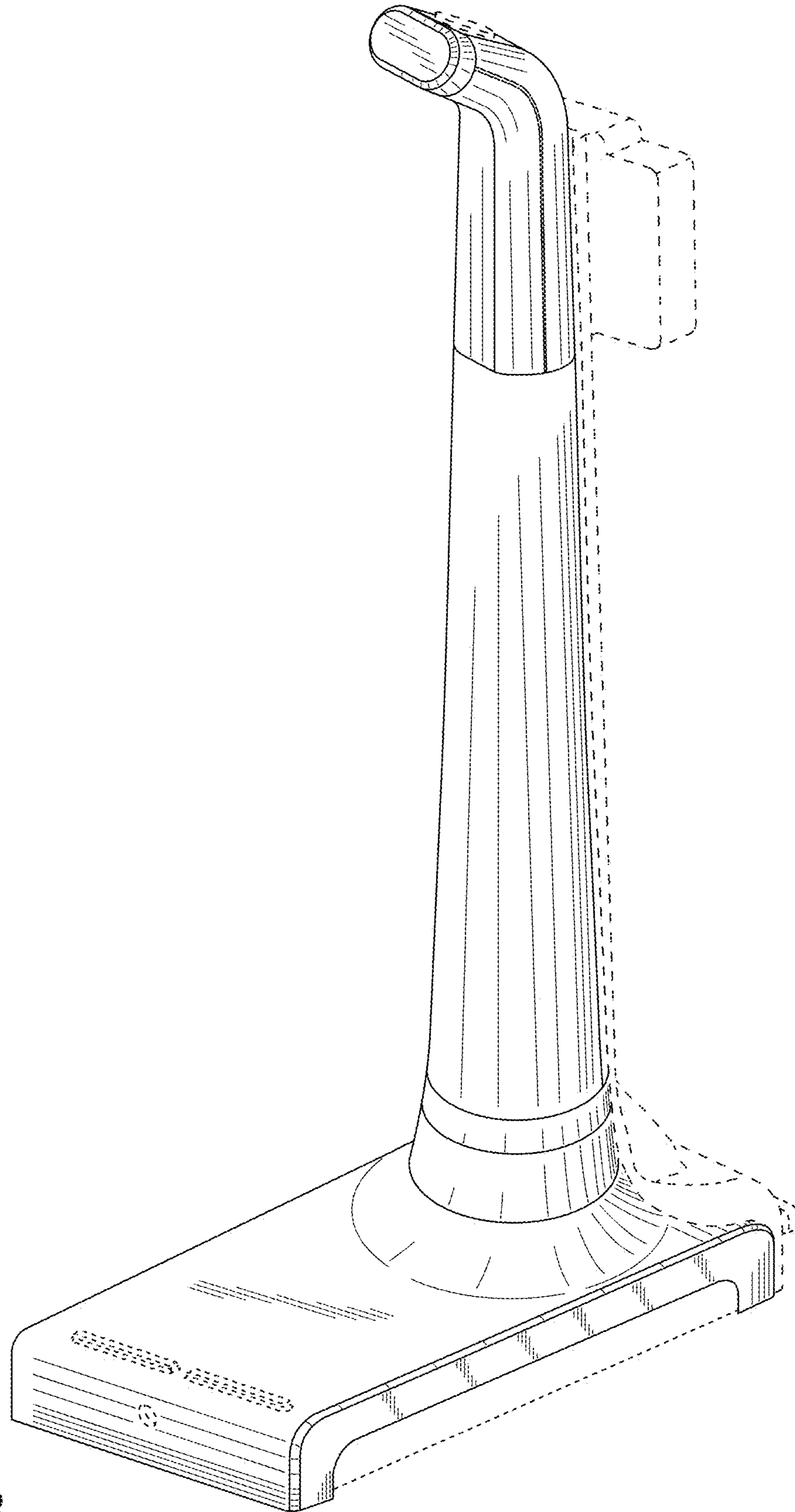


FIG. 8

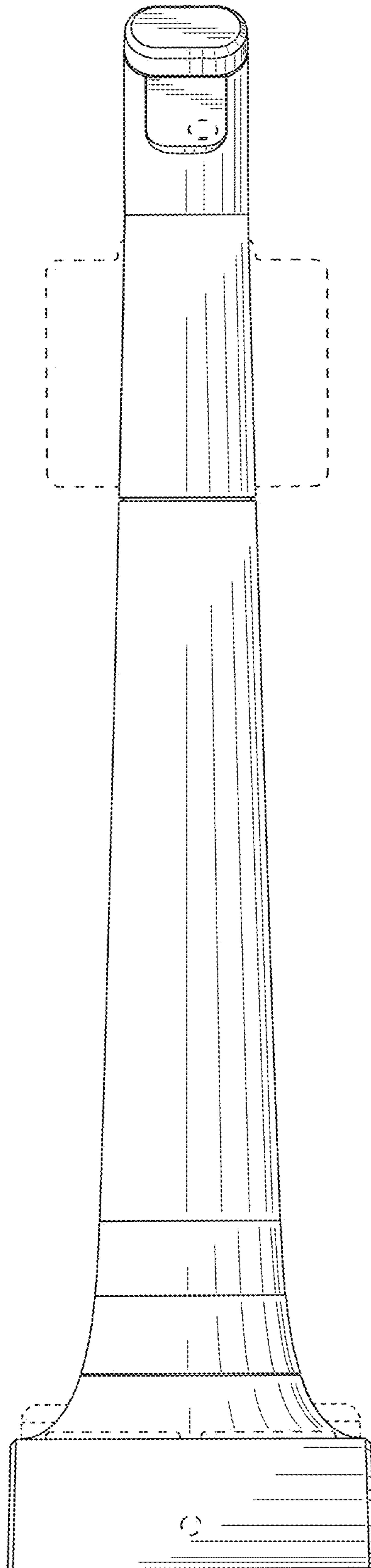


FIG. 9

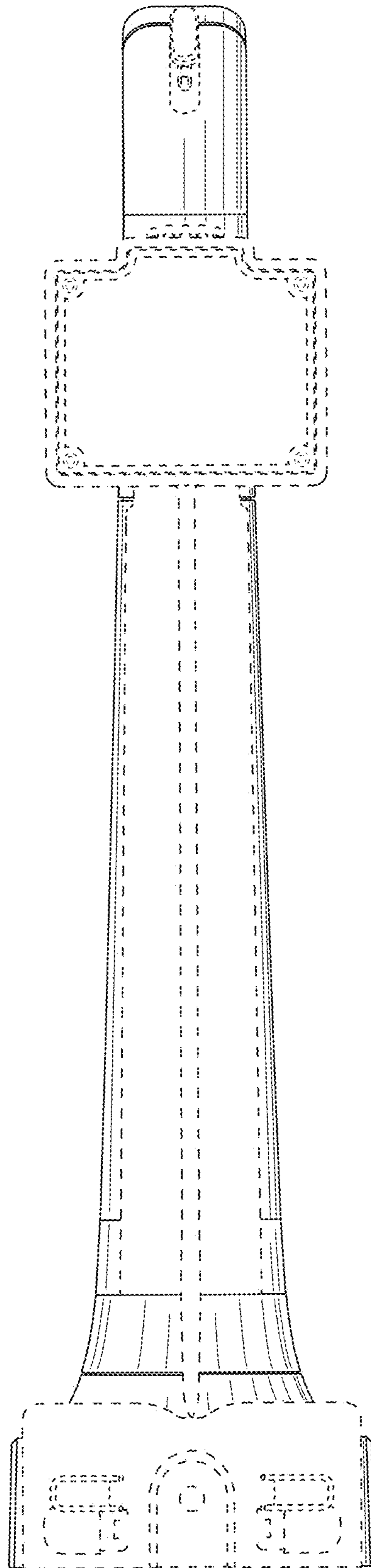


FIG. 10

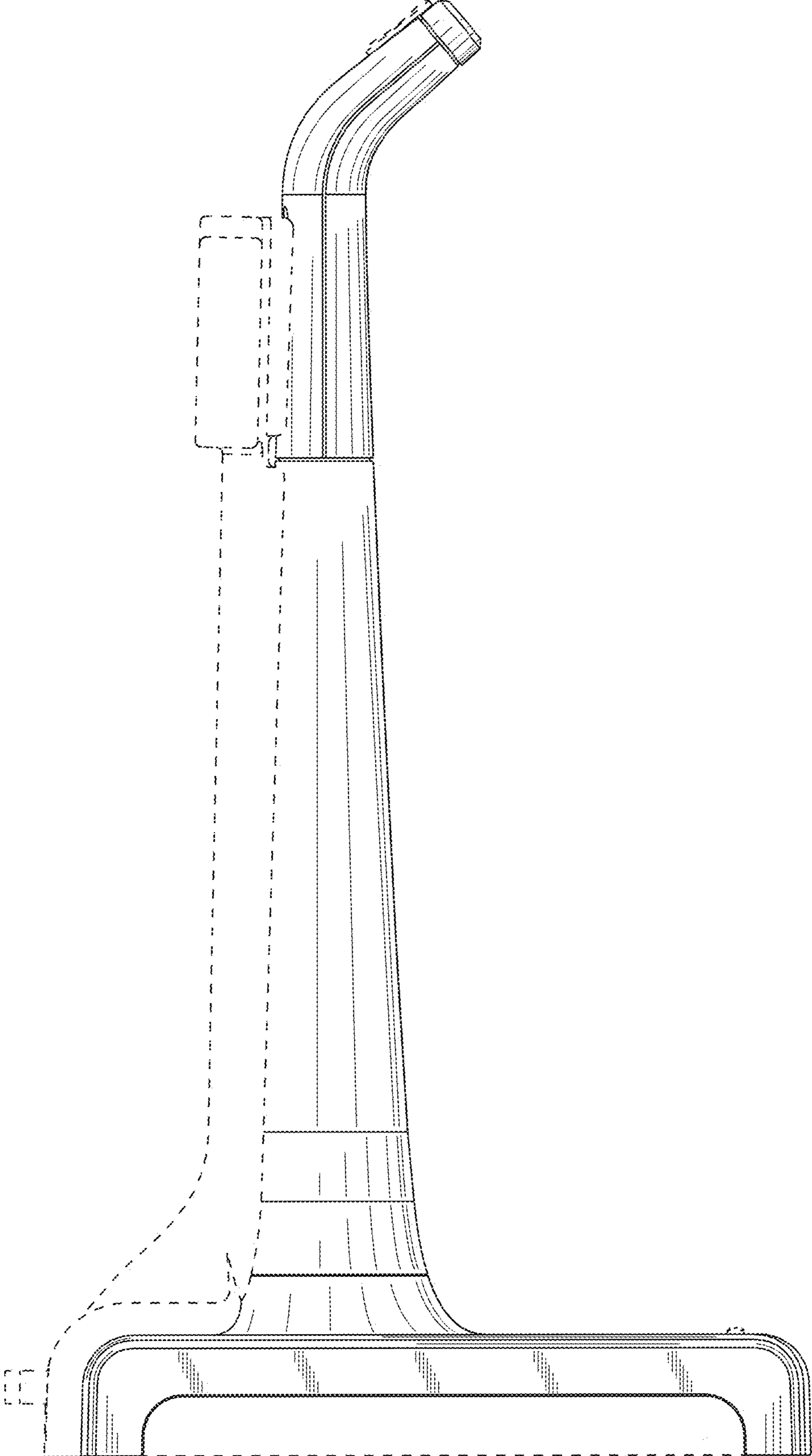


FIG. 11

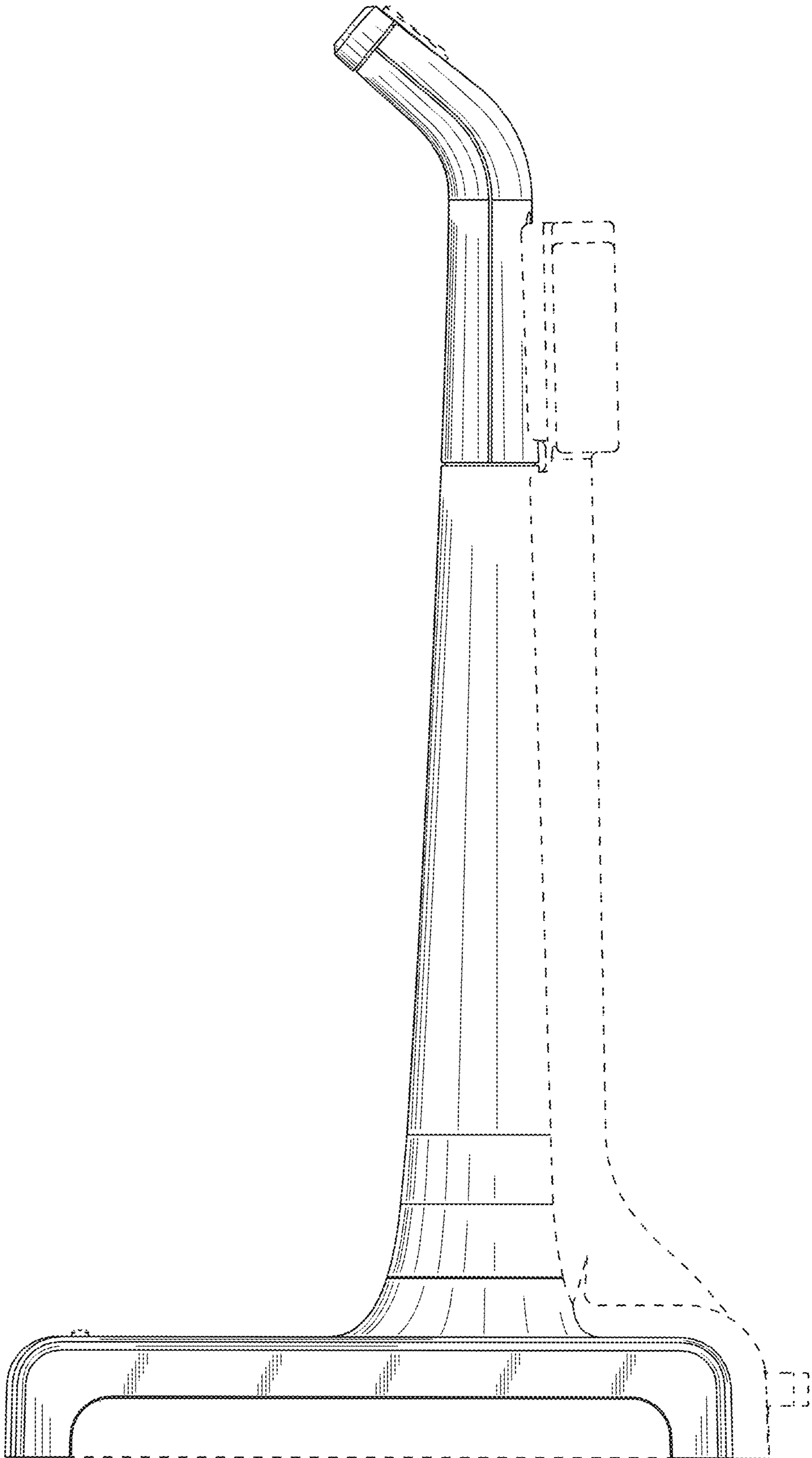


FIG. 12

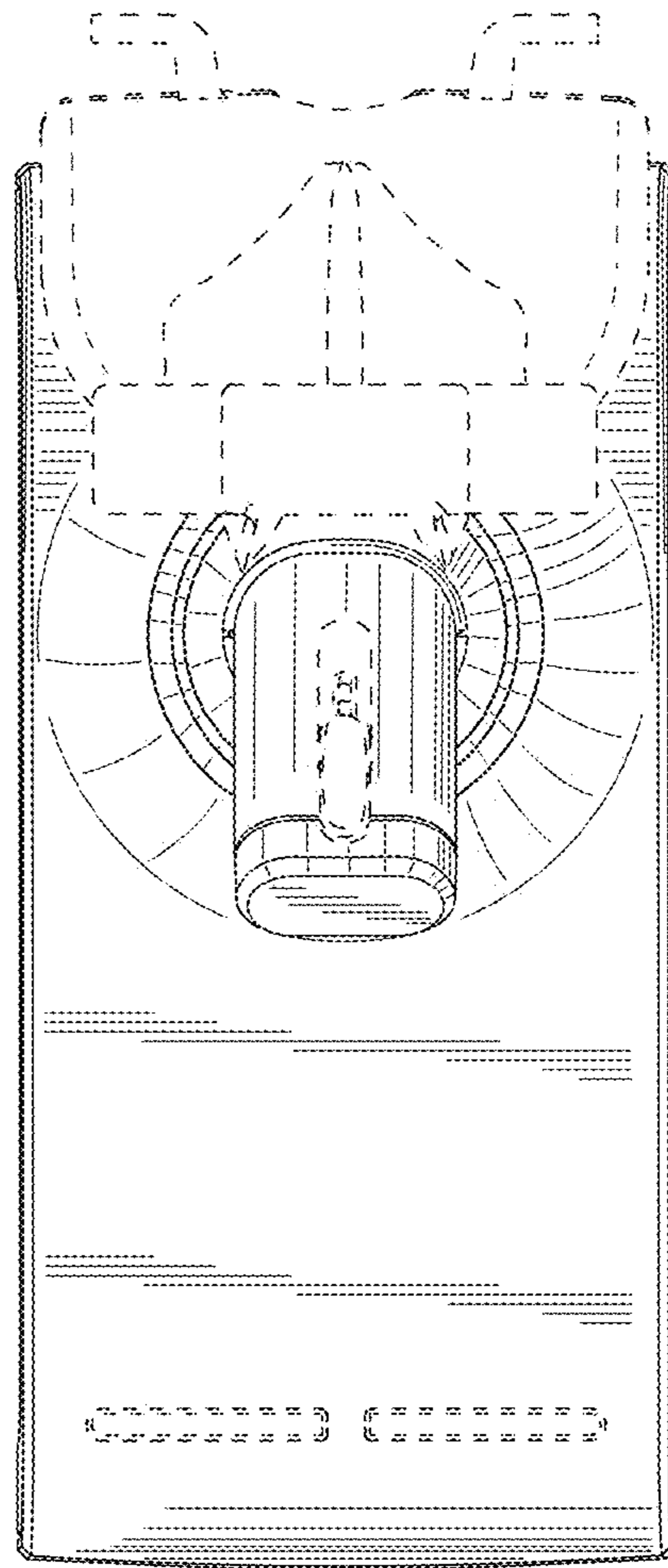


FIG. 13




FIG. 14