



US00D927992S

(12) **United States Design Patent** (10) **Patent No.:** **US D927,992 S**
Kojima (45) **Date of Patent:** **** Aug. 17, 2021**

(54) **WATCH CASE**

(56) **References Cited**

(71) Applicant: **CASIO KEISANKI KABUSHIKI KAISHA**, Tokyo (JP)

U.S. PATENT DOCUMENTS

(72) Inventor: **Kenji Kojima**, Tokyo (JP)

D293,892 S *	1/1988	Ichikawa	D10/30
D301,692 S *	6/1989	Wakamatsu	D10/30
D325,530 S *	4/1992	Moriai	D10/30
D359,001 S *	6/1995	Nakai	D10/30
D364,571 S *	11/1995	Goto	D10/30
D370,639 S *	6/1996	Morishima	D10/38
D390,789 S *	2/1998	Sugita	D10/30
D504,828 S *	5/2005	Moriai	D10/30
D525,881 S *	8/2006	Shiraishi	D10/38
D658,081 S *	4/2012	Akagi	D10/39
D666,109 S *	8/2012	Galli	D10/38
D792,241 S *	7/2017	White	D10/30
D799,988 S *	10/2017	White	D10/30
2019/0294122 A1 *	9/2019	Kojima	G04G 17/08

(73) Assignee: **CASIO KEISANKI KABUSHIKI KAISHA**, Tokyo (JP)

(**) Term: **15 Years**

(21) Appl. No.: **29/715,463**

(22) Filed: **Dec. 2, 2019**

(30) **Foreign Application Priority Data**

Jun. 5, 2019 (CN) 201930288167.6

(51) **LOC (13) Cl.** **10-02**

(52) **U.S. Cl.**
USPC **D10/38**

(58) **Field of Classification Search**
USPC D10/30-39, 65, 70, 97-98, 121-132;
D14/344; D11/3, 5, 12; D24/167, 186
CPC G04B 19/00; G04B 19/125; G04B 19/04;
G04B 19/048; G04B 19/065; G04B
19/08; G04B 19/10; G04B 19/103; G04B
19/106; G04B 19/12; G04B 19/18; G04B
19/22; G04B 19/223; G04B 19/24; G04B
19/243; G04B 19/28; G04B 19/283;
G04B 37/00; G04B 37/0008; G04B
37/0058; G04B 45/00; G04B 45/0069;
G04B 45/0076; G04B 47/06; G04B
47/063; G04G 19/06; A44C 5/00; A44C
5/02; A44C 5/027; A44C 5/04; A44C
5/08; A44C 5/10; A44C 5/102; A44C
5/105; A44C 5/107

See application file for complete search history.

* cited by examiner

Primary Examiner — Katherine Glennon

(74) *Attorney, Agent, or Firm* — Holtz, Holtz & Volek PC

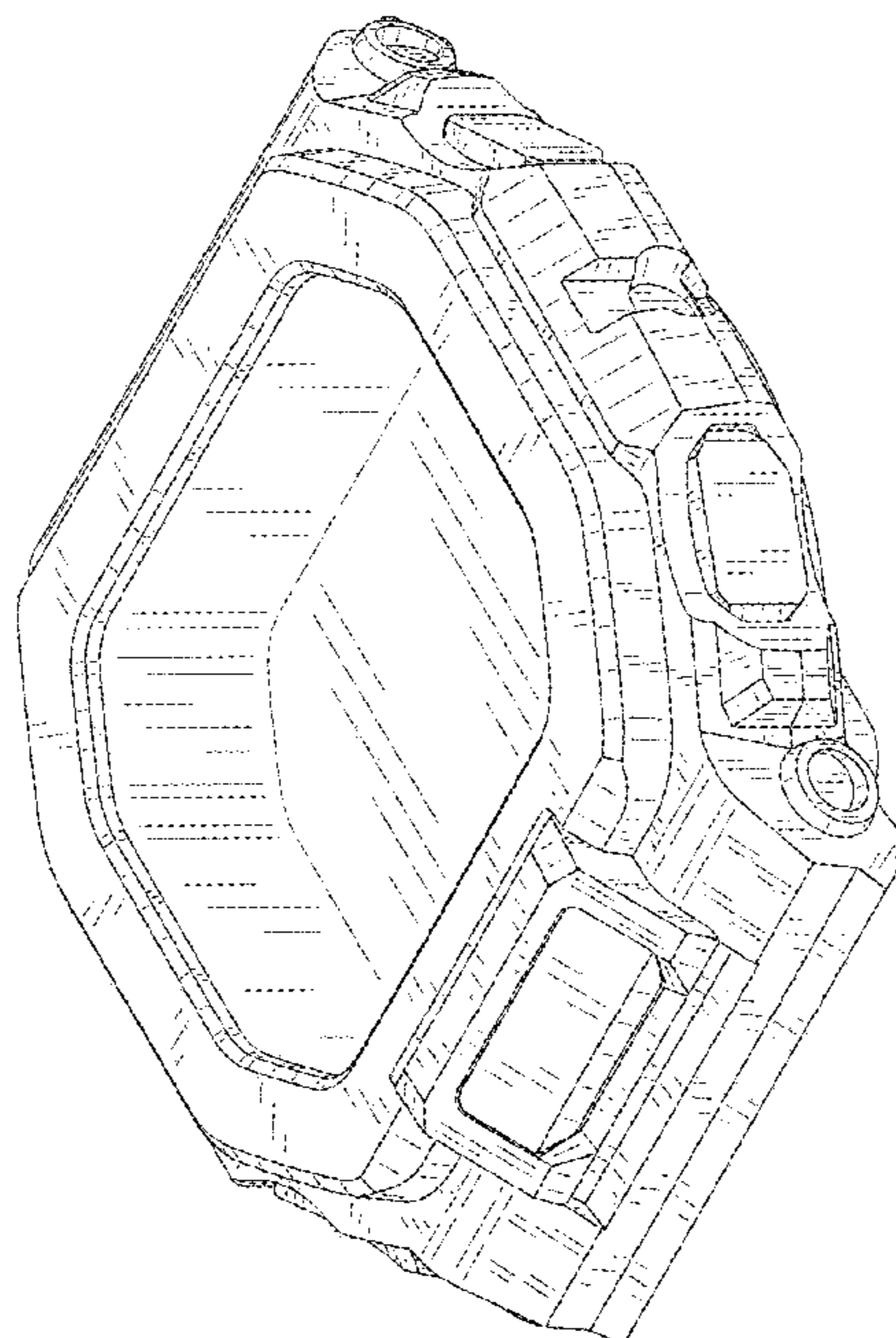
(57) **CLAIM**

The ornamental design for a watch case, as shown and described.

DESCRIPTION

FIG. 1 is a front, right side, bottom perspective view of a watch case showing my new design;
FIG. 2 is a front elevational view thereof;
FIG. 3 is a rear elevational view thereof;
FIG. 4 is a left side view thereof;
FIG. 5 is a right side view thereof;
FIG. 6 is a top plan view thereof; and,
FIG. 7 is a bottom plan view thereof.
The broken lines in the drawings illustrate portions of the watch case that form no part of the claimed design.

1 Claim, 6 Drawing Sheets



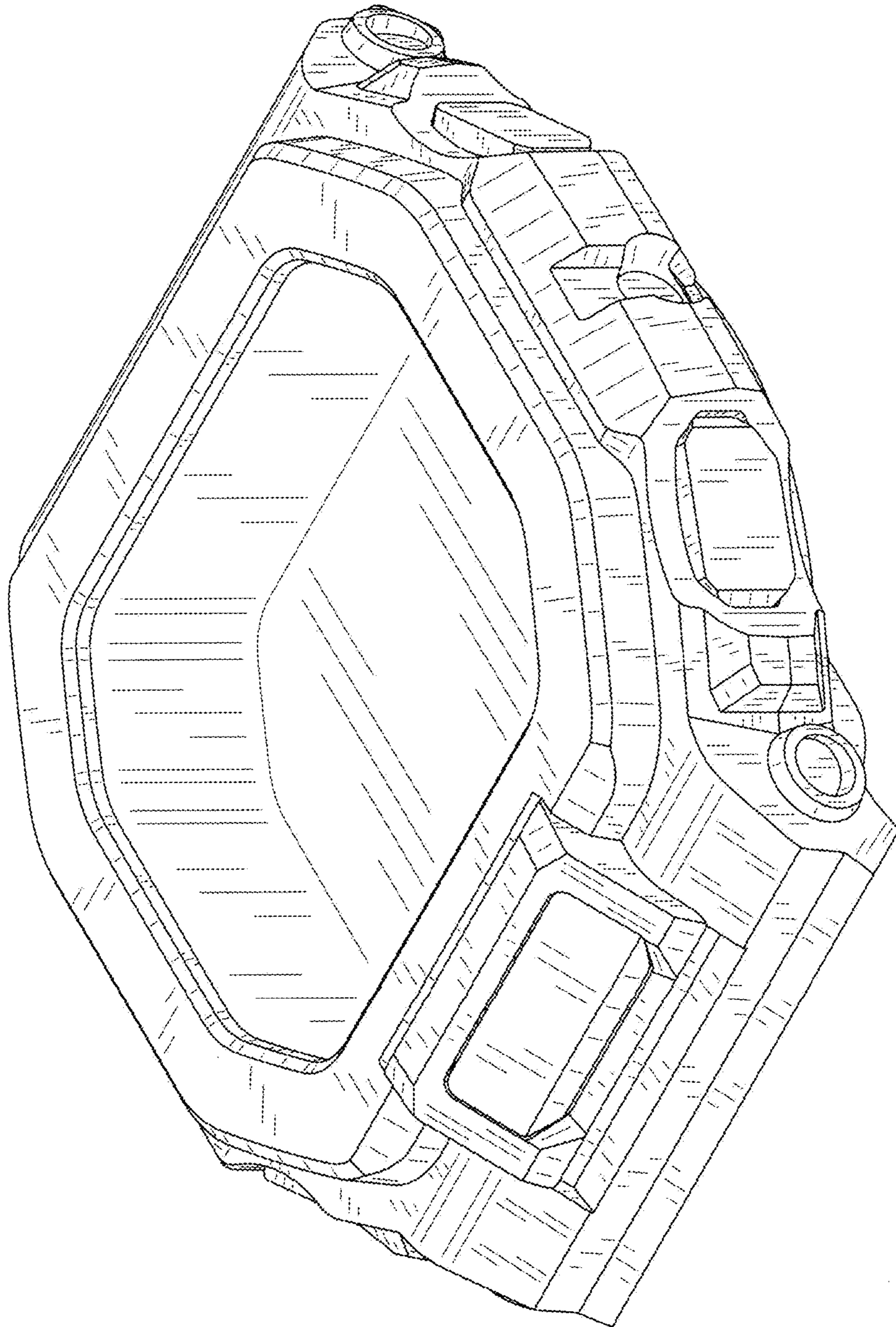


FIG. 1

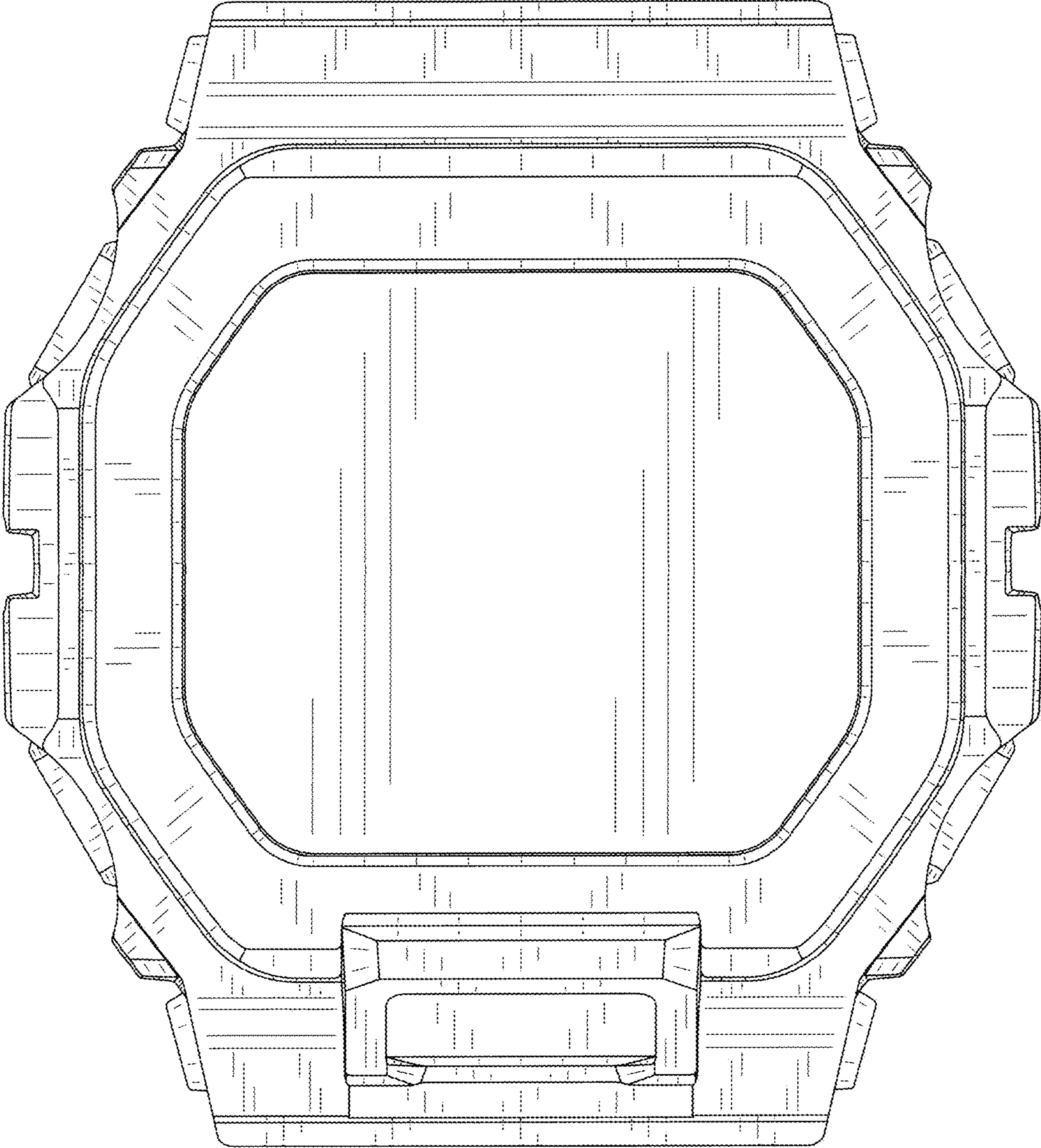


FIG. 2

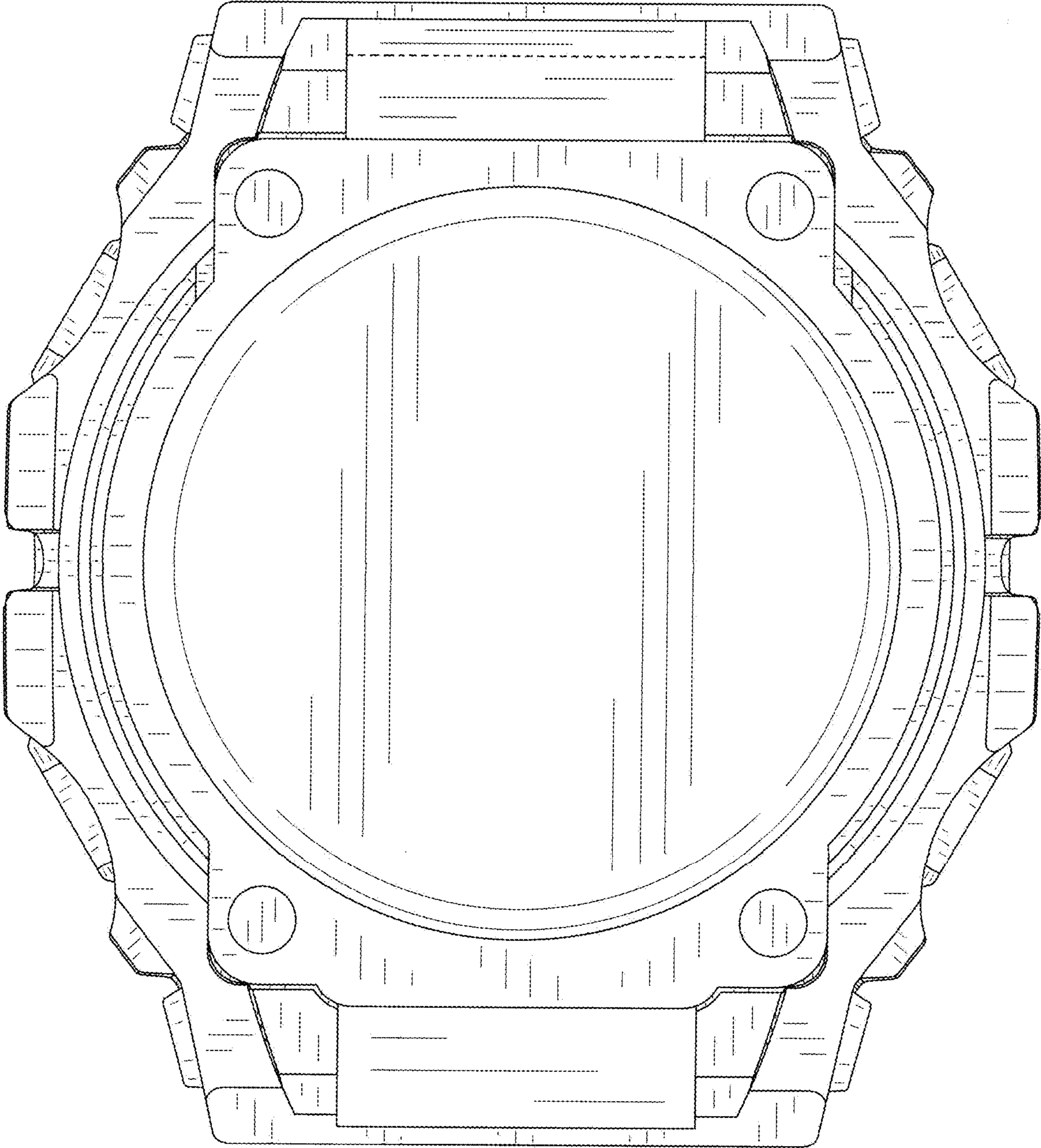


FIG. 3

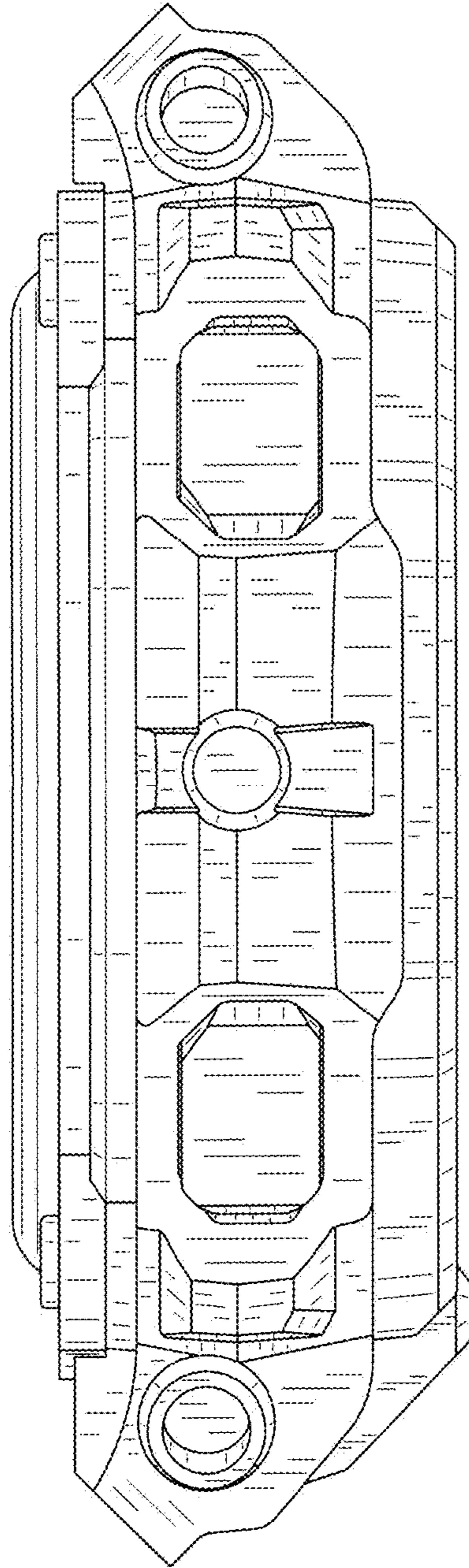


FIG. 4

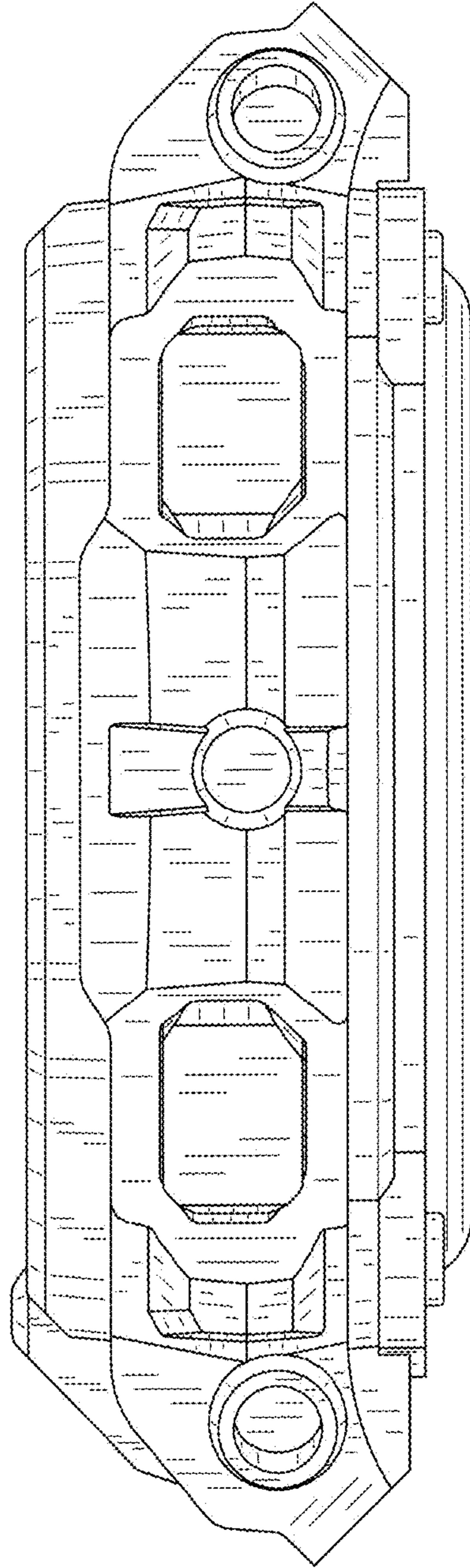


FIG. 5

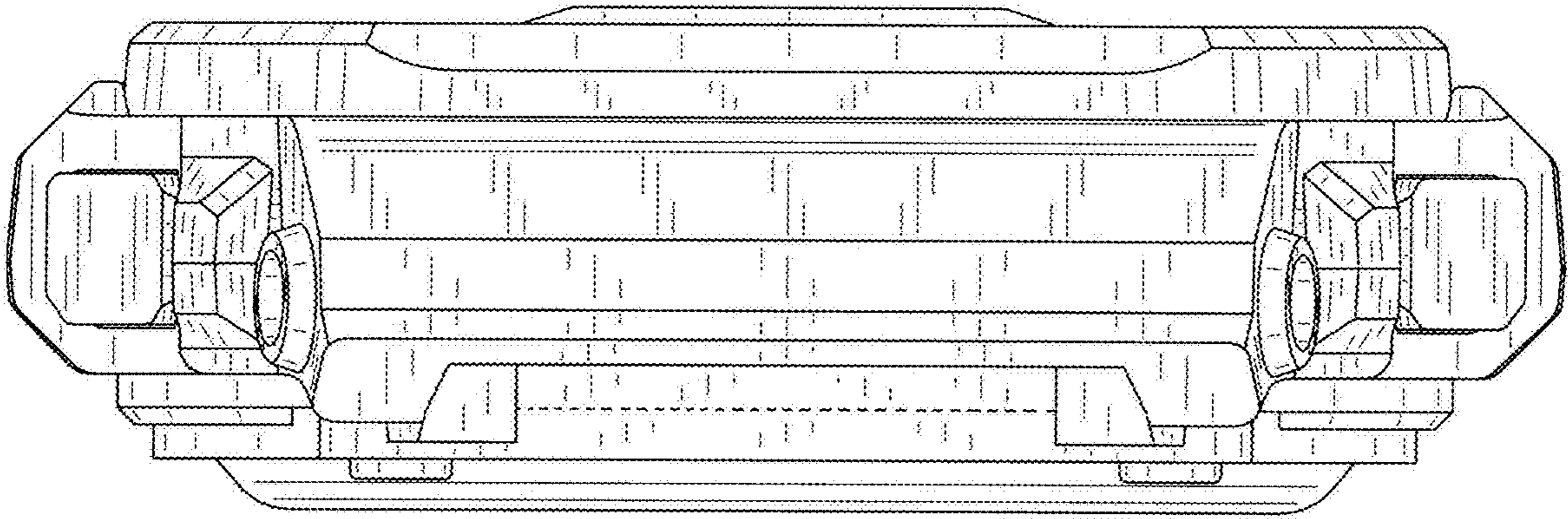


FIG. 6

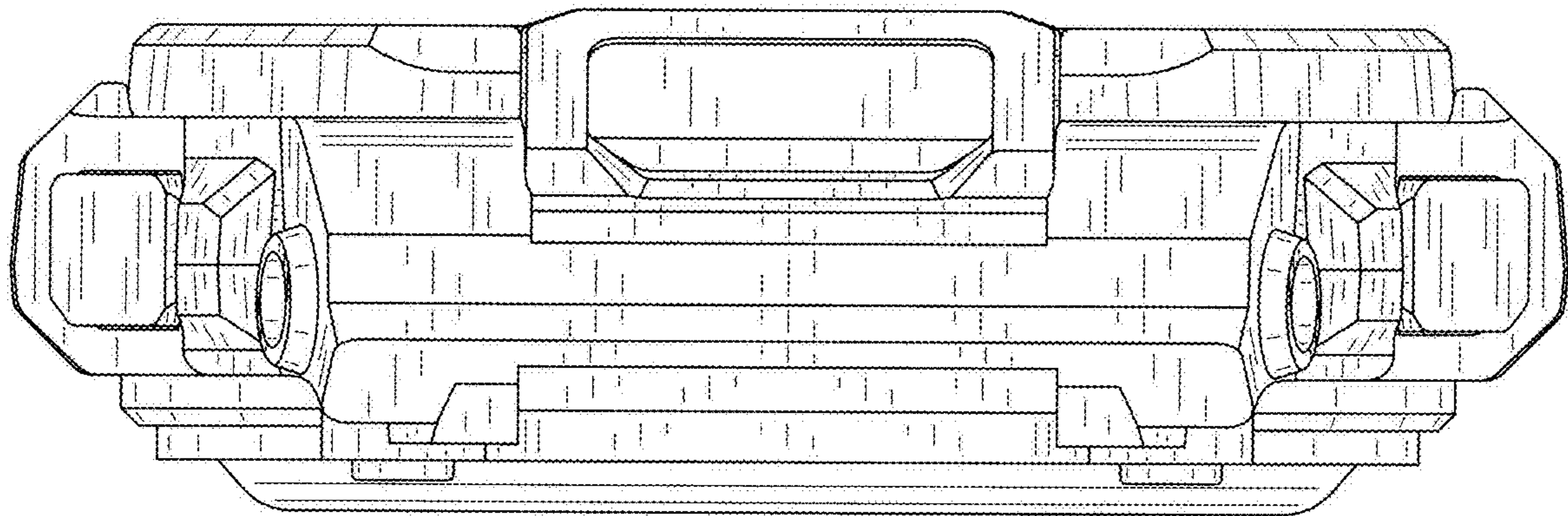


FIG. 7