

US00D927944S

(12) **United States Design Patent**
Yang

(10) **Patent No.:** **US D927,944 S**

(45) **Date of Patent:** **** Aug. 17, 2021**

(54) **SPOON**

(71) Applicant: **Xianrong Yang**, Jiangle (CN)

(72) Inventor: **Xianrong Yang**, Jiangle (CN)

(**) Term: **15 Years**

(21) Appl. No.: **29/769,955**

(22) Filed: **Feb. 9, 2021**

(51) **LOC (13) Cl.** **07-03**

(52) **U.S. Cl.**
USPC **D7/653**

(58) **Field of Classification Search**

USPC D4/138; D7/368, 401.2, 642–645,
D7/653–664, 669, 675–677, 681, 683,
D7/688–689, 691; D8/107, 300–301;
D22/117–118; D24/136, 147
CPC ... A01D 9/02; A01D 9/04; A01D 9/06; A01K
13/001; A47G 21/00; A47G 21/004;
A47G 21/005; A47G 21/02; A47G
21/023; A47G 21/04; A47G 21/06; A47G
21/08; A61B 17/244; A47J 43/28; A47J
43/281; A47J 43/282; A61F 13/10; A61J
7/0023; B25G 1/00; B25G 1/01; B25G
1/02; B25G 3/00; B65D 75/56; B65D
75/563; B65D 75/566; B67B 7/00; B67B
7/724; B67B 7/73

See application file for complete search history.

(56) **References Cited**

U.S. PATENT DOCUMENTS

2,803,059 A * 8/1957 Murdock A47G 21/04
30/324
D274,593 S * 7/1984 Filippini D7/653

D408,534 S * 4/1999 Jansheski D24/147
D501,374 S * 2/2005 Crowley D7/681
D536,452 S * 2/2007 Geiberger D24/147
D593,374 S 6/2009 Shane-Schuldt
D594,122 S * 6/2009 Mettler, Jr. D24/136
D601,863 S * 10/2009 Gallucci D7/653
D632,531 S * 2/2011 Kehoe D7/691
D635,673 S * 4/2011 Ripich D24/147
D722,843 S * 2/2015 Lullie D7/691
D774,847 S 12/2016 Isopahkala
D795,657 S 8/2017 Aschner
9,808,227 B2 * 11/2017 Mettler, Jr. A01K 13/001
D850,122 S * 6/2019 Kauffman D4/138
2002/0128673 A1 * 9/2002 Ripich A61B 17/244
606/161

* cited by examiner

Primary Examiner — Ricky Pham

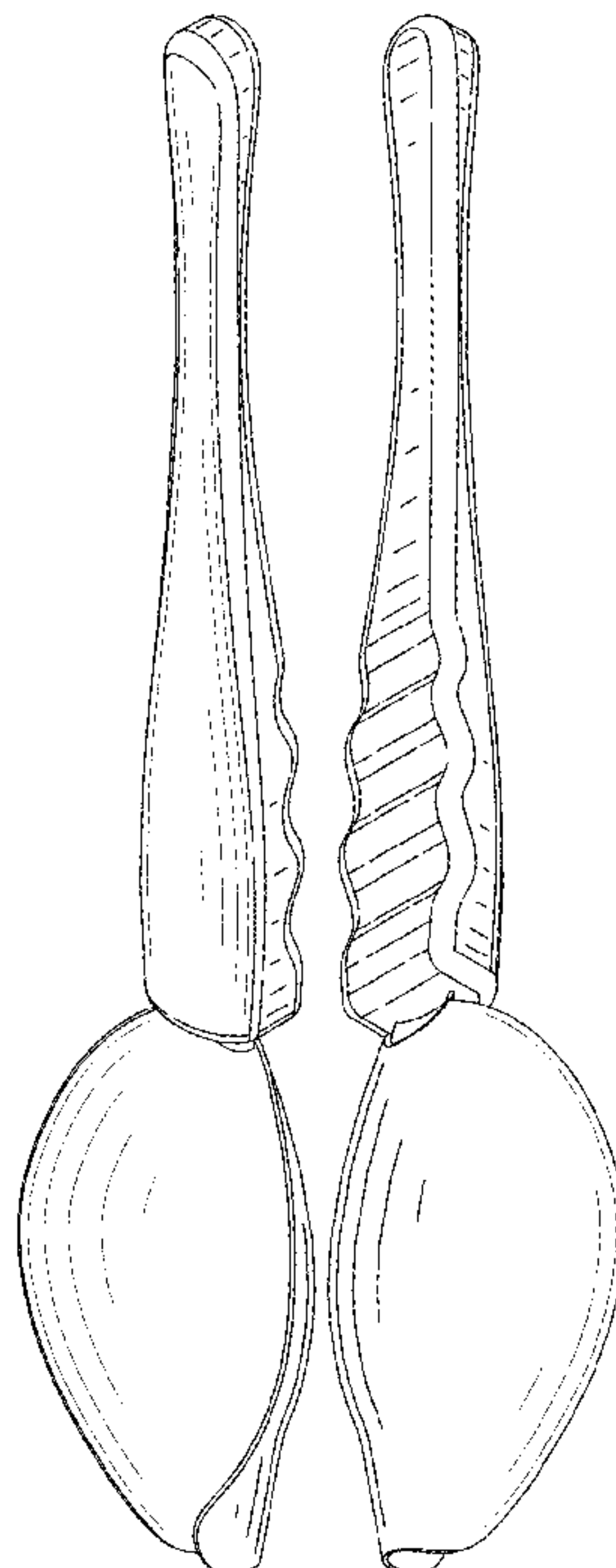
(57) **CLAIM**

The ornamental design for a spoon, as shown and described.

DESCRIPTION

FIG. 1 is a first perspective view of a spoon showing my new design;
FIG. 2 is a second perspective view thereof;
FIG. 3 is a front view thereof;
FIG. 4 is a back view thereof;
FIG. 5 is a left side view thereof;
FIG. 6 is a right side view thereof;
FIG. 7 is a top view thereof; and,
FIG. 8 is a bottom view thereof.

1 Claim, 8 Drawing Sheets



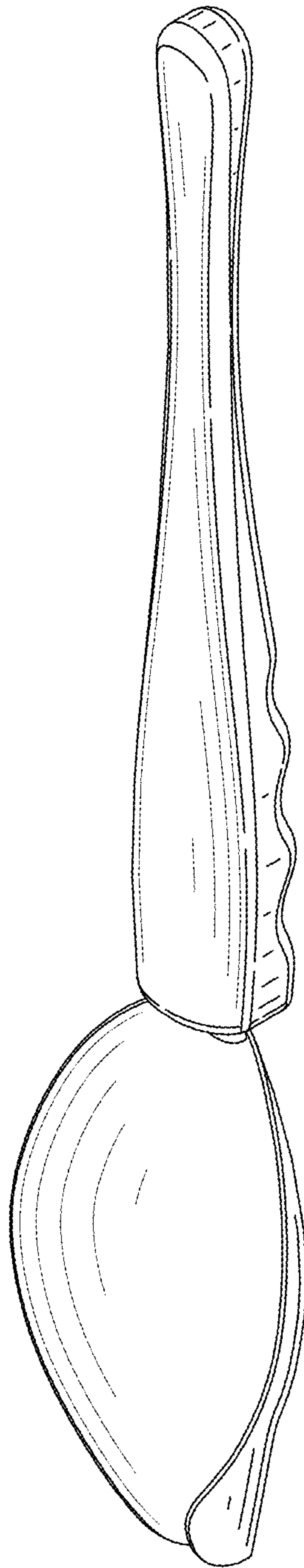


FIG. 1

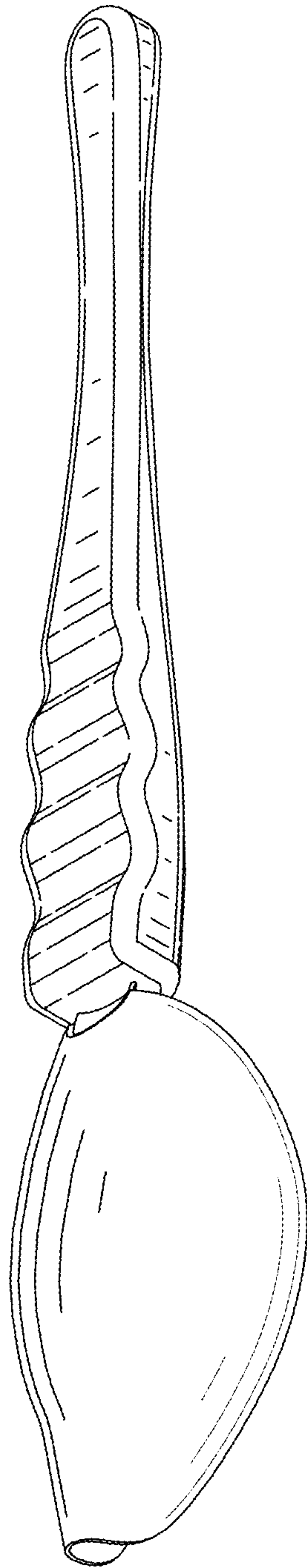


FIG. 2

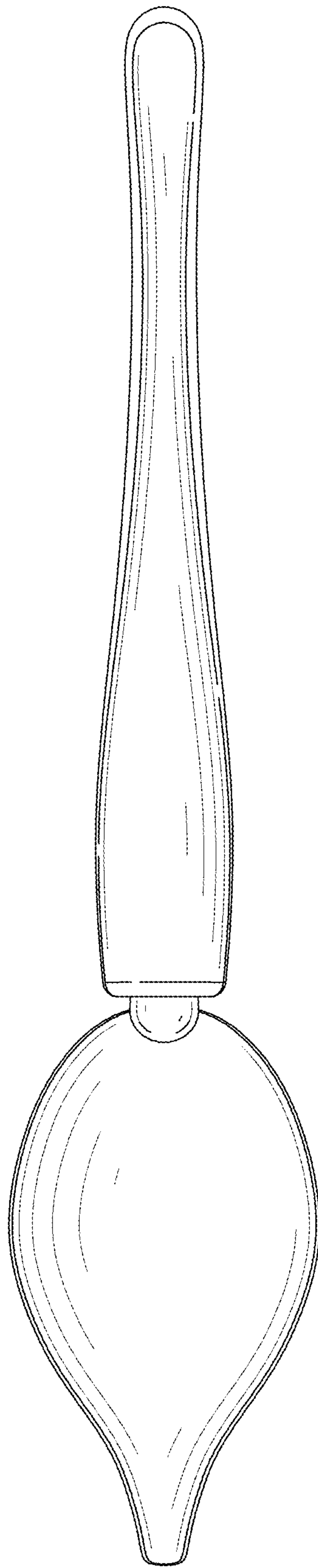


FIG. 3

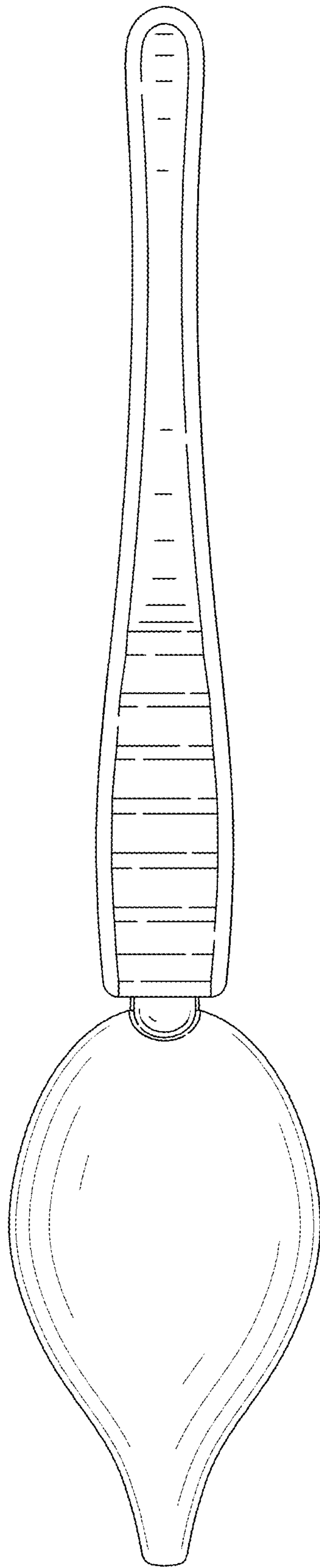


FIG. 4

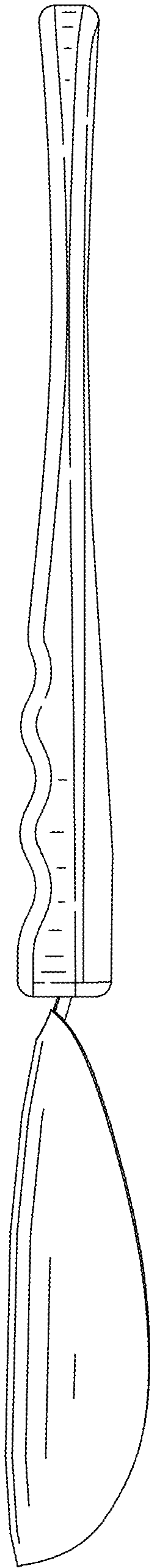


FIG. 5

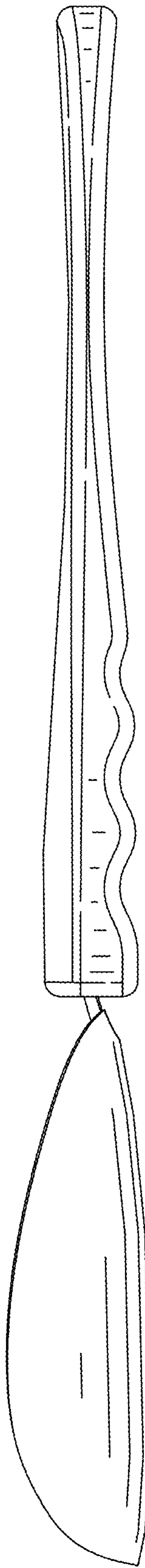


FIG. 6

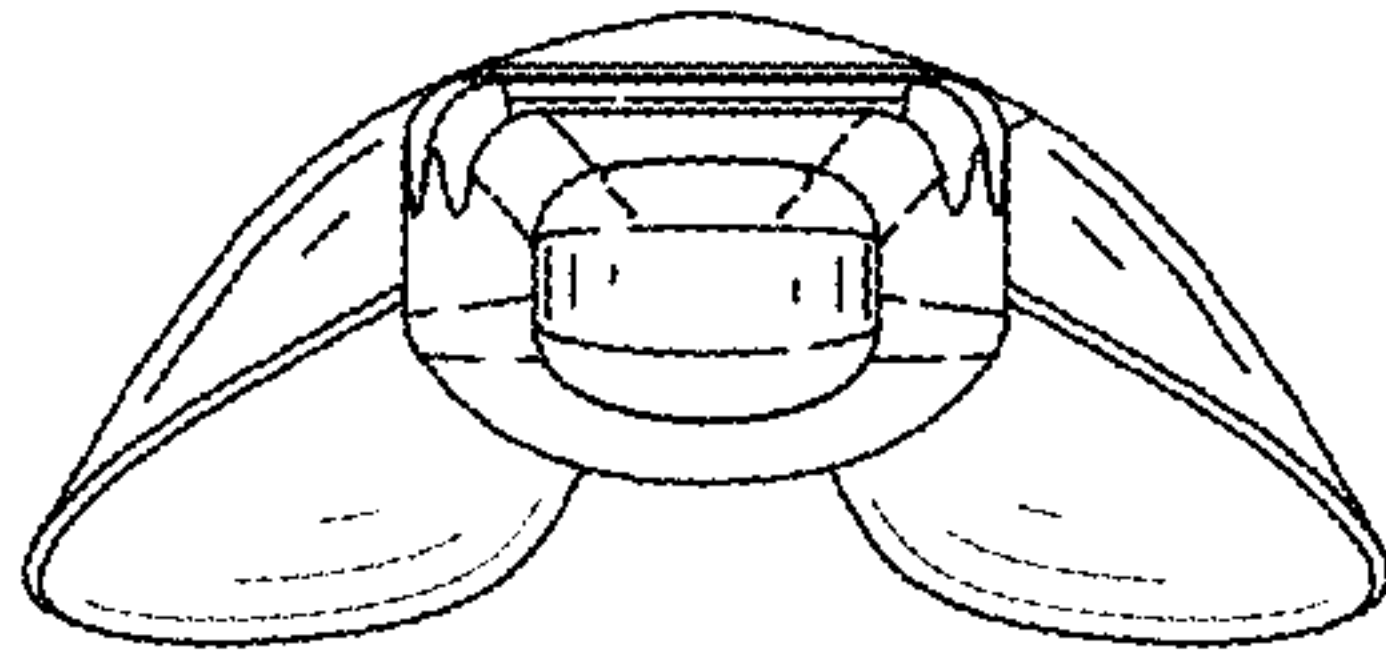


FIG. 7

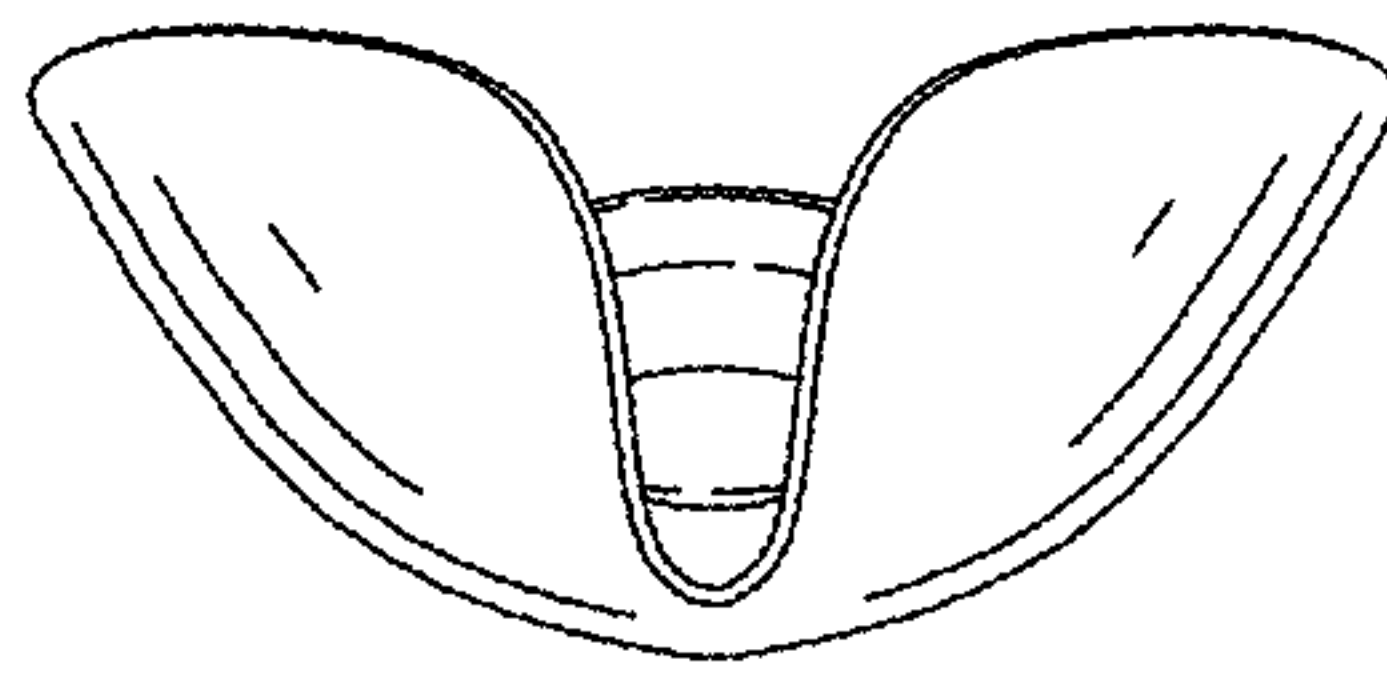


FIG. 8