



US00D927943S

(12) **United States Design Patent**  
**LeBaron**

(10) **Patent No.:** **US D927,943 S**

(45) **Date of Patent:** **\*\* Aug. 17, 2021**

(54) **SANDWICH COOKIE FORK**

(71) Applicant: **Christopher J. LeBaron**, South Jordan,  
UT (US)

(72) Inventor: **Christopher J. LeBaron**, South Jordan,  
UT (US)

(\*\*) Term: **15 Years**

(21) Appl. No.: **29/729,711**

(22) Filed: **Mar. 30, 2020**

(51) **LOC (13) Cl.** ..... **07-03**

(52) **U.S. Cl.**

USPC ..... **D7/653**; D7/401.2

(58) **Field of Classification Search**

USPC ..... D7/368, 401.2, 642-645, 653-664, 669,  
D7/675-677, 683, 684, 688-689, 691;  
D8/107, 300-301; D22/117-118;  
D24/215

CPC ... A01D 9/02; A01D 9/04; A01D 9/06; A47G  
21/00; A47G 21/004; A47G 21/005;  
A47G 21/02; A47G 21/023; A47G 21/04;  
A47G 21/06; A47G 21/08; A47J 43/28;  
A47J 43/281; A47J 43/282; A61F 13/10;  
A61J 7/0023; B25G 1/00; B25G 1/01;  
B25G 1/02; B25G 3/00; B65D 75/56;  
B65D 75/563; B65D 75/566; B67B 7/00;  
B67B 7/724; B67B 7/73

See application file for complete search history.

(56) **References Cited**

**U.S. PATENT DOCUMENTS**

273,154 A \* 2/1883 Ray ..... A47G 21/02  
30/322  
D275,639 S \* 9/1984 Kramer ..... D7/683

D663,171 S \* 7/2012 Borovicka ..... D7/683  
D728,815 S \* 5/2015 Haynes ..... D24/215  
D764,881 S \* 8/2016 Hall ..... D7/683  
D876,180 S \* 2/2020 Martinez ..... D7/683  
D876,182 S \* 2/2020 Martinez ..... D7/684  
D906,064 S \* 12/2020 Steenwyk ..... D7/653

**OTHER PUBLICATIONS**

Instagram Post by “Bennyvides” dated Aug. 10, 2015; <https://www.instagram.com/p/6OoqztTT8O/?gshid=18tadsinej3w>.

\* cited by examiner

*Primary Examiner* — Ricky Pham

(74) *Attorney, Agent, or Firm* — TraskBritt

(57) **CLAIM**

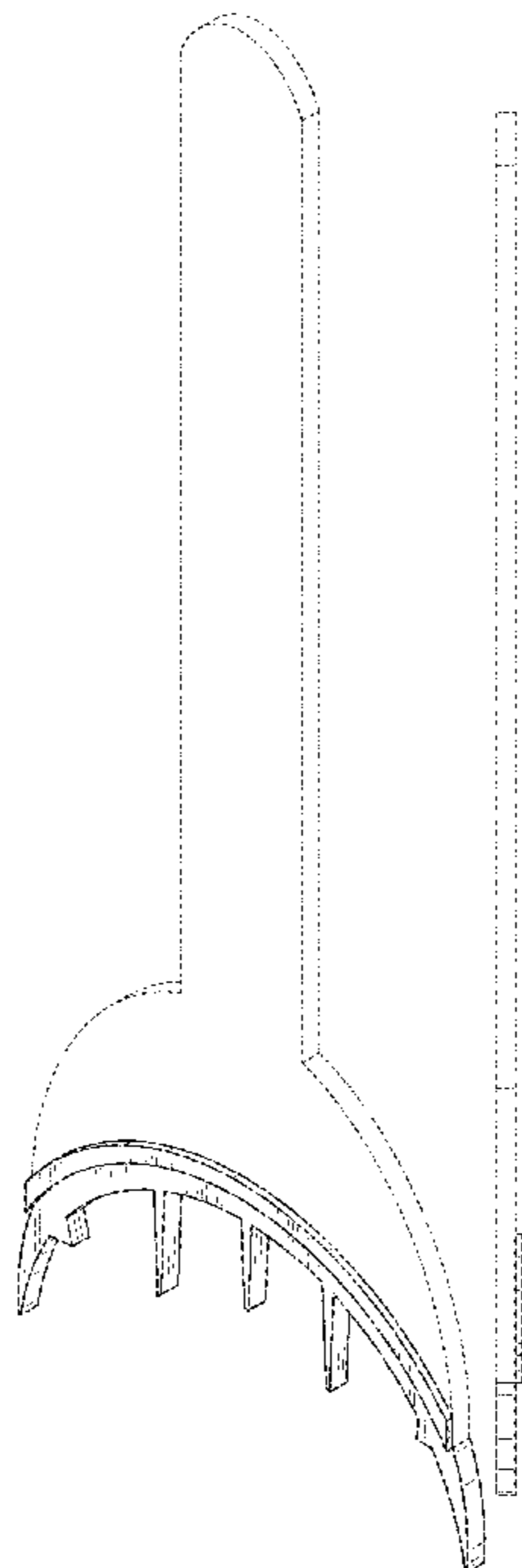
The ornamental design for a sandwich cookie fork, as shown and described.

**DESCRIPTION**

FIG. 1 is a perspective view of the sandwich cookie fork;  
FIG. 2 is a top view thereof;  
FIG. 3 is a bottom view thereof;  
FIG. 4 is a first side view thereof;  
FIG. 5 is a second side view thereof;  
FIG. 6 is a rear view thereof; and,  
FIG. 7 is a front view thereof.

Those portions of the Figures shown in broken lines are included for environmental purposes only and form no part of the claimed design.

**1 Claim, 5 Drawing Sheets**



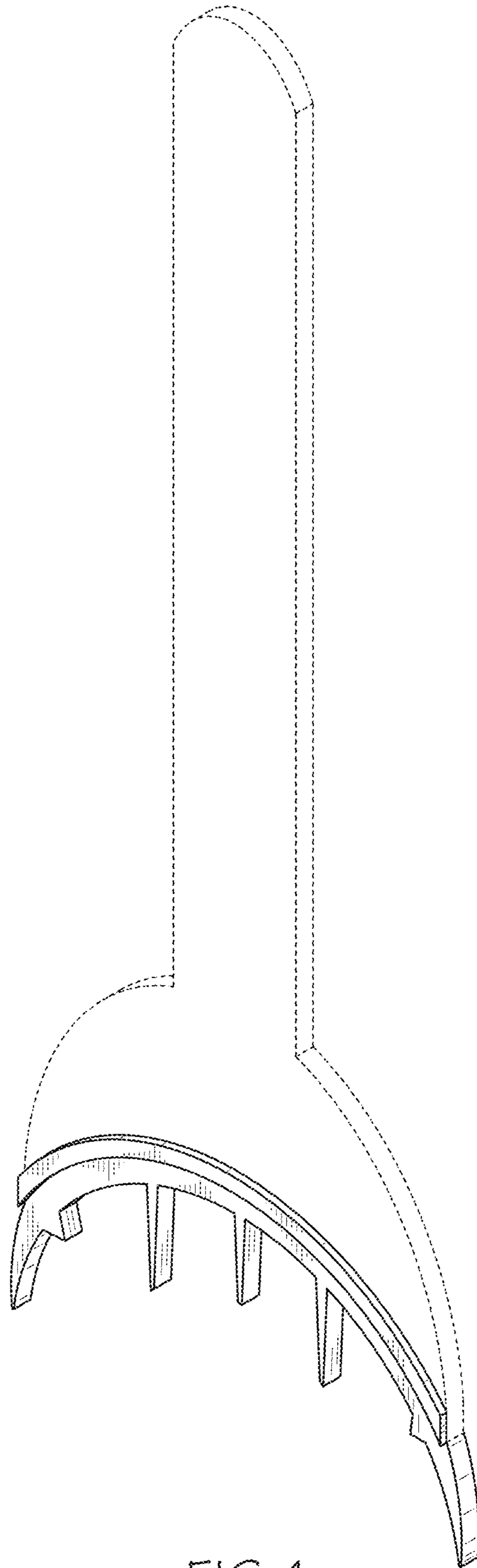


FIG. 1




FIG. 2




FIG. 3




FIG. 4

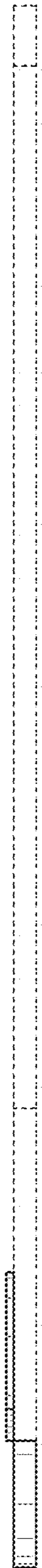


FIG. 5




FIG. 6



FIG. 7