



US00D927941S

(12) **United States Design Patent**
Carroll

(10) **Patent No.:** **US D927,941 S**

(45) **Date of Patent:** **** Aug. 17, 2021**

- (54) **MAGNETIC COASTER**
- (71) Applicant: **Jodi A Carroll**, Winfield, IL (US)
- (72) Inventor: **Jodi A Carroll**, Winfield, IL (US)
- (73) Assignee: **STAY-PUT SYSTEMS, LLC**, Winfield, IL (US)
- (**) Term: **15 Years**
- (21) Appl. No.: **29/698,668**
- (22) Filed: **Jul. 18, 2019**
- (51) **LOC (13) Cl.** **07-06**
- (52) **U.S. Cl.**
USPC **D7/624.1**
- (58) **Field of Classification Search**
USPC D7/619.1, 624.1, 387, 388, 601
CPC .. A47G 23/03; A47G 23/032; A47G 23/0303;
A47G 23/0306; A47G 23/0313; A47G
23/0316; A47B 91/12
See application file for complete search history.

- D343,206 S * 1/1994 Adell D21/371
- D343,207 S * 1/1994 Adell D21/371
- D350,162 S * 8/1994 Adell D21/371
- D371,276 S * 7/1996 Laib D7/388
- D513,940 S * 1/2006 Koiflat D7/624.1
- 10,010,203 B1 * 7/2018 Vaughn A47G 23/03

* cited by examiner

Primary Examiner — Terry A Wallace

(74) *Attorney, Agent, or Firm* — Erickson Law Group, PC

(57) **CLAIM**

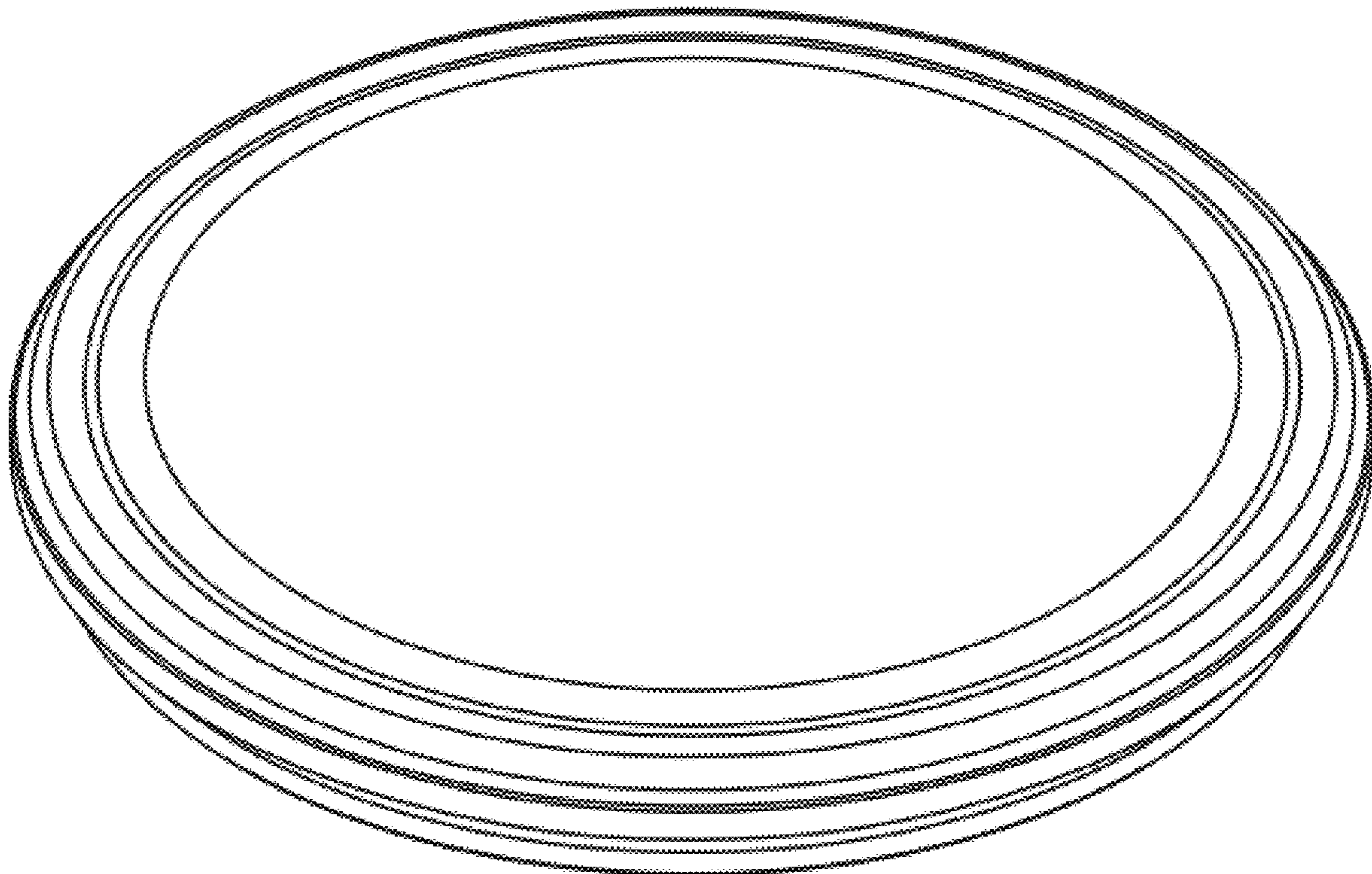
The ornamental design for a magnetic coaster, as shown and described.

DESCRIPTION

FIG. 1 is a top perspective view of a magnetic coaster of the invention.
 FIG. 2 is an elevation view of the magnetic coaster of FIG. 1, the left side and right side views being identical.
 FIG. 3 is a plan view of the magnetic coaster of FIG. 1.
 FIG. 4 is a bottom view of the magnetic coaster of FIG. 1; and,
 FIG. 5 is a sectional view taken generally along line 5-5 of FIG. 3; the internal cross-hatched surface is not part of the claim, the section shown only to explain the contours of the bottom side of the magnetic coaster of FIG. 1, including a central circular recessed surfaceUS.

1 Claim, 1 Drawing Sheet

- (56) **References Cited**
U.S. PATENT DOCUMENTS
D190,436 S * 5/1961 Marsh D27/126
4,858,873 A * 8/1989 Wilmoth A47G 23/03
248/346.11



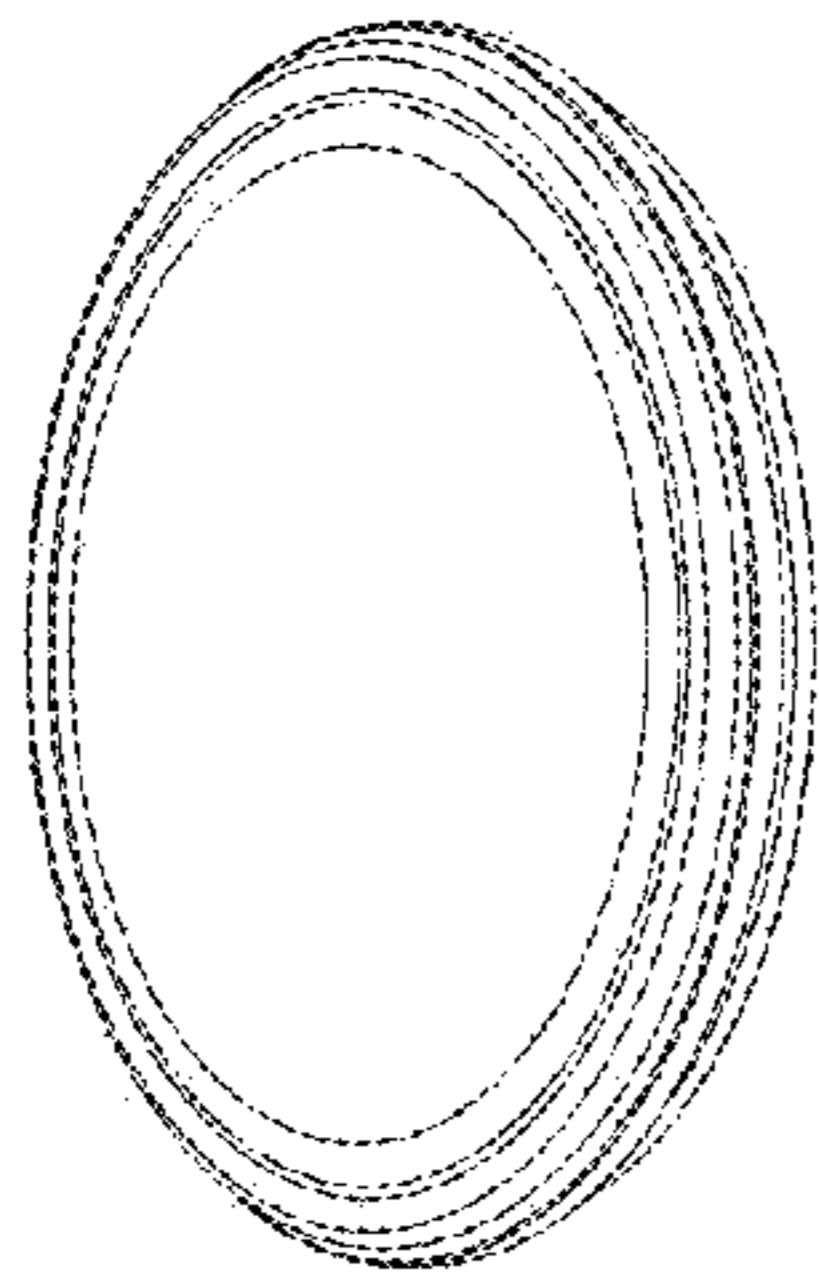


FIG. 1




FIG. 5

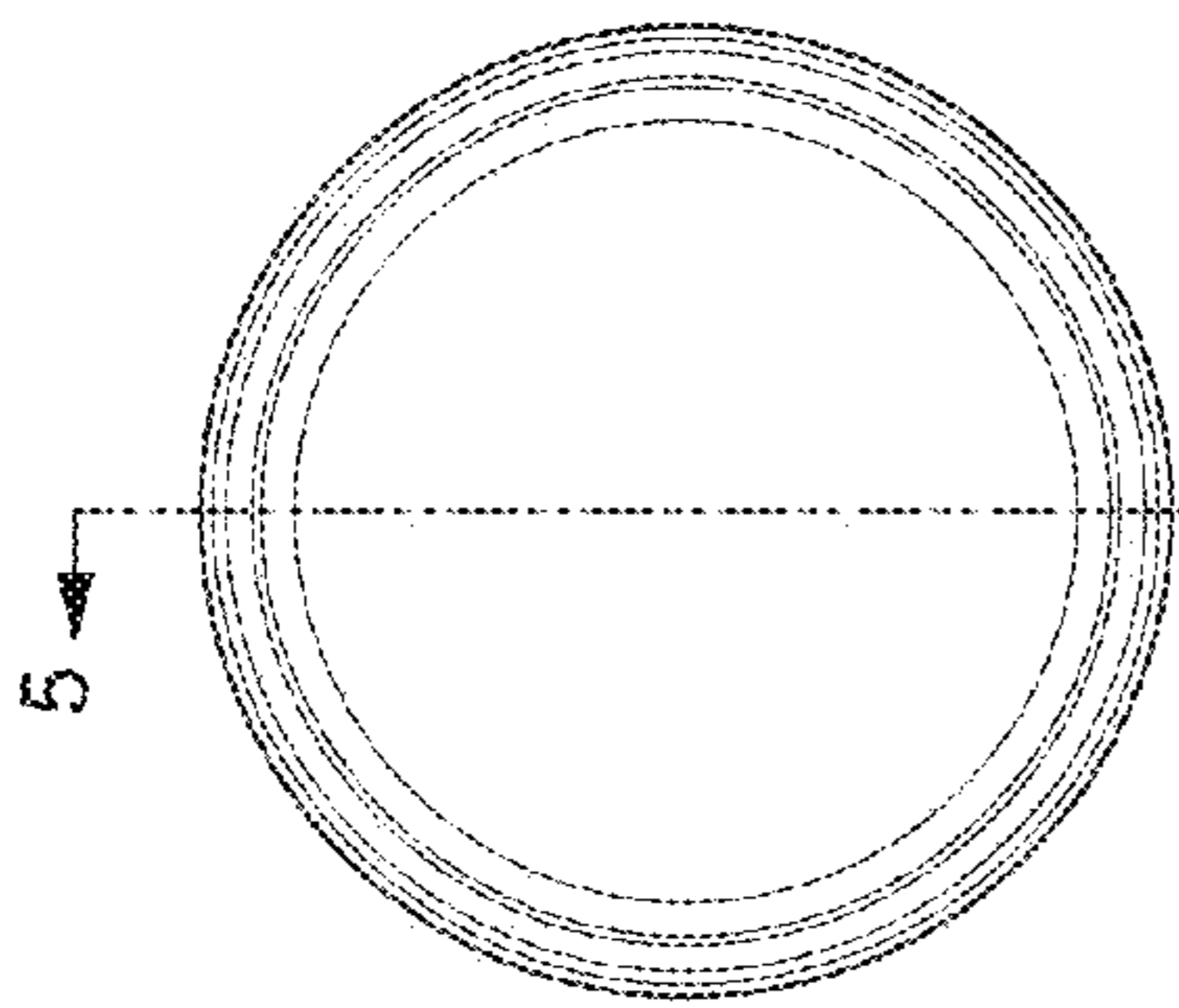


FIG. 3



FIG. 2

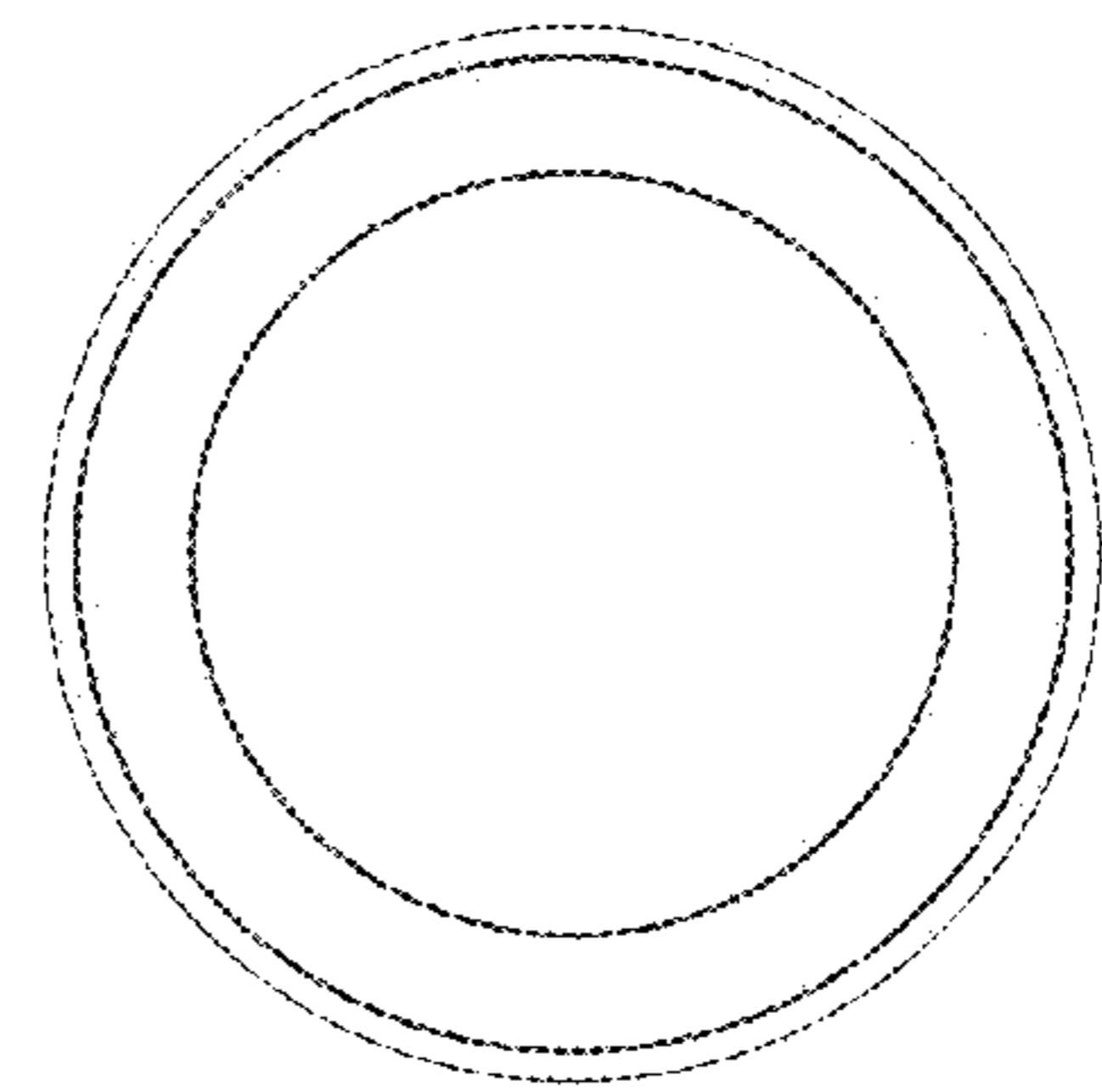


FIG. 4