



US00D927903S

(12) **United States Design Patent** (10) **Patent No.:** **US D927,903 S**  
**Park** (45) **Date of Patent:** **\*\* Aug. 17, 2021**

(54) **ROTATING DISPLAY STAND**  
(71) Applicant: **BKNEST**, Gwangju-si (KR)  
(72) Inventor: **Tae Shin Park**, Gyeonggi-do (KR)  
(73) Assignee: **BKNEST**, Gwangju-si (KR)  
(\*\*) Term: **15 Years**  
(21) Appl. No.: **29/730,406**  
(22) Filed: **Apr. 3, 2020**  
(51) **LOC (13) Cl.** ..... **06-06**  
(52) **U.S. Cl.**  
USPC ..... **D6/677.1**  
(58) **Field of Classification Search**  
USPC ..... D6/672-673, 677, 677.1, 702, 705;  
D7/601-602  
CPC ..... A47J 47/16; A47F 5/0018; A47F 5/0043;  
A47F 5/04; A47F 1/00; A47F 1/04; A47F  
3/10; A47F 5/02  
See application file for complete search history.

4,736,856 A \* 4/1988 Alneng ..... A47F 5/05  
211/131.1  
D328,674 S \* 8/1992 Dokoupil ..... D6/407  
D329,548 S \* 9/1992 Wells ..... D6/407  
5,458,243 A \* 10/1995 McBride ..... A47B 57/30  
206/503  
D447,362 S \* 9/2001 Conway ..... D6/677.1  
D453,883 S \* 2/2002 Conde ..... D6/677.1  
D480,581 S \* 10/2003 Searer ..... D6/677.1  
D601,365 S \* 10/2009 LaValley ..... D6/677.1  
D616,671 S \* 6/2010 Biraghi ..... D6/680.2  
D617,579 S \* 6/2010 Biraghi ..... D6/680  
D656,758 S \* 4/2012 Snider ..... D6/677.2  
D774,597 S \* 12/2016 Lowery ..... D21/336  
D793,129 S \* 8/2017 Bertault ..... D6/677.1  
D793,130 S \* 8/2017 Ellison ..... D6/677.1  
D830,746 S \* 10/2018 Johnson ..... D6/677.1  
D854,323 S \* 7/2019 Calhoun ..... D3/304  
D883,720 S \* 5/2020 Johnson ..... D6/677.1

\* cited by examiner

*Primary Examiner* — Kelley A Donnelly  
(74) *Attorney, Agent, or Firm* — Lewis Roca Rothgerber  
Christie LLP

(57) **CLAIM**

The ornamental design for a rotating display stand, as shown  
and described.

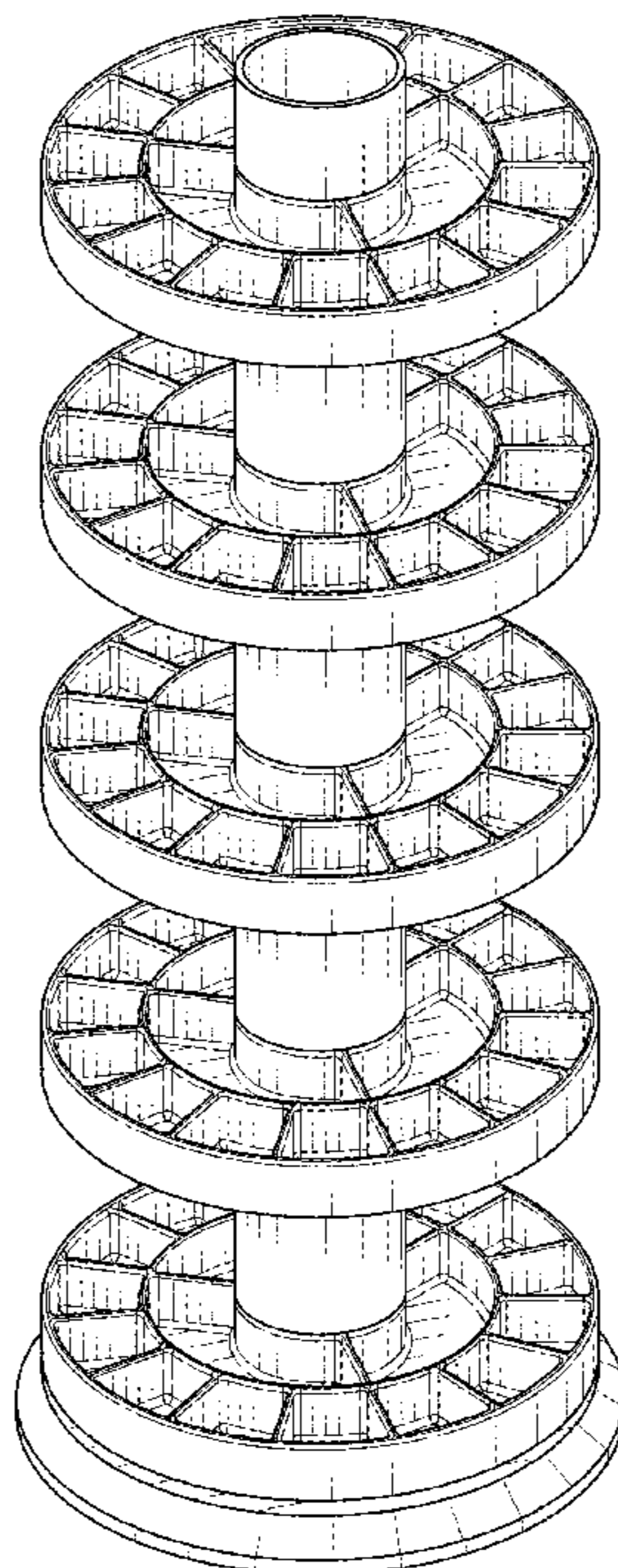
**DESCRIPTION**

FIG. 1 is a perspective view of the rotating display stand;  
FIG. 2 is a front view thereof, the rear view being a mirror  
image thereof;  
FIG. 3 is a left-side view thereof, the right-side view being  
a mirror image thereof;  
FIG. 4 is a top view thereof; and,  
FIG. 5 is a bottom view thereof.

(56) **References Cited**  
U.S. PATENT DOCUMENTS

1,570,651 A \* 1/1926 Topping ..... A47F 5/04  
108/94  
D186,060 S \* 9/1959 Udesky et al. .... D6/677.1  
D199,942 S \* 12/1964 Tintary ..... D6/680  
D237,915 S \* 12/1975 Molenaar ..... D6/678.4  
D240,384 S \* 7/1976 Rumble ..... D6/677.1  
D250,519 S \* 12/1978 Hashimoto ..... D11/118  
D285,029 S \* 8/1986 Cooper ..... D6/680  
4,688,684 A \* 8/1987 Young ..... A47F 7/281  
108/106

**1 Claim, 3 Drawing Sheets**



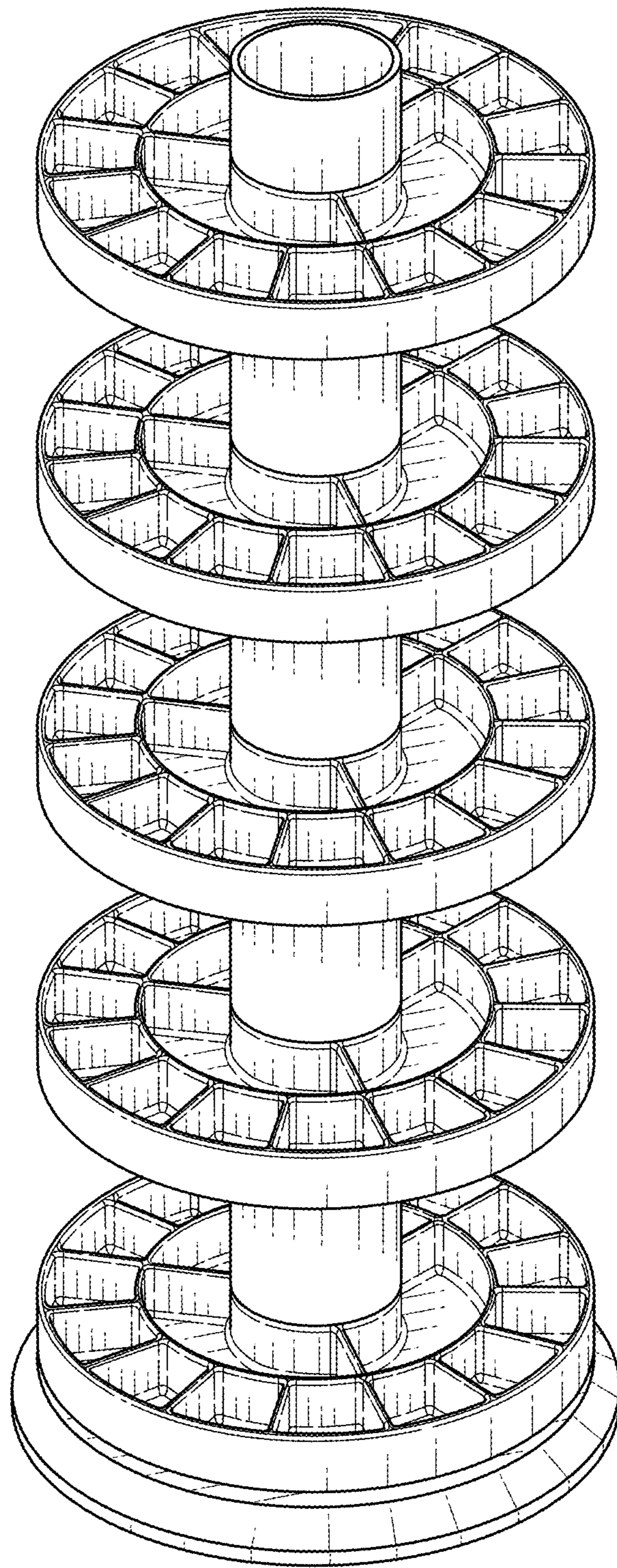


FIG. 1



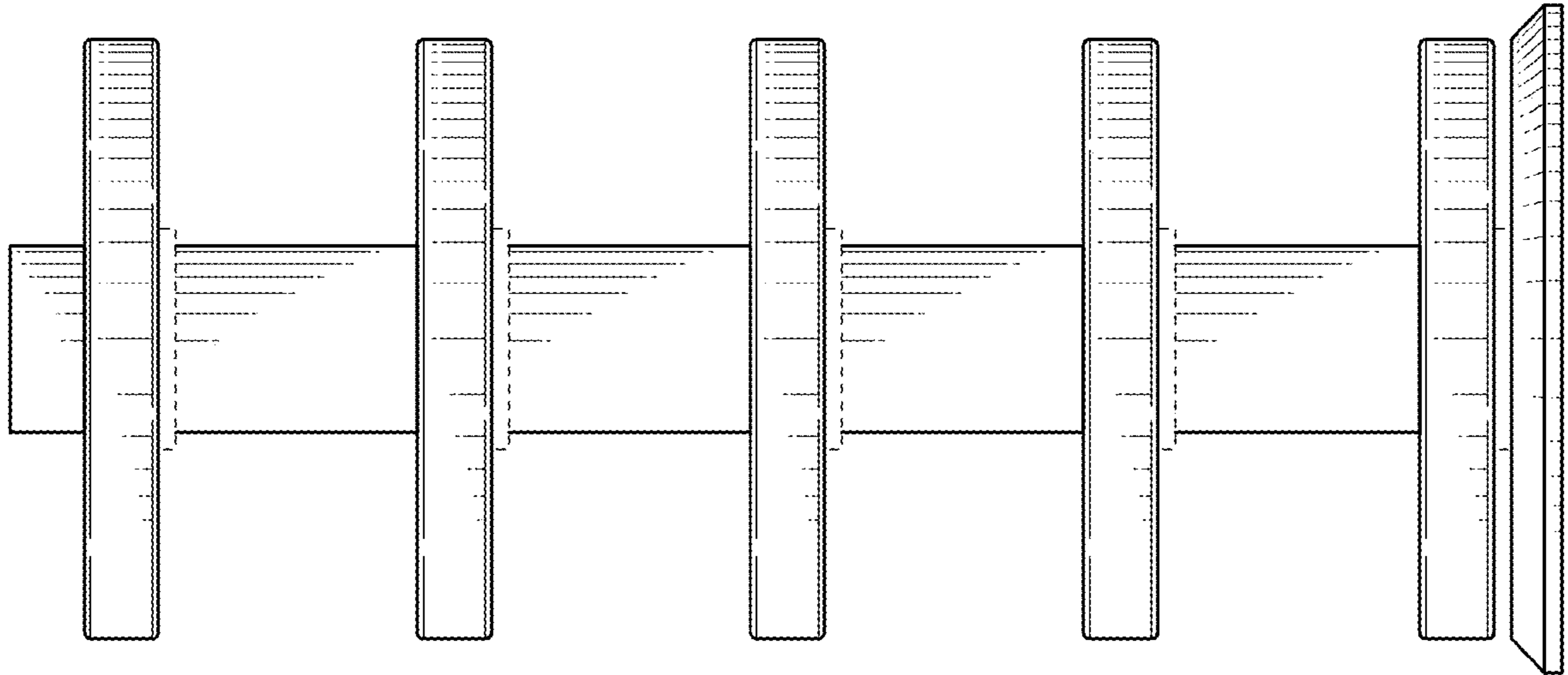


FIG. 3

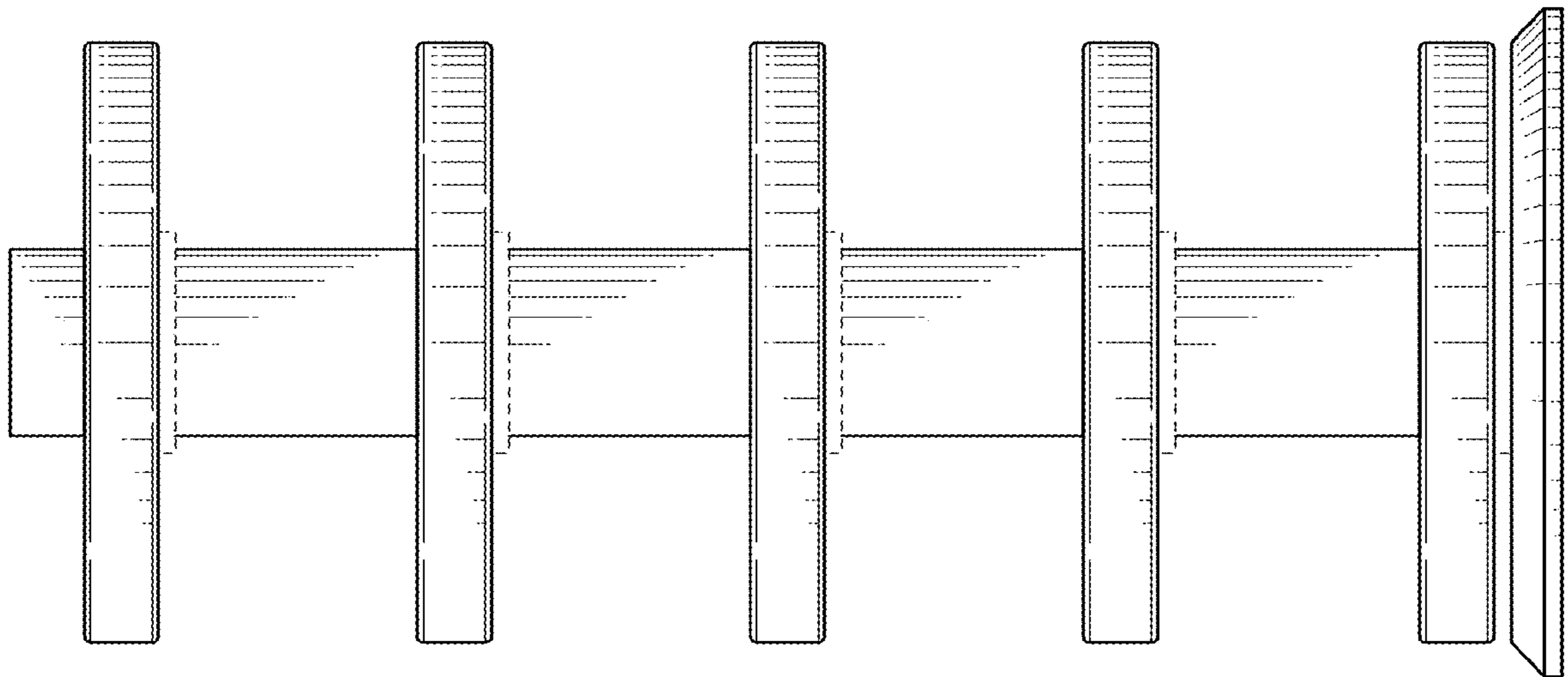


FIG. 2

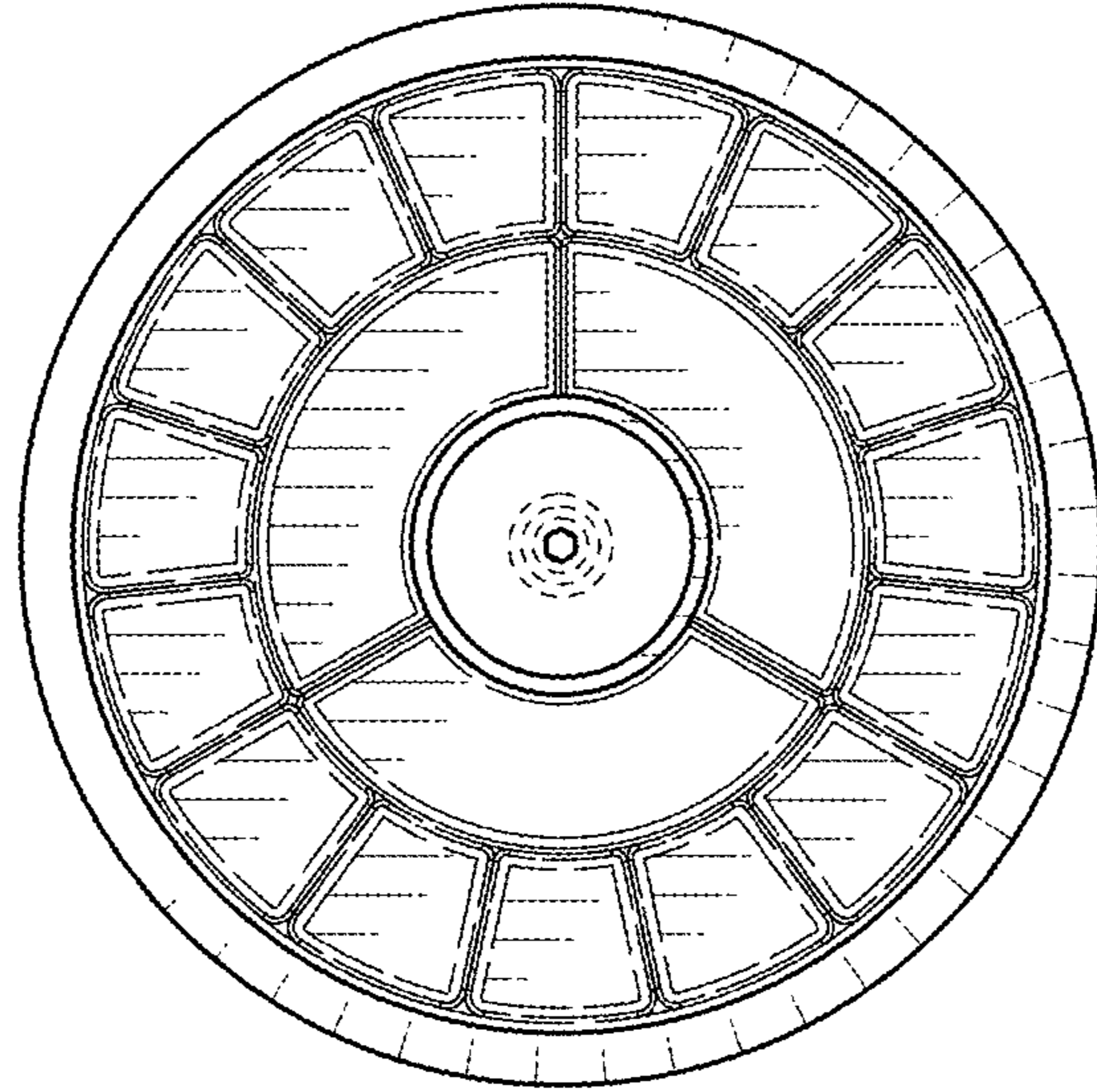


FIG. 4

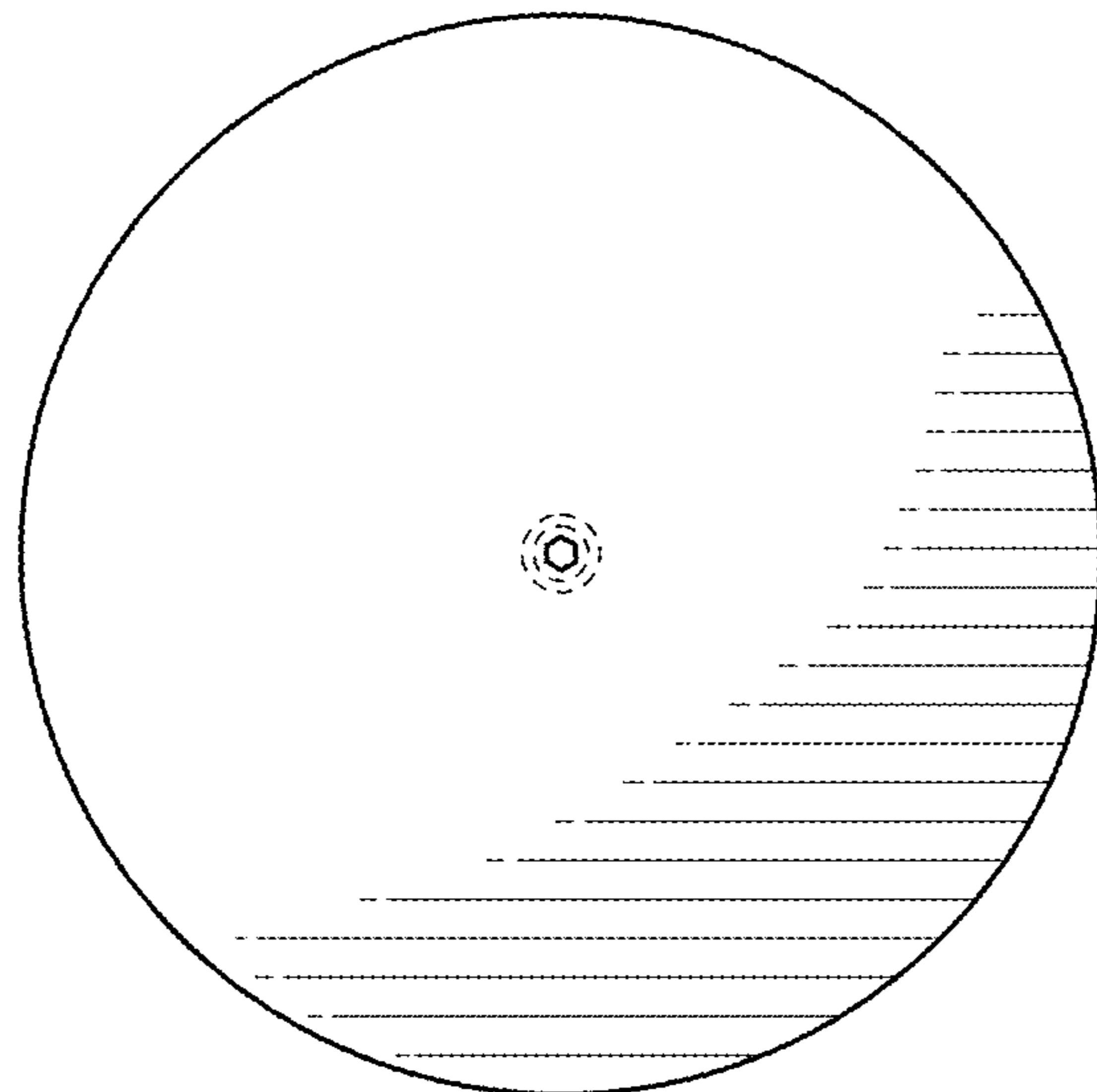


FIG. 5