



US00D927874S

(12) **United States Design Patent** (10) **Patent No.:** **US D927,874 S**
Akkad (45) **Date of Patent:** **** Aug. 17, 2021**

(54) **BUTTERFLY CHAIR**
(71) Applicant: **Idea Nuova, Inc.**, New York, NY (US)
(72) Inventor: **Benjamin S. Akkad**, New York, NY (US)
(73) Assignee: **IDEA NUOVA, INC.**, New York, NY (US)
(**) Term: **15 Years**
(21) Appl. No.: **29/724,381**
(22) Filed: **Feb. 14, 2020**
(51) **LOC (13) Cl.** **06-01**
(52) **U.S. Cl.**
USPC **D6/368**

(58) **Field of Classification Search**
USPC D6/333, 334, 341, 348, 349, 350, 352, D6/353, 360, 364, 369, 370, 371, 373, D6/374, 375, 376, 377, 379, 380, 390, D6/677, 692, 700, 708, 708.16, 716, 363, D6/368; D16/237; D21/412, 419, 521
CPC A47C 1/124; A47C 3/34; A47C 4/028; A47C 4/02; A47C 5/12; A47C 5/125; A47C 7/506; A47C 9/007; A47C 13/005; A47C 13/023; A47C 31/113; A47C 4/286; B60R 2/0284; B60R 2/062; B60R 22/001; B60R 22/24; B60R 22/28; B60R 22/58; B60R 22/64; B60R 22/68; B60R 22/80; B60R 22/99; B60R 22/245; B60R 22/643; B60R 22/646; B60R 22/665; B60R 22/686; B60R 22/688; B60R 22/803; B60R 22/986; B60R 22/914; B60R 22/995
See application file for complete search history.

(56) **References Cited**
U.S. PATENT DOCUMENTS
2,691,410 A * 10/1954 Boucher A47C 4/286 297/45
4,494,796 A * 1/1985 Liebhold A47C 4/03 211/182

D393,753 S * 4/1998 Mourgue D6/334
D397,264 S * 8/1998 Joseph D6/375
D423,800 S * 5/2000 Lewis D6/334
D457,005 S * 5/2002 Mourgue D6/334
D499,258 S * 12/2004 Tseng D6/368
D529,304 S * 10/2006 Le Gal D6/368
D600,458 S * 9/2009 Starck D6/334
D612,161 S * 3/2010 Paulin D6/334
D672,570 S * 12/2012 Rappaport D6/363
D752,890 S * 4/2016 Akkad D6/368
D756,141 S * 5/2016 Akkad D6/368
D770,191 S * 11/2016 Bouhaniche D6/334
D781,607 S * 3/2017 Bittle D6/368
D785,961 S * 5/2017 Taillard D6/374
D866,213 S * 11/2019 Natuzzi D6/375
D884,379 S * 5/2020 Killinger D6/374

(Continued)

Primary Examiner — Kevin K Rudzinski
Assistant Examiner — Paul D Bohannon
(74) *Attorney, Agent, or Firm* — Panitch Schwarze Belisario & Nadel LLP

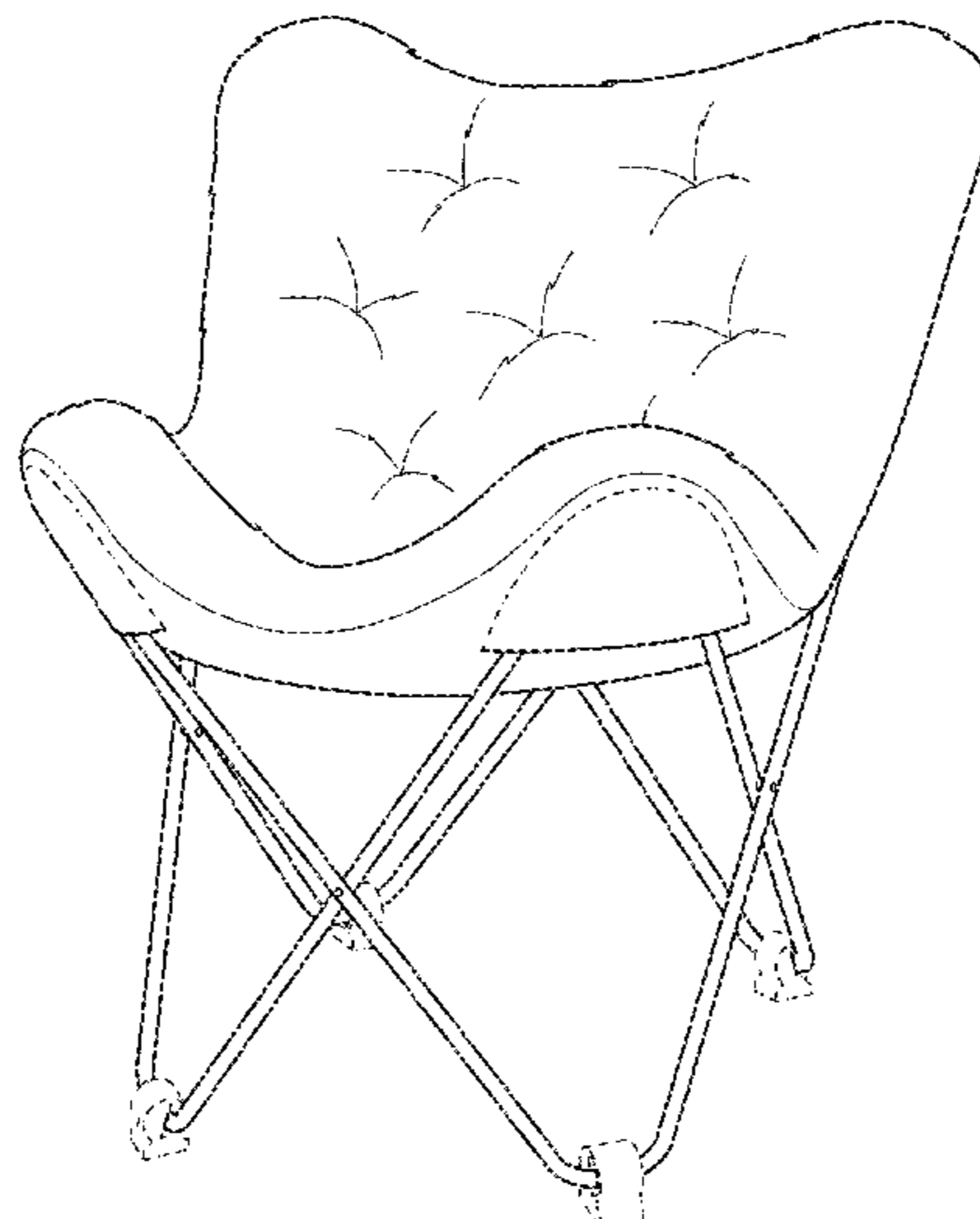
(57) **CLAIM**

The ornamental design for a butterfly chair, as shown and described.

DESCRIPTION

FIG. 1 is a front and left side perspective view of a butterfly chair in accordance with my new design;
FIG. 2 is a front elevational view thereof;
FIG. 3 is a rear elevational view thereof;
FIG. 4 is a right side elevational view thereof;
FIG. 5 is a left side elevational view thereof; and,
FIG. 6 is a top plan view thereof.
The broken lines in the figures are for the purpose of showing environmental structure and form no part of the claimed design.

1 Claim, 6 Drawing Sheets



(56)

References Cited

U.S. PATENT DOCUMENTS

D885,073 S * 5/2020 Wang D6/374
2019/0298066 A1 * 10/2019 Zhu A47C 4/30

* cited by examiner

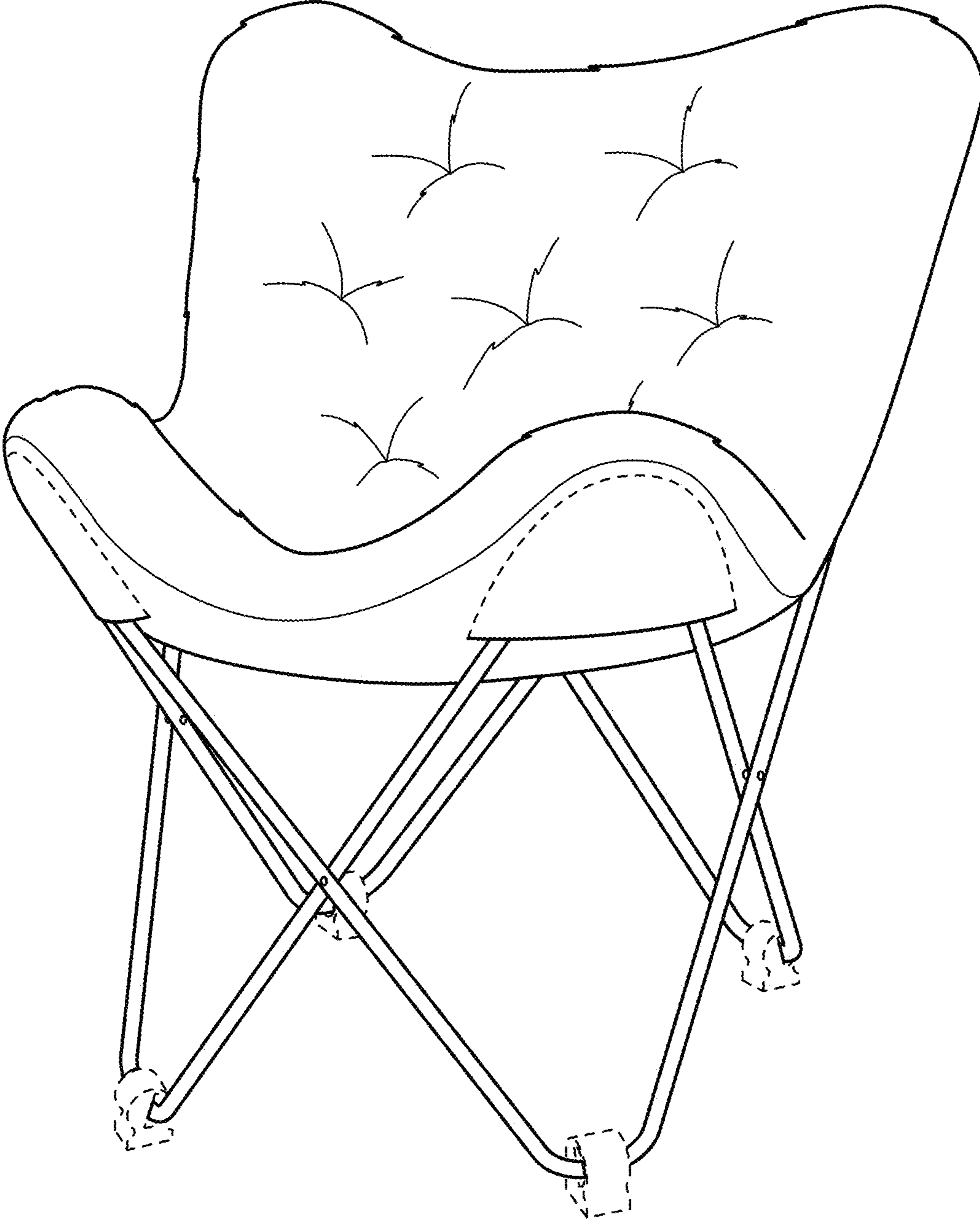


FIG. 1

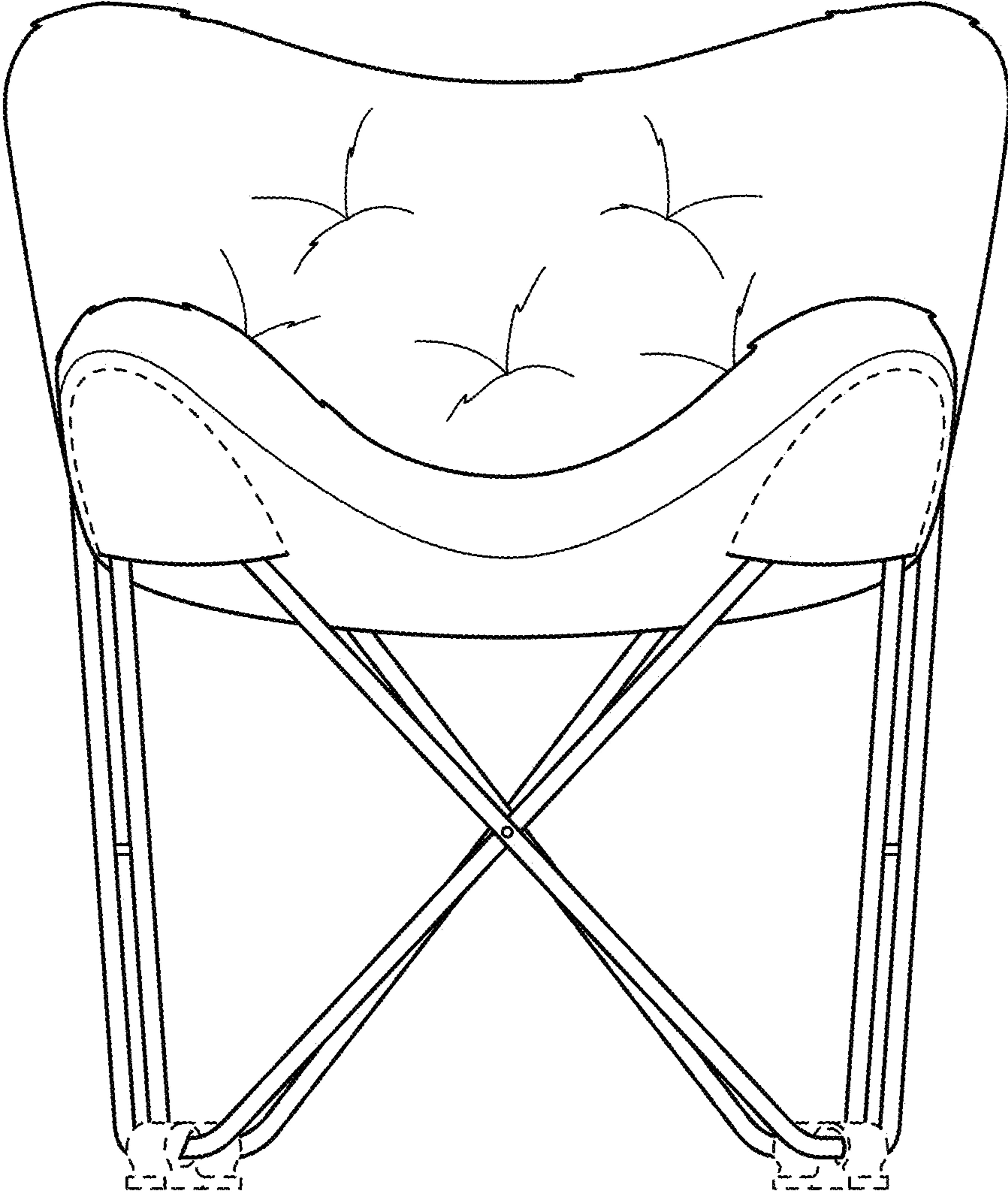


FIG. 2

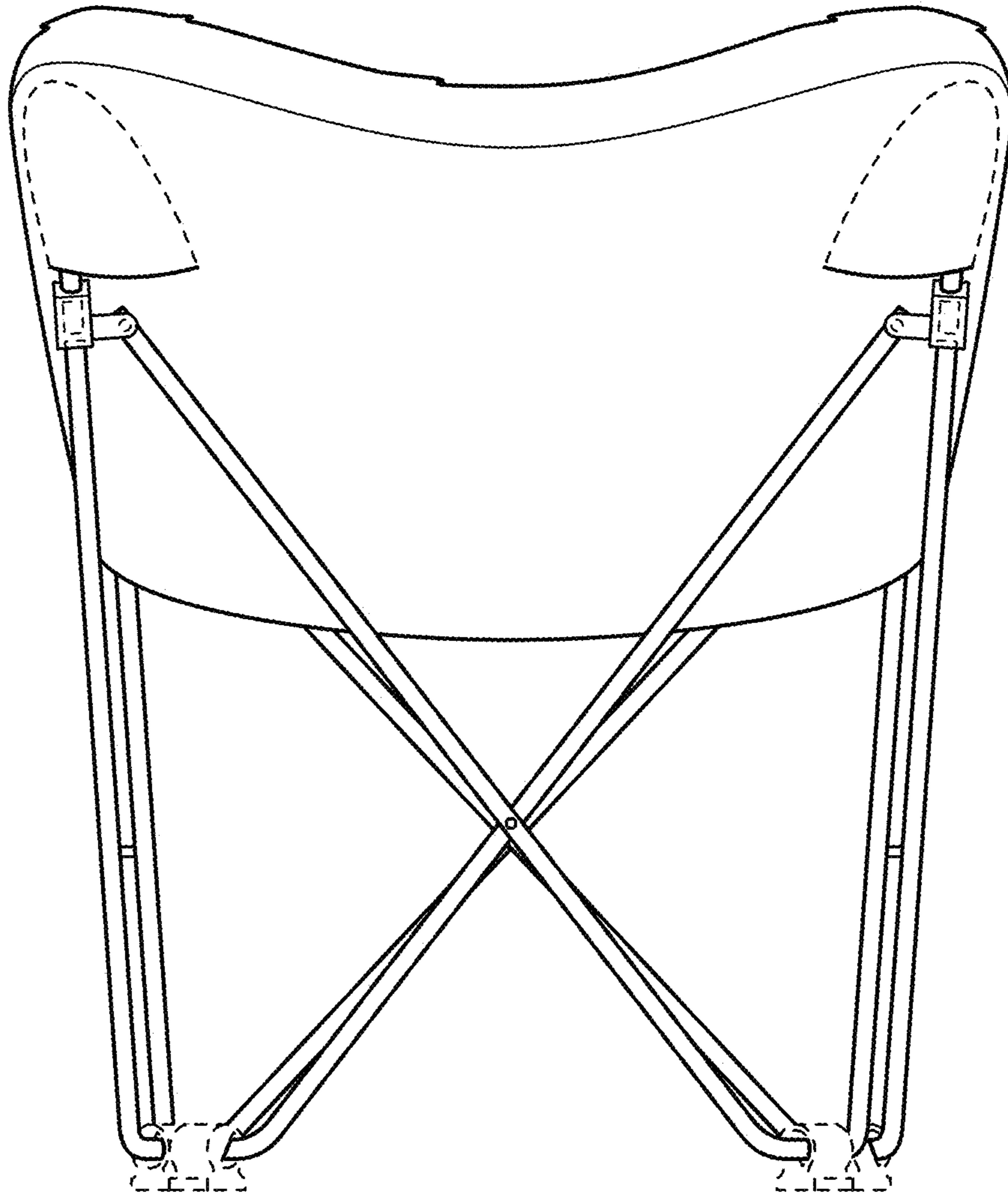


FIG. 3

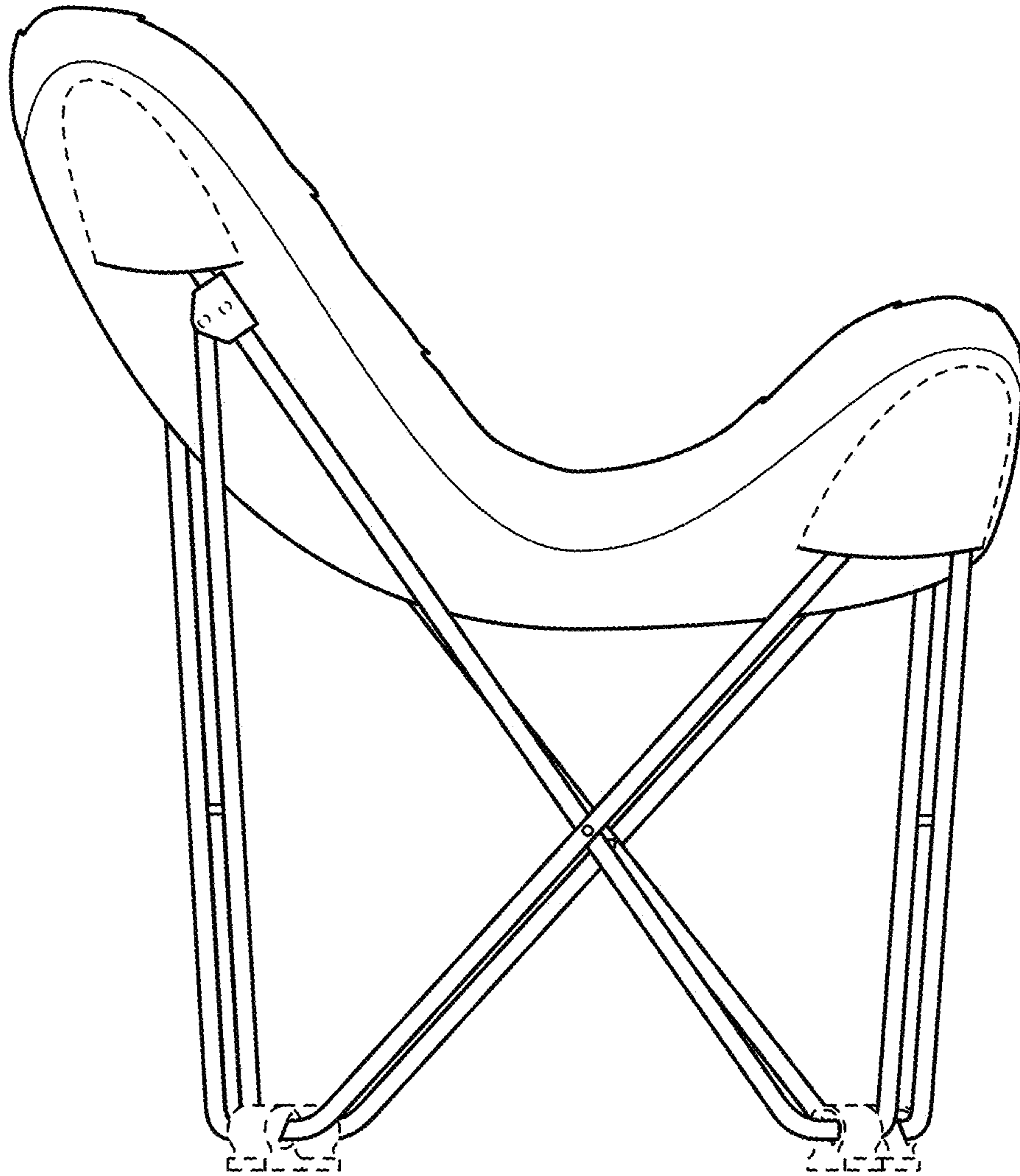


FIG. 4

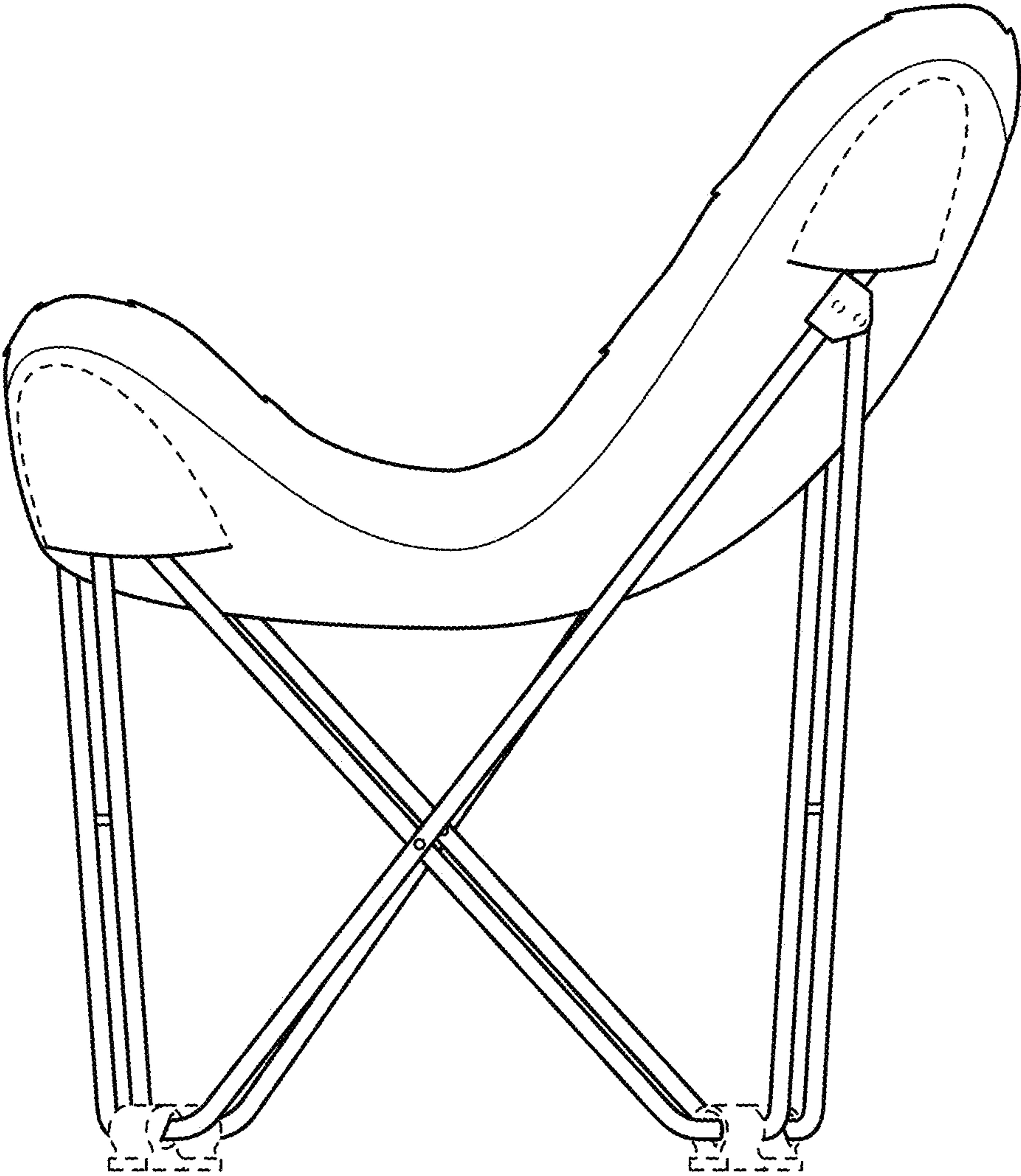


FIG. 5

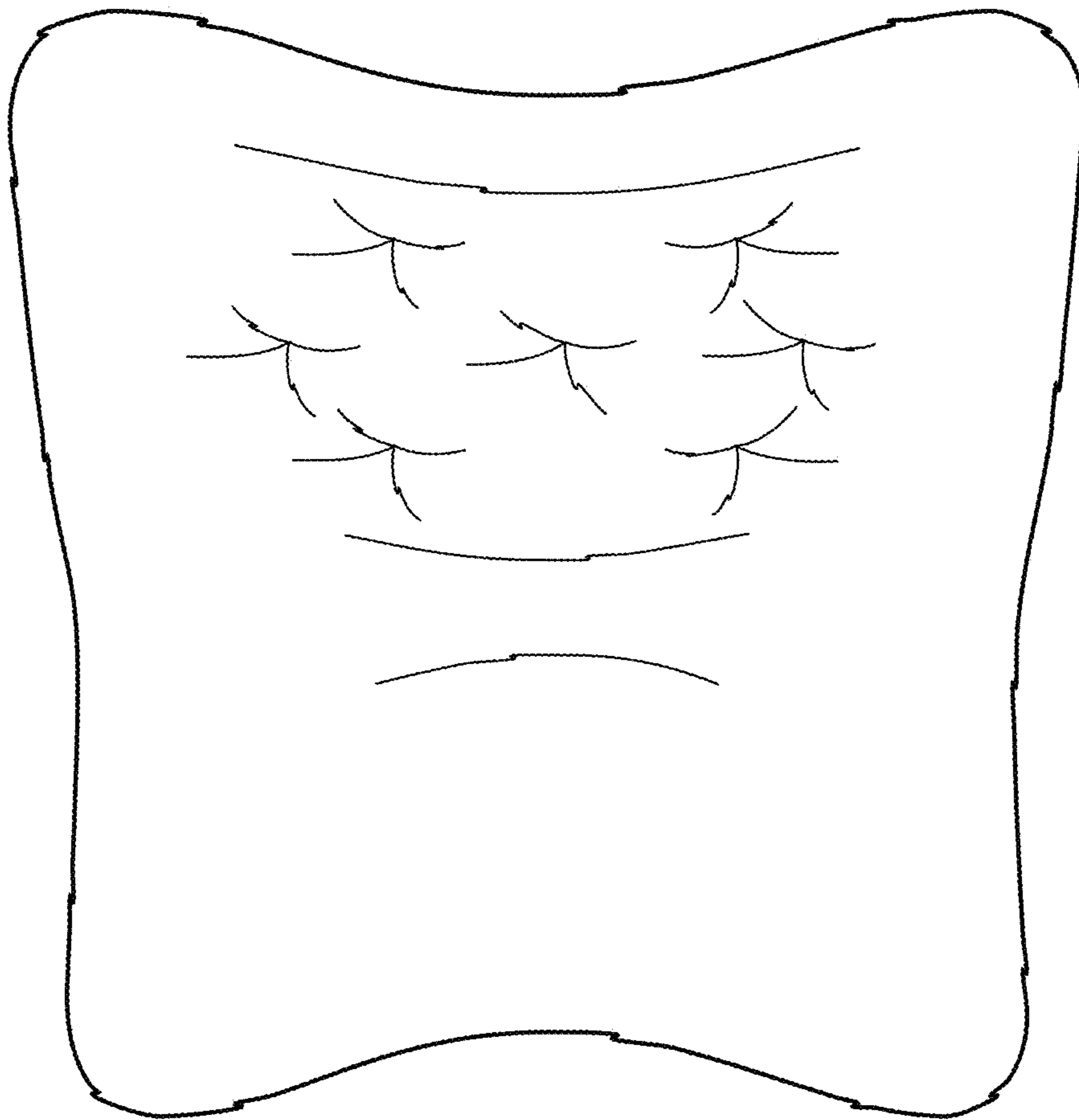


FIG. 6