



US00D927866S

(12) **United States Design Patent** (10) **Patent No.:** **US D927,866 S**  
**Allard et al.** (45) **Date of Patent:** **\*\* Aug. 17, 2021**

(54) **ROBE HOOK**

(71) Applicant: **Grohe AG**, Hemer (DE)

(72) Inventors: **Jochen Allard**, Duesseldorf (DE);  
**Michael Seum**, Duesseldorf (DE)

(73) Assignee: **Grohe AG**, Hemer (DE)

(\*\*) Term: **15 Years**

(21) Appl. No.: **29/732,333**

(22) Filed: **Apr. 23, 2020**

(30) **Foreign Application Priority Data**

Oct. 23, 2019 (EM) ..... 007081724-0015

(51) **LOC (13) Cl.** ..... **06-08**

(52) **U.S. Cl.**

USPC ..... **D6/323; D8/367**

(58) **Field of Classification Search**

USPC ..... D6/315-328; D8/367, 370, 371, 372,  
D8/373, 380

CPC ..... A47G 25/32; A47G 25/28; A47G 25/743;  
A47G 25/746; A47G 29/083; A47G  
25/06; A47G 25/0607; A47G 25/10;  
A47G 25/38; A47G 29/08; A47G 1/17;  
A47G 7/044; A47G 29/00

See application file for complete search history.

(56) **References Cited**

**U.S. PATENT DOCUMENTS**

D241,206 S \* 8/1976 Halsted et al. .... D6/323  
D339,058 S \* 9/1993 Greenhut ..... D8/367

D516,900 S \* 3/2006 Hoernig ..... D8/367  
D668,935 S \* 10/2012 Yoo ..... D8/367  
D697,388 S \* 1/2014 Pan ..... D8/367  
D801,155 S \* 10/2017 Kuniyoshi ..... D8/367  
D831,471 S \* 10/2018 Kim ..... D8/367  
10,221,883 B2 \* 3/2019 Demsky ..... F16M 13/022  
D867,771 S \* 11/2019 Zhong ..... D6/323  
10,925,417 B2 \* 2/2021 Sato ..... A47G 1/20

\* cited by examiner

*Primary Examiner* — Lauren R Calve

(74) *Attorney, Agent, or Firm* — Muncy, Geissler, Olds & Lowe, P.C.

(57) **CLAIM**

The ornamental design for a robe hook, as shown and described.

**DESCRIPTION**

FIG. 1 is a front perspective view of a robe hook according to the present invention.

FIG. 2 is a front view of the robe hook of FIG. 1.

FIG. 3 is a rear view of the robe hook of FIG. 1.

FIG. 4 is a left side view of the robe hook of FIG. 1.

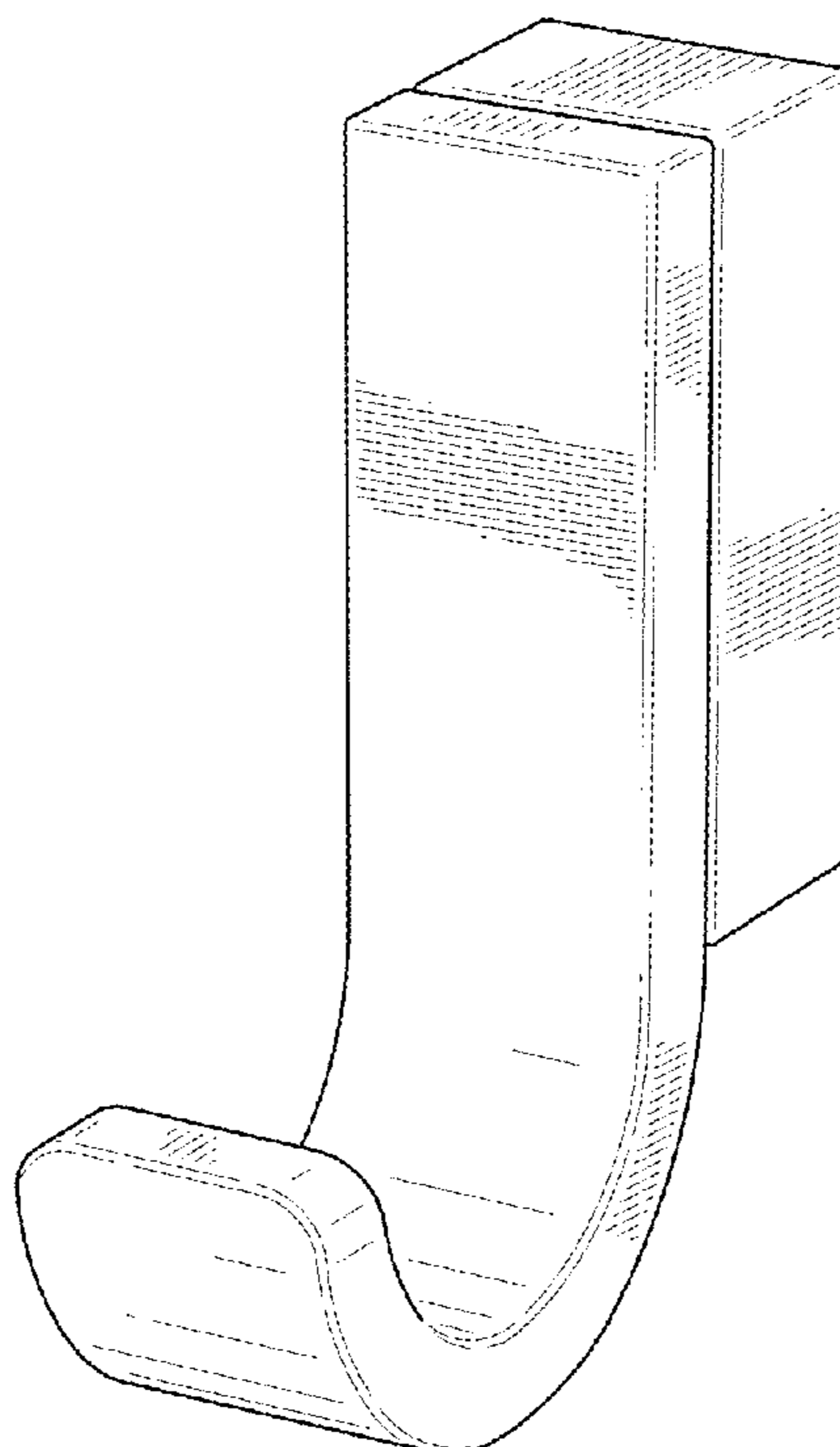
FIG. 5 is a right side view of the robe hook of FIG. 1.

FIG. 6 is a top view of the robe hook of FIG. 1; and,

FIG. 7 is a bottom view of the robe hook of FIG. 1.

The dashed lines illustrate environment that does not form a part of the present invention, and no claim is made to the material illustrated with dashed lines.

**1 Claim, 7 Drawing Sheets**



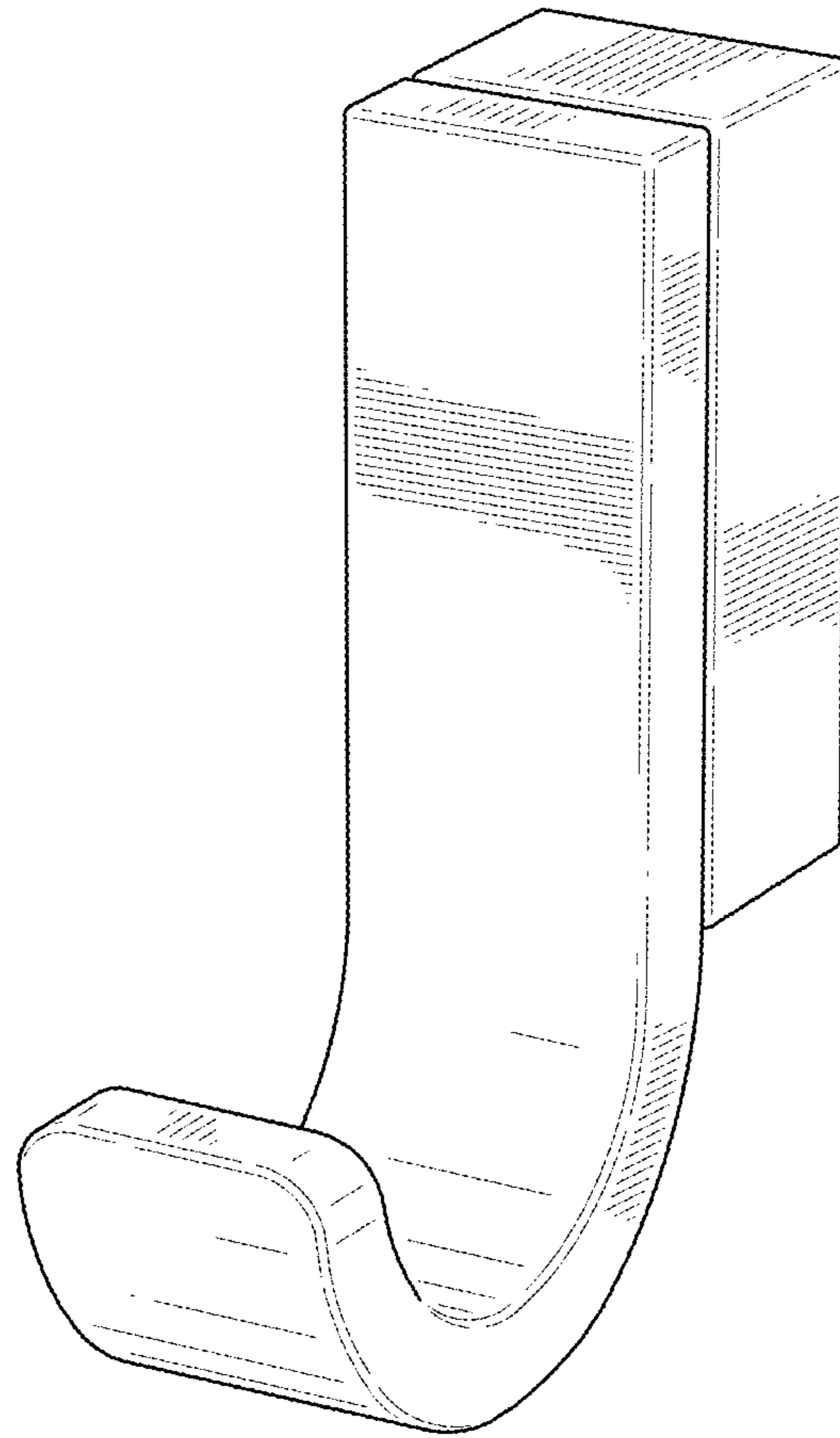


FIG.1




FIG.2




FIG.3

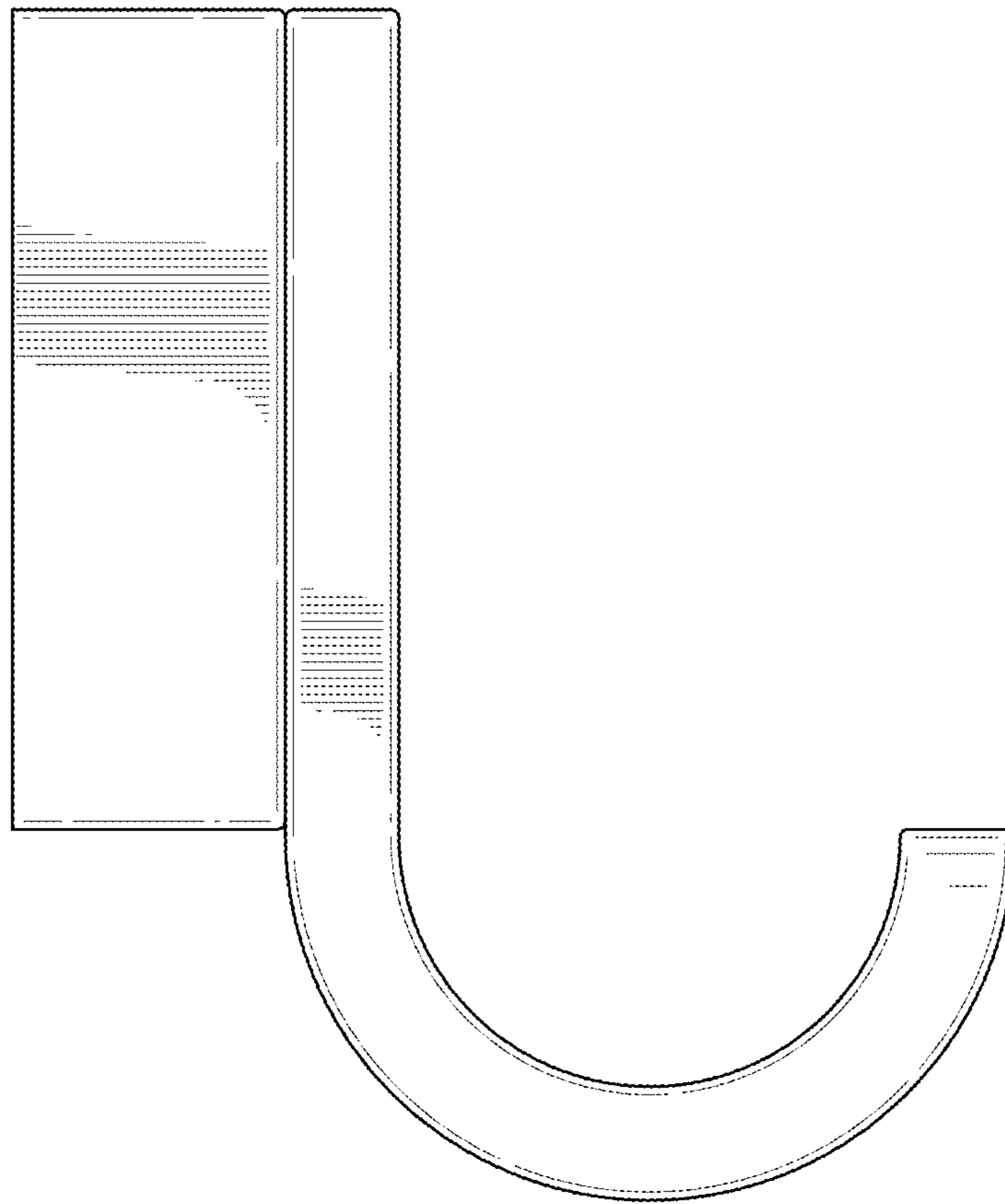


FIG.4

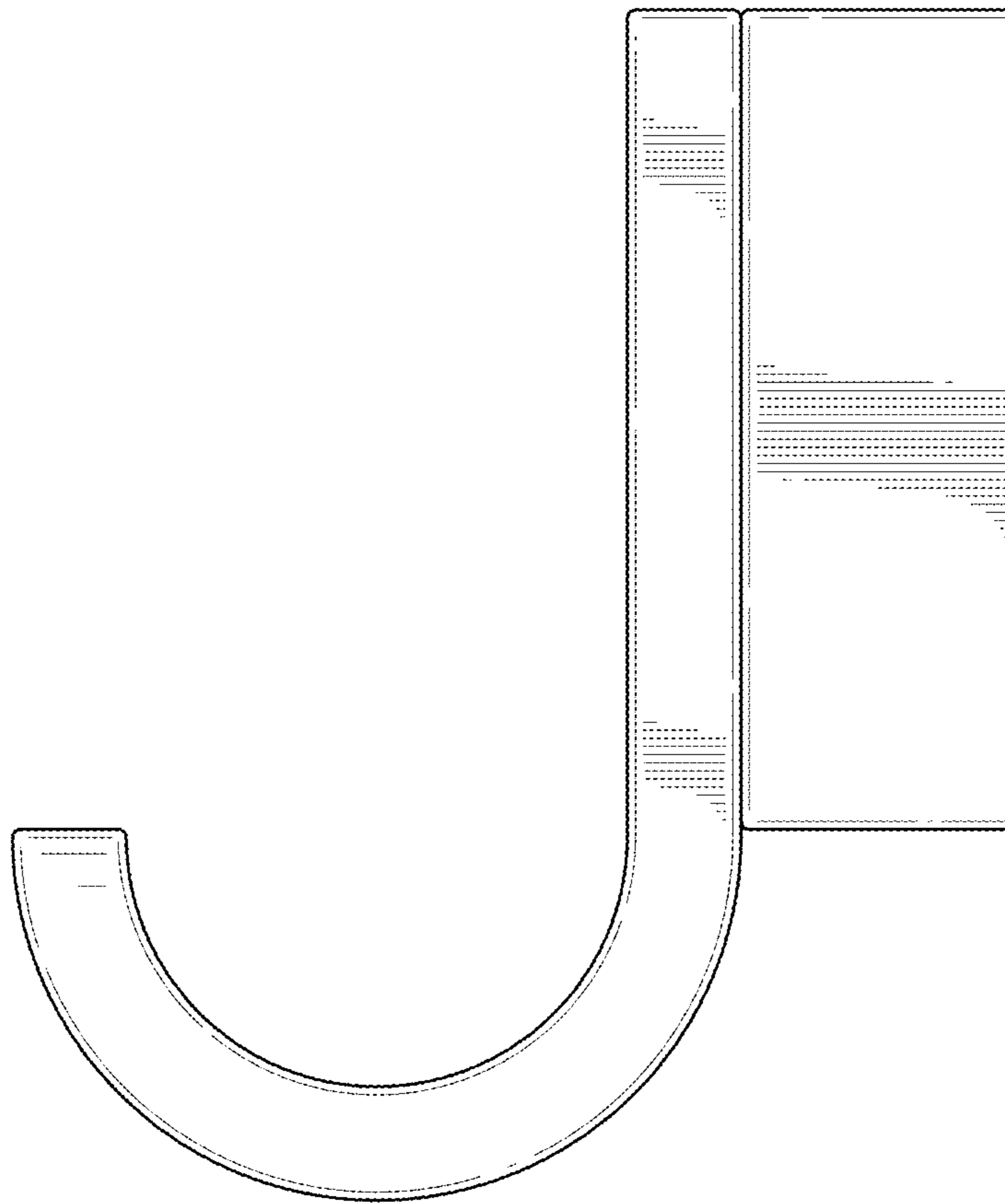


FIG.5




FIG.6




FIG.7