



US00D927861S

(12) **United States Design Patent**
Liu

(10) **Patent No.:** **US D927,861 S**

(45) **Date of Patent:** **** Aug. 17, 2021**

(54) **PICTURE FRAME**

(71) Applicant: **Xiaojun Liu**, Zhangzhou (CN)

(72) Inventor: **Xiaojun Liu**, Zhangzhou (CN)

(**) Term: **15 Years**

(21) Appl. No.: **29/764,327**

(22) Filed: **Dec. 29, 2020**

(51) **LOC (13) Cl.** **06-07**

(52) **U.S. Cl.**
USPC **D6/300**

(58) **Field of Classification Search**

USPC D19/26; 40/124.01–124.15, 672, 661,
40/726, 427, 445–457, 463; D6/300–314
CPC A47G 1/06; A47G 1/0616; A47G 1/0627
See application file for complete search history.

(56) **References Cited**

U.S. PATENT DOCUMENTS

D143,190 S * 12/1945 Colef D6/300
D480,223 S 10/2003 Lan

D674,200 S * 1/2013 Carrasco D6/300
D833,761 S 11/2018 Bolton
D864,592 S * 10/2019 Kelly D6/300
D864,593 S * 10/2019 Kelly D6/300

* cited by examiner

Primary Examiner — Abraham Bahta

(57) **CLAIM**

The ornamental design for a picture frame, as shown and described.

DESCRIPTION

FIG. 1 is a perspective view of a picture frame showing my new design;
FIG. 2 is a rear perspective view thereof;
FIG. 3 is a front elevational view thereof;
FIG. 4 is a rear elevational view thereof;
FIG. 5 is a left side elevational view thereof;
FIG. 6 is a right side elevational view thereof;
FIG. 7 is a top plan view thereof; and,
FIG. 8 is a bottom plan view thereof.

1 Claim, 8 Drawing Sheets





FIG. 1




FIG. 2




FIG. 3




FIG. 4




FIG. 5




FIG. 6




FIG. 7




FIG. 8