



US00D927860S

(12) **United States Design Patent**
Jacob et al.

(10) **Patent No.:** **US D927,860 S**

(45) **Date of Patent:** **** Aug. 17, 2021**

(54) **STRAP WITH STITCHING PATTERN**

(71) Applicant: **MSA Technology, LLC**, Cranberry Township, PA (US)

(72) Inventors: **Matthew Frederick Jacob**, Pittsburgh, PA (US); **Benjamin T. Sepe**, Pittsburgh, PA (US); **Grant Monn Myers**, Queretaro (MX)

(73) Assignee: **MSA Technology, LLC**, Cranberry Township, PA (US)

(**) Term: **15 Years**

(21) Appl. No.: **29/700,864**

(22) Filed: **Aug. 6, 2019**

(51) **LOC (13) Cl.** **05-05**

(52) **U.S. Cl.**
USPC **D5/61**

(58) **Field of Classification Search**
USPC ... D5/1, 3, 4, 43, 44, 47, 53, 56, 58, 59, 60, D5/61, 62, 63, 99; D6/610, 613, 616; D19/5; D20/22, 27; D25/138; D32/57
CPC .. A61F 2013/00153; A61F 2013/53916; A61F 2013/0068; A61F 2013/530562; B44F 3/00; B44F 7/00; D03D 3/00; D21H 27/02; F41H 3/02

See application file for complete search history.

(56) **References Cited**

U.S. PATENT DOCUMENTS

D61,166 S * 7/1922 Kres D19/5
1,893,944 A * 1/1933 Johnson E04D 1/22
434/96
4,035,217 A * 7/1977 Kennette A61F 13/15642
156/279
4,810,553 A * 3/1989 Lombardozzi E04B 1/80
428/116
D343,087 S * 1/1994 Kaiser D6/583

D405,271 S * 2/1999 Unwin D5/53
D426,709 S * 6/2000 Latchoo D5/25
D428,267 S * 7/2000 Romano, III D5/2
6,148,468 A * 11/2000 Chen A47K 7/02
15/208
D453,880 S * 2/2002 Cheynet D5/47
6,412,430 B1 * 7/2002 Johnston B64D 17/22
112/475.06
7,018,692 B2 * 3/2006 Kim B32B 3/08
428/51
7,585,197 B1 * 9/2009 Merten B63B 27/146
441/80
D615,378 S * 5/2010 Koenig D8/53
8,397,542 B2 * 3/2013 Tokumoto D04B 1/02
66/191
8,486,511 B2 * 7/2013 Black B81C 1/00031
428/156

(Continued)

OTHER PUBLICATIONS

V-FIT Harness, date unknown, found on Jan. 21, 2021 at <https://rainbowtech.net/products/full-body-lightweight-harness/> (Year: 2020).*

Primary Examiner — Karen S Acker

(74) *Attorney, Agent, or Firm* — The Webb Law Firm

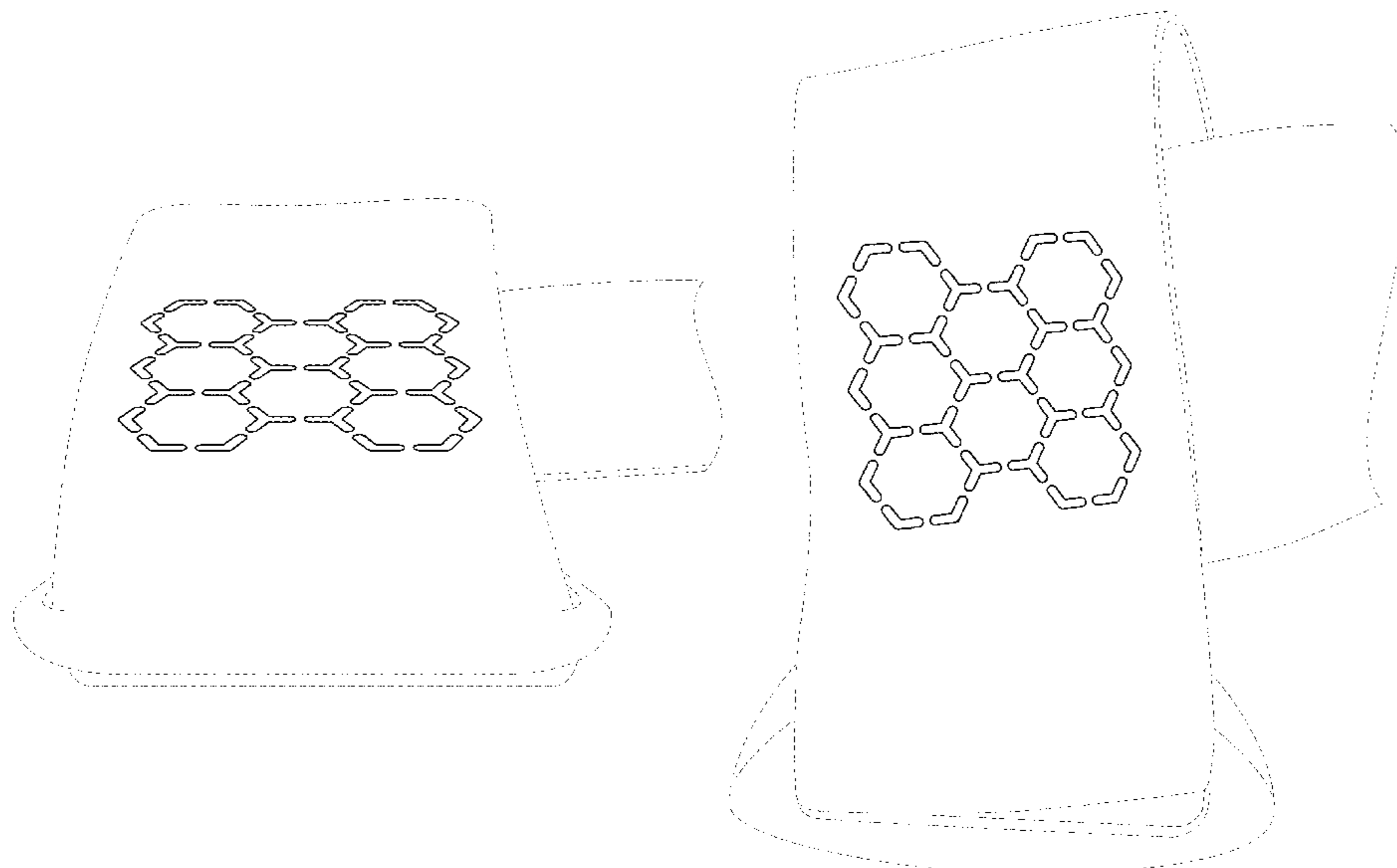
(57) **CLAIM**

The ornamental design for a strap with stitching pattern, as shown and described.

DESCRIPTION

FIG. 1 is a perspective view of a strap with stitching pattern in accordance with the present invention; FIG. 2 is a top view thereof; and, FIG. 3 is a top view thereof in its intended environment. The portions of the strap with stitching pattern shown in broken lines form no part of the claimed design. The broken lines and areas within them depict environmental subject matter that forms no part of the claimed design.

1 Claim, 3 Drawing Sheets



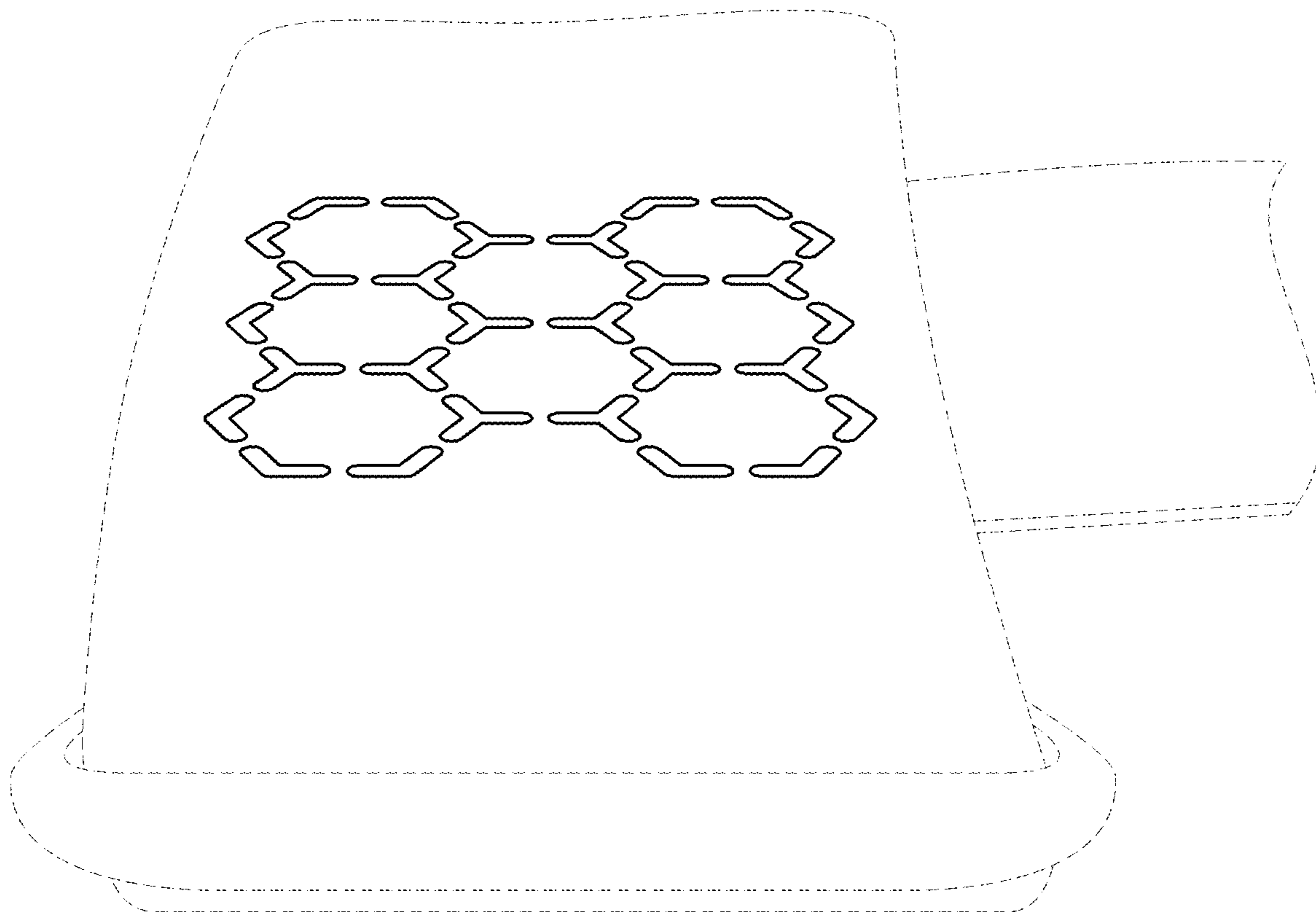


FIG. 1

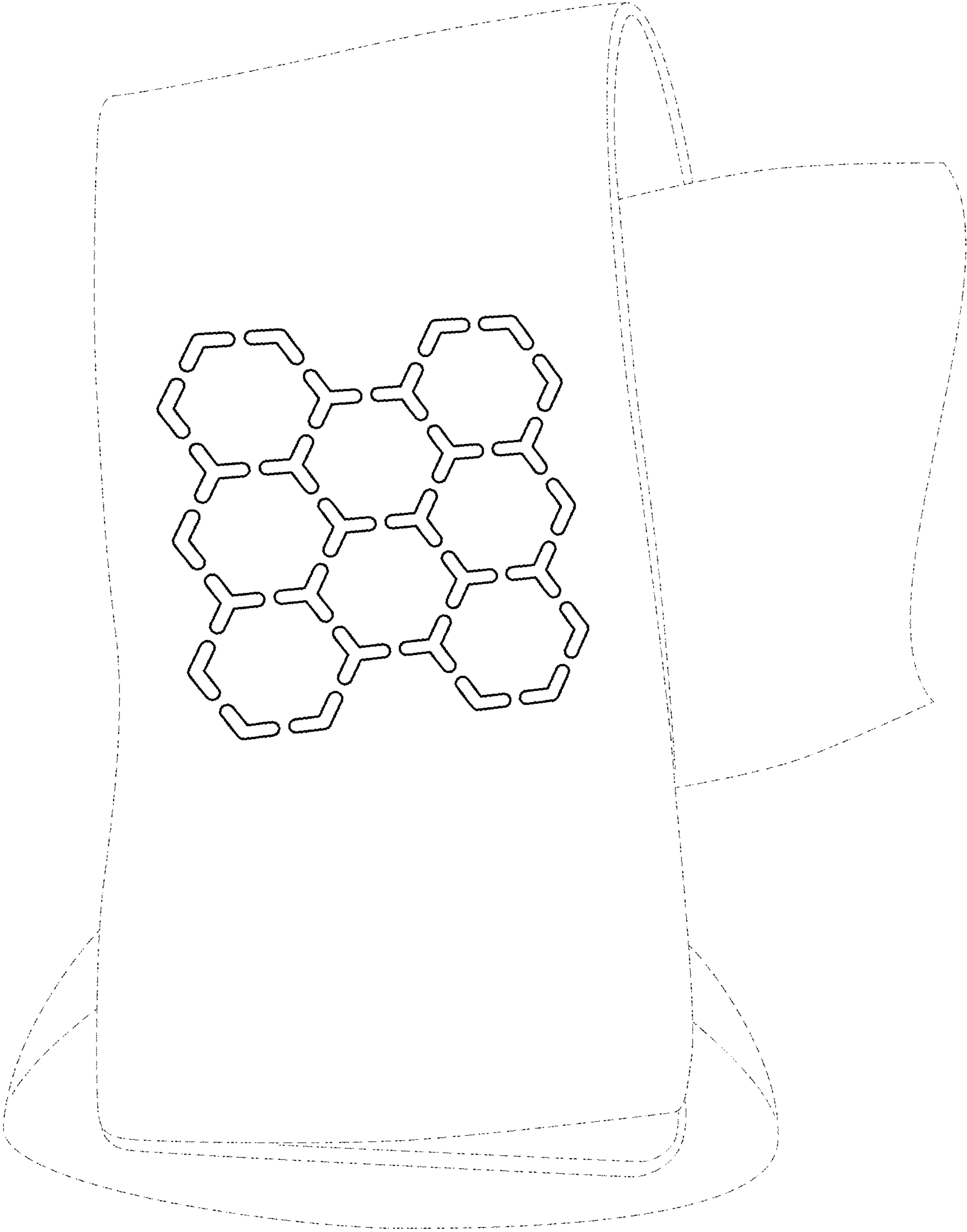


FIG. 2




FIG. 3