



US00D927825S

(12) **United States Design Patent** (10) **Patent No.:** **US D927,825 S**
Pornillos (45) **Date of Patent:** **** Aug. 17, 2021**

(54) **REAR STRIPE DESIGN FOR ACTIVE WEAR**

(71) Applicant: **Fabletics LLC**, El Segundo, CA (US)

(72) Inventor: **Karen Pornillos**, El Segundo, CA (US)

(73) Assignee: **Fabletics LLC**, El Segundo, CA (US)

(**) Term: **15 Years**

(21) Appl. No.: **29/693,248**

(22) Filed: **May 31, 2019**

(51) **LOC (13) Cl.** **02-02**

(52) **U.S. Cl.**
USPC **D2/731**

(58) **Field of Classification Search**
USPC D2/731, 732, 738, 742-745, 747-748,
D2/728, 712-713, 716, 853, 857
CPC .. A41D 13/0543; A41D 13/0015; A41D 1/06;
A41D 1/08; A41D 17/02
See application file for complete search history.

(56) **References Cited**

U.S. PATENT DOCUMENTS

D615,279 S *	5/2010	Savage	D2/731
D645,644 S *	9/2011	Iamartino	D2/742
D661,871 S *	6/2012	Savage	D2/742
D662,281 S *	6/2012	Iamartino	D2/742
D707,920 S *	7/2014	Hays	D2/738
D711,626 S *	8/2014	Savage	D2/738
D730,624 S *	6/2015	Prpic	D2/742
D731,753 S *	6/2015	Mahtani	D2/742
D743,671 S *	11/2015	Walter	D2/738
D764,754 S *	8/2016	McManus	D2/742
D764,765 S *	8/2016	Diakonov	D2/853
D791,436 S *	7/2017	Moore	D2/731
D796,152 S *	9/2017	Miller	D2/731

D805,735 S *	12/2017	Duncan	D2/857
D812,348 S *	3/2018	McManus	D2/742
D816,303 S *	5/2018	Diakonov	D2/857
D821,061 S *	6/2018	Do	D2/731
D825,144 S *	8/2018	Lorett	D2/742
D838,084 S *	1/2019	Shin	D2/742
D840,637 S *	2/2019	Pirene	D2/738
D841,938 S *	3/2019	Yeomans	D2/731
D841,942 S *	3/2019	Belknap	D2/857
D842,585 S *	3/2019	Do	D2/731
D846,836 S *	4/2019	Cristiani	D2/731
2015/0074871 A1 *	3/2015	Emich	A41D 27/20 2/228
2018/0116301 A1 *	5/2018	Shin	A41F 9/00

* cited by examiner

Primary Examiner — Michelle E. Wilson

Assistant Examiner — Clese Moore, Jr.

(74) *Attorney, Agent, or Firm* — White and Williams LLP

(57) **CLAIM**

The rear stripe design for active wear, as shown and described.

DESCRIPTION

FIG. 1 is a front elevation view of the invented design for active wear.

FIG. 2 is a rear elevation view of the invented rear stripe design for active wear showing my new design.

FIG. 3 is a right side elevation view thereof.


FIG. 4 is a left side elevation view thereof; and,

FIG. 5 is a close up rear elevation view thereof.

The dash-dot-dash broken line(s) define the bounds of the claimed design and form no part thereof.

The broken lines shown illustrate environment that form no part of the claimed design.

1 Claim, 4 Drawing Sheets



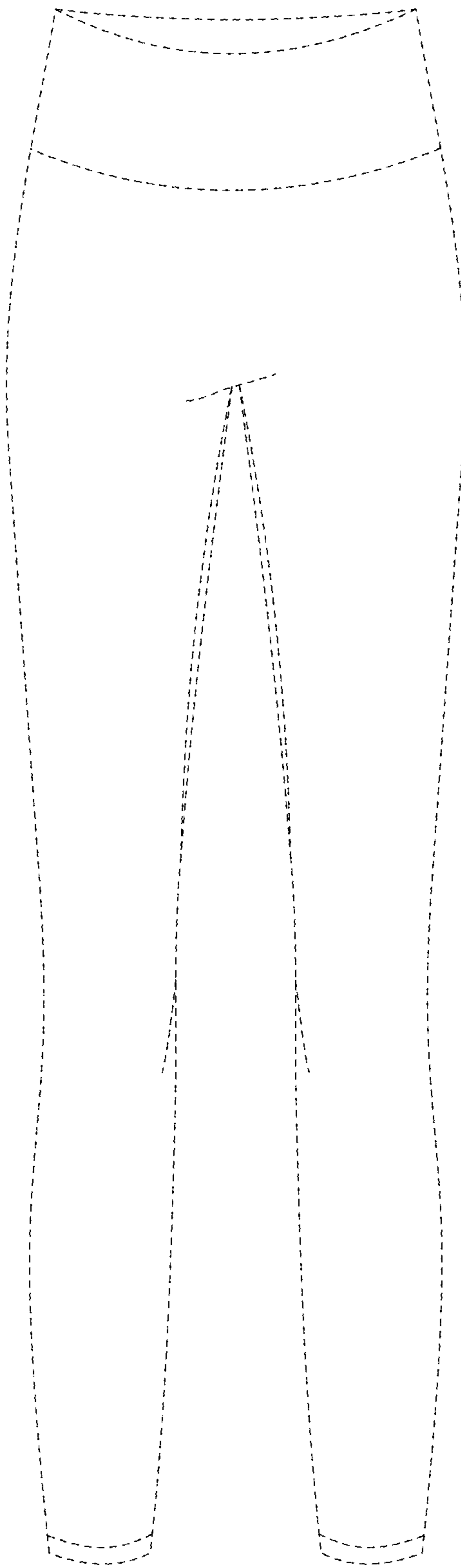


FIG. 1

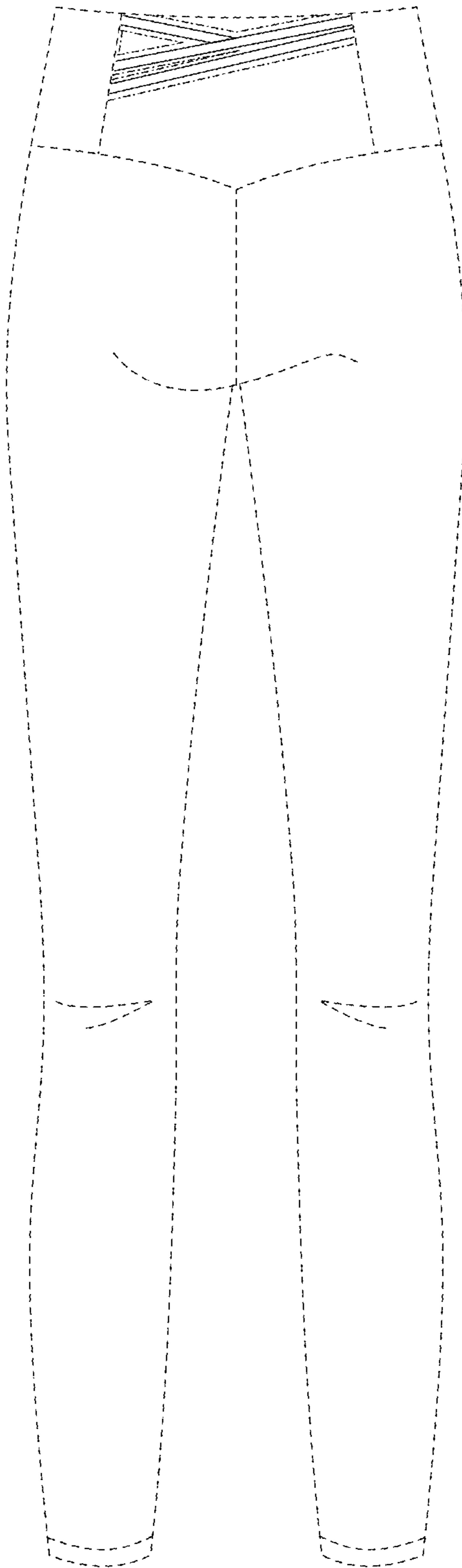


FIG. 2

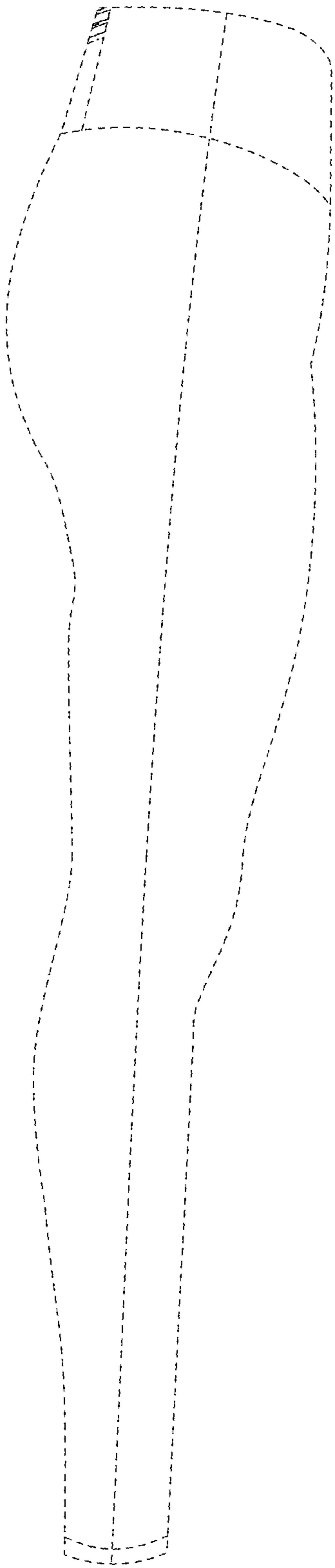


FIG. 3

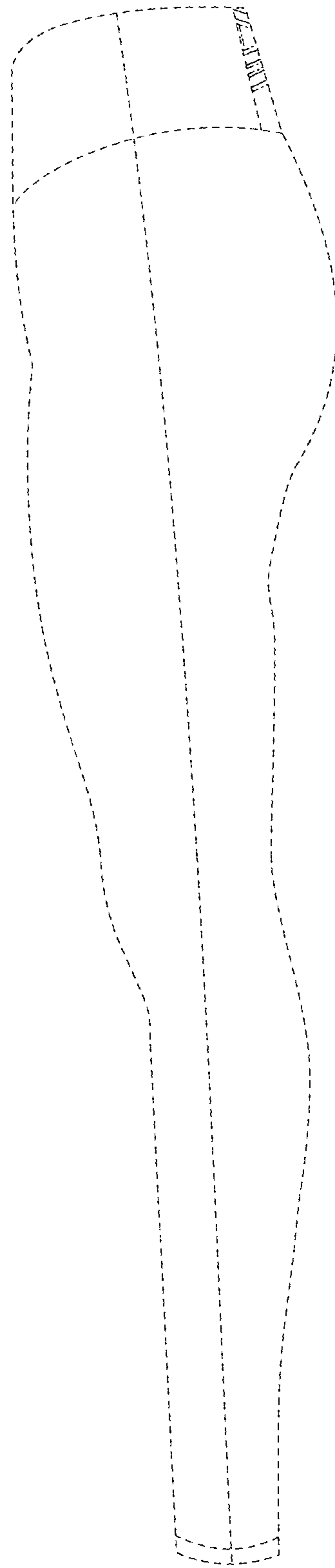


FIG. 4

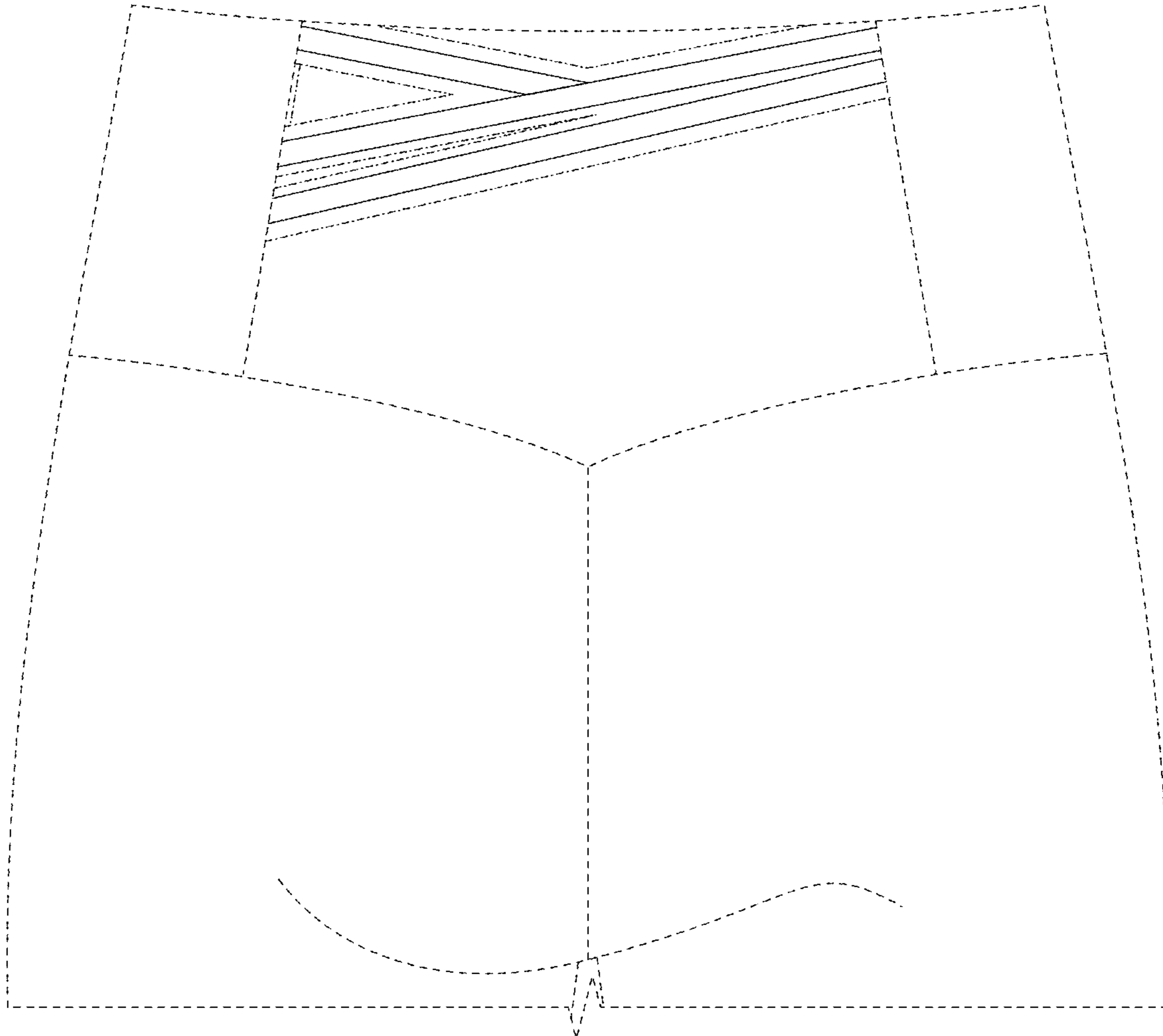


FIG. 5