



US00D927821S

(12) **United States Design Patent** (10) **Patent No.:** **US D927,821 S**  
**McManus et al.** (45) **Date of Patent:** **\*\* Aug. 17, 2021**

(54) **CONFECTION**

(71) Applicant: **The Hershey Company**, Hershey, PA (US)

(72) Inventors: **Kelly McManus**, Lancaster, PA (US); **Heather Dianne Seamans**, Annville, PA (US); **Mary Beth Marette**, Hummelstown, PA (US); **John Russell Stiff**, Falcon Heights, MN (US); **Anouk Linders**, Bergen op Zoom (NL); **Tom Boogerd**, Burgh-Haamstede (NL)

(73) Assignee: **The Hershey Company**, Hershey, PA (US)

(\*\*) Term: **15 Years**

(21) Appl. No.: **29/736,072**

(22) Filed: **May 27, 2020**

(51) **LOC (13) Cl.** ..... **01-01**

(52) **U.S. Cl.**

USPC ..... **D1/127; D1/107; D1/109**

(58) **Field of Classification Search**

USPC ..... D1/100–130, 199; 426/94, 138, 143, 426/275, 277, 279, 281–284, 292, 295, 426/391, 496, 514, 566, 572, 660, 104, 426/134; D21/621, 623, 628, 707–709, D21/713, 714, 782, 662; D30/160; D7/301, 354, 392, 682; D24/141; D8/83; D11/202

CPC ..... A23G 3/50; A23G 3/563; A23G 9/503; A23G 9/26; A23G 9/48; A23G 3/54; A23P 1/005

See application file for complete search history.

(56) **References Cited**

U.S. PATENT DOCUMENTS

D180,327 S *	5/1957	Herman	.....	D1/104
D211,450 S *	6/1968	Caine	.....	D7/708
D229,642 S *	12/1973	Dorsa	.....	D1/109
D326,145 S *	5/1992	Borakove	.....	D11/131.1
D356,372 S *	3/1995	El-Assir	.....	D11/67
D565,163 S *	3/2008	De Haan	.....	D23/366
D726,838 S *	4/2015	Kelly	.....	D21/627
D728,711 S *	5/2015	Taylor	.....	D21/694
D820,079 S *	6/2018	Caly	.....	D9/420
D820,108 S *	6/2018	Caly	.....	D9/644
D825,347 S *	8/2018	Caly	.....	D9/645
D825,348 S *	8/2018	Caly	.....	D9/645
D896,911 S *	9/2020	Bruneel	.....	D21/808

\* cited by examiner

*Primary Examiner* — Katie Jane Stofko

(74) *Attorney, Agent, or Firm* — Design IP

(57) **CLAIM**

The ornamental design for a confection, as shown and described.

**DESCRIPTION**

FIG. 1 is a perspective view of a confection showing our new design;

FIG. 2 is a front view thereof;

FIG. 3 is a rear view thereof;



FIG. 4 is a left side view thereof;

FIG. 5 is a right side view thereof; and,

FIG. 6 is a top view thereof.

The greyscale shading shown in FIGS. 1-6 is provided solely for the purpose of showing surface contours. The dash-dot lines in FIGS. 1-6 and the areas within the dash-dot lines shown in phantom show portions of the confection that form no part of the claimed design. The bottom view is omitted and forms no part of the claimed design.

**1 Claim, 4 Drawing Sheets**






FIG. 1




FIG. 2




FIG. 3




FIG. 4




FIG. 5




FIG. 6