



US00D927812S

(12) **United States Design Patent** (10) **Patent No.:** **US D927,812 S**  
**Baldwin** (45) **Date of Patent:** **\*\* Aug. 10, 2021**

(54) **CLEANING TOOL**  
(71) Applicant: **3M INNOVATIVE PROPERTIES COMPANY**, St. Paul, MN (US)

D866,893 S \* 11/2019 Hunt ..... D32/40  
D878,694 S \* 3/2020 Carlson ..... D32/40  
D880,796 S \* 4/2020 Baldwin ..... D32/40  
D901,115 S \* 11/2020 Carlson ..... D32/40  
(Continued)

(72) Inventor: **Mark W. Baldwin**, Woodbury, MN (US)

**FOREIGN PATENT DOCUMENTS**

(73) Assignee: **3M Innovative Properties Company**, St. Paul, MN (US)

JP 1161076 S 10/2002  
JP 1601500 S 3/2018

(\*\*) Term: **15 Years**

**OTHER PUBLICATIONS**

(21) Appl. No.: **29/654,684**

“Bath and Toilet,” Mart, vol. 4-8 (Feb. 28, 2011), P177, 1 page.

(22) Filed: **Jun. 26, 2018**

*Primary Examiner* — Michelle E. Wilson

(51) **LOC (13) Cl.** ..... **07-05**

(57) **CLAIM**

(52) **U.S. Cl.**  
USPC ..... **D32/40**

The ornamental design for a cleaning tool, as shown and described.

(58) **Field of Classification Search**  
USPC ..... D32/40-43, 50-52; D21/471, 473, 499;  
D28/59; D5/4, 7, 25, 53, 57-58  
CPC ..... A47L 13/12; A47L 13/20; A47L 13/16;  
A45D 34/04  
See application file for complete search history.

**DESCRIPTION**

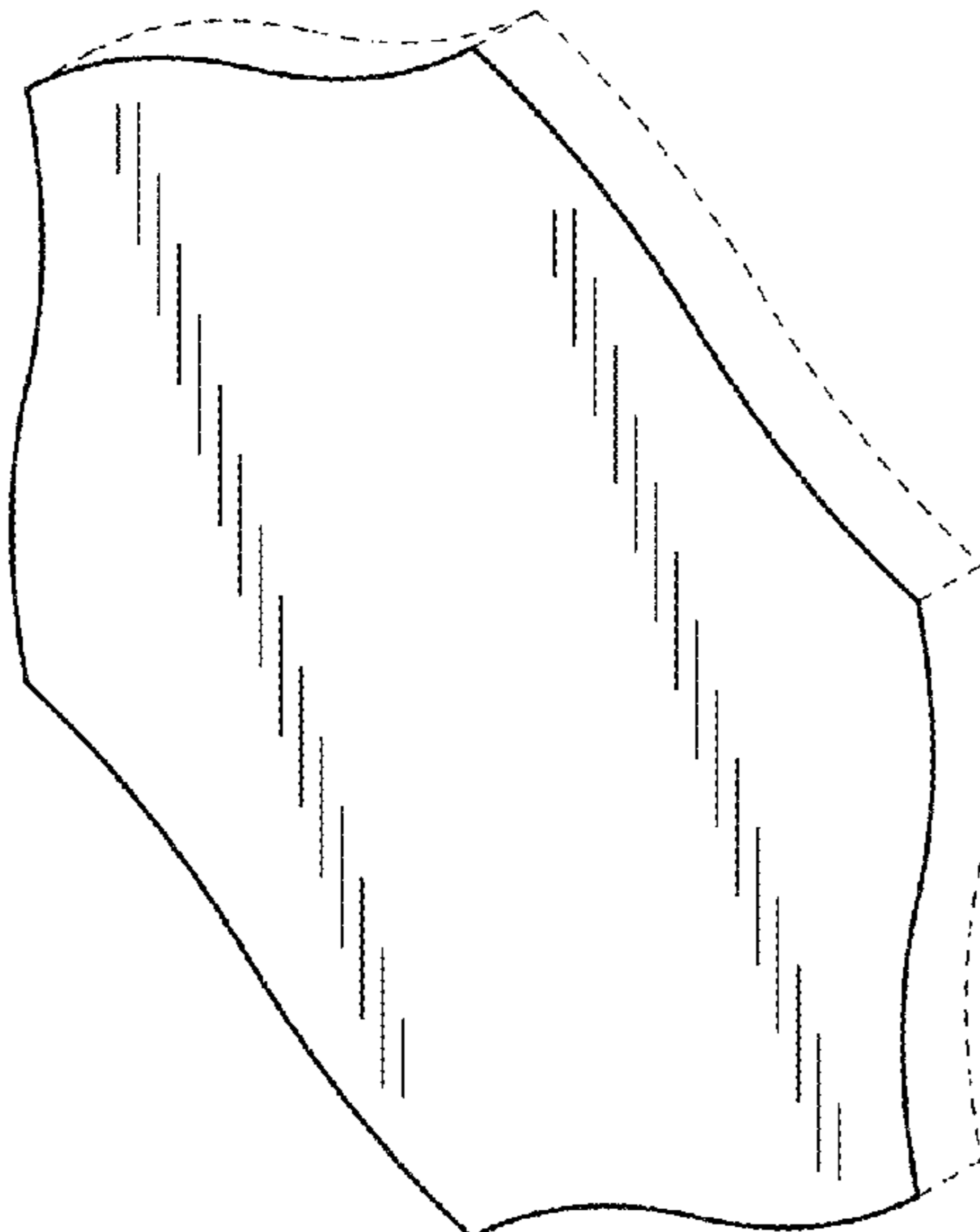
FIG. 1 is a perspective view of a first embodiment of a cleaning tool showing the new design;  
FIG. 2 is a front view thereof;  
FIG. 3 is a rear view thereof;  
FIG. 4 is a top view thereof, the bottom view being a mirror image thereof;  
FIG. 5 is a right side view thereof, the left side view being a mirror image thereof;  
FIG. 6 is a perspective view of a second embodiment of a cleaning tool showing the new design;  
FIG. 7 is a front view thereof;  
FIG. 8 is a rear view thereof;  
FIG. 9 is a top view thereof, the bottom view being a mirror image thereof; and,  
FIG. 10 is a right side view thereof, the left side view being a mirror image thereof.  
The portions of the cleaning tool in FIGS. 1, 3-6, and 8-10 shown in broken lines are included to show features that form no part of the claimed design.

(56) **References Cited**

**U.S. PATENT DOCUMENTS**

D416,372 S	11/1999	Sherman	
D473,027 S	4/2003	Pecaut	
D509,935 S	9/2005	Burt	
D588,766 S	3/2009	Dunshee	
D797,390 S	9/2017	Kawasaki	
D848,102 S *	5/2019	Carlson	D32/40
D850,041 S *	5/2019	Endle	D32/40
D851,344 S *	6/2019	Carlson	D32/40
D857,929 S *	8/2019	Darrow	D25/138
D862,020 S *	10/2019	Gorrell	D32/40
D864,507 S *	10/2019	Stoughton	D32/40
D866,105 S *	11/2019	Carlson	D32/40
D866,891 S *	11/2019	Carlson	D32/40
D866,892 S *	11/2019	Hunt	D32/40

**1 Claim, 4 Drawing Sheets**



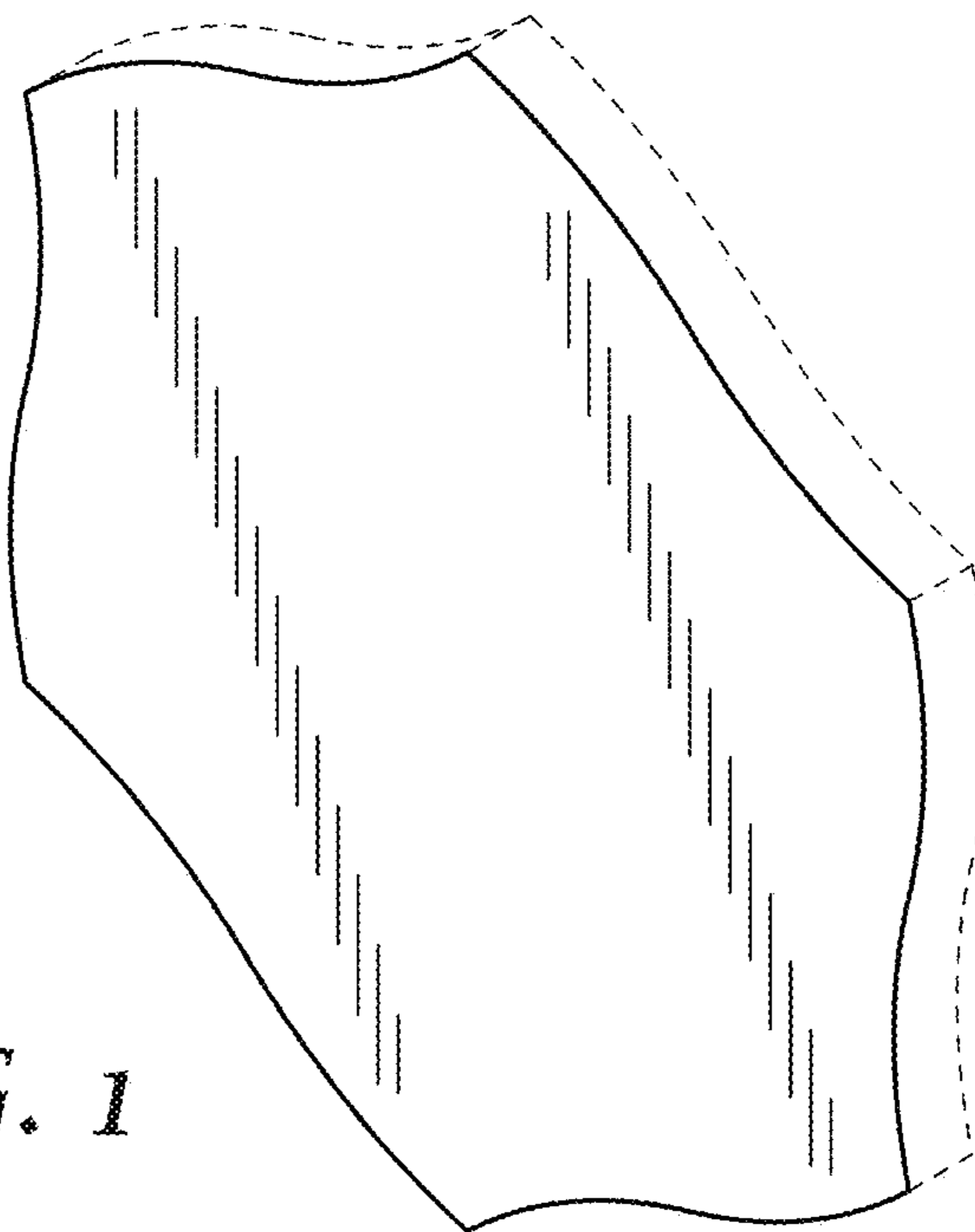
(56)

**References Cited**

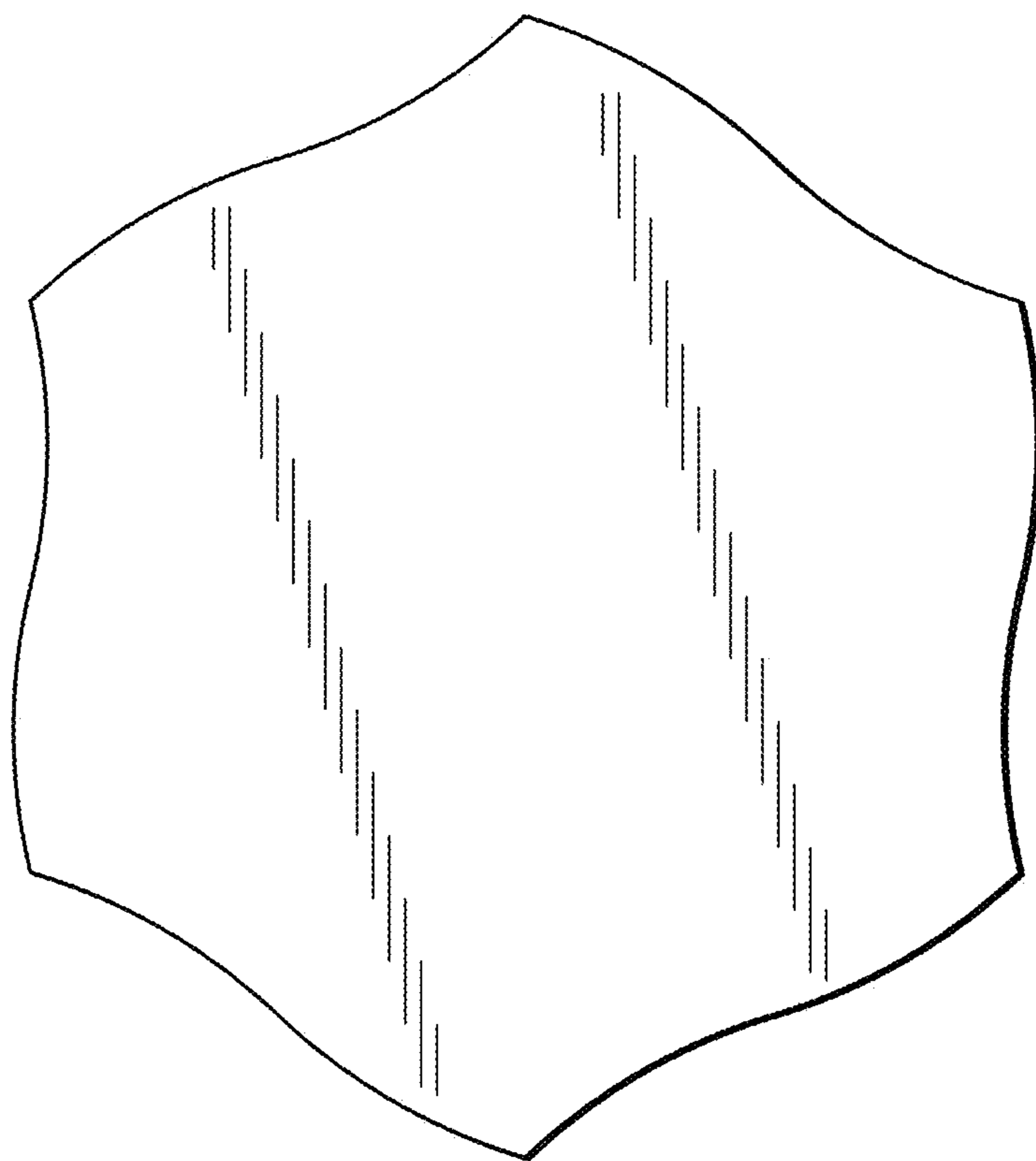
U.S. PATENT DOCUMENTS

D901,803 S \* 11/2020 Konkey ..... D32/40  
2007/0067937 A1\* 3/2007 Federlein ..... A47L 13/16  
15/244.4  
2019/0015875 A1\* 1/2019 Gardner, Jr. .... A47L 13/16  
2019/0104918 A1\* 4/2019 Carlson ..... B32B 5/18


\* cited by examiner




*FIG. 1*



*FIG. 2*



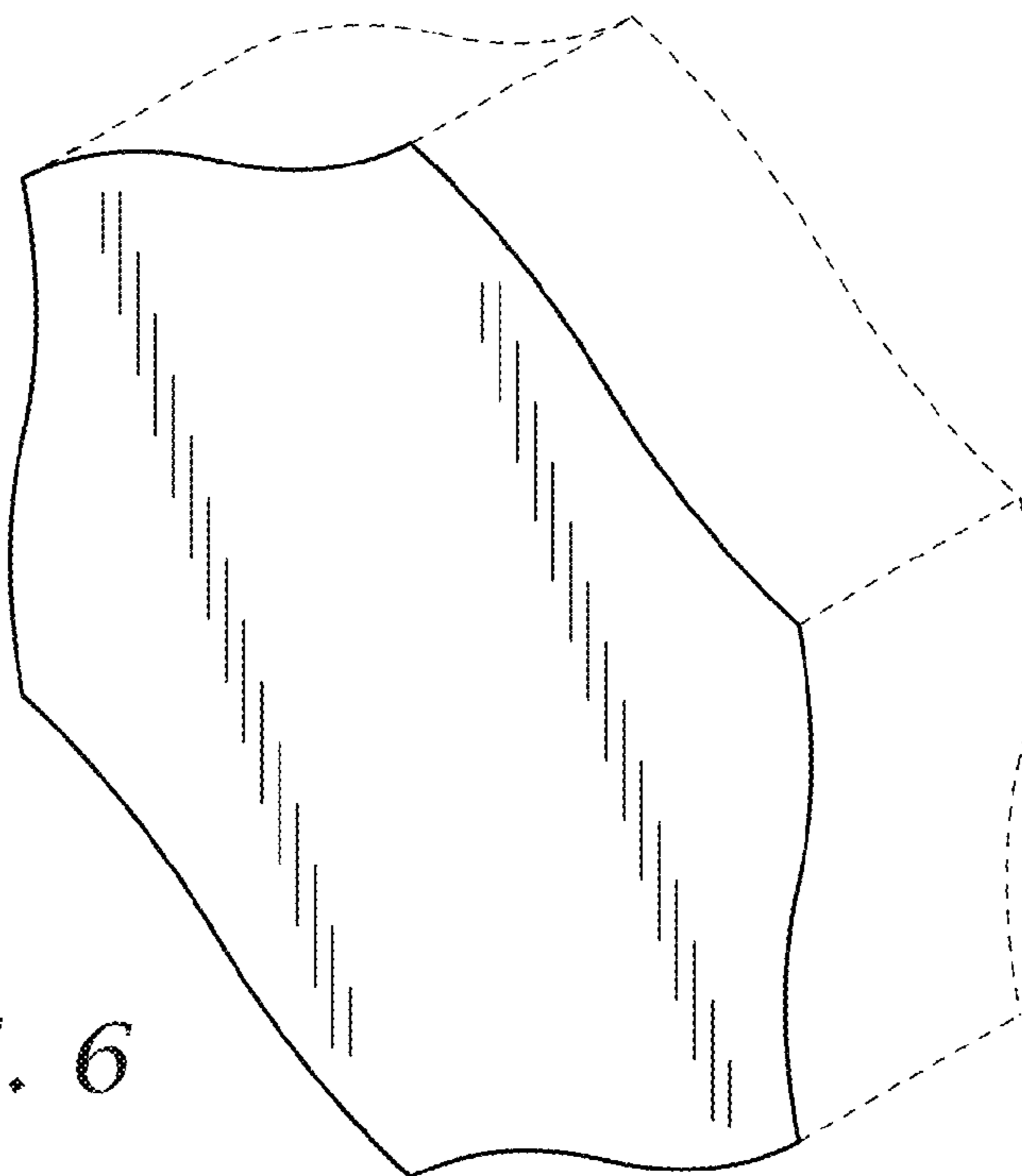
*FIG. 3*



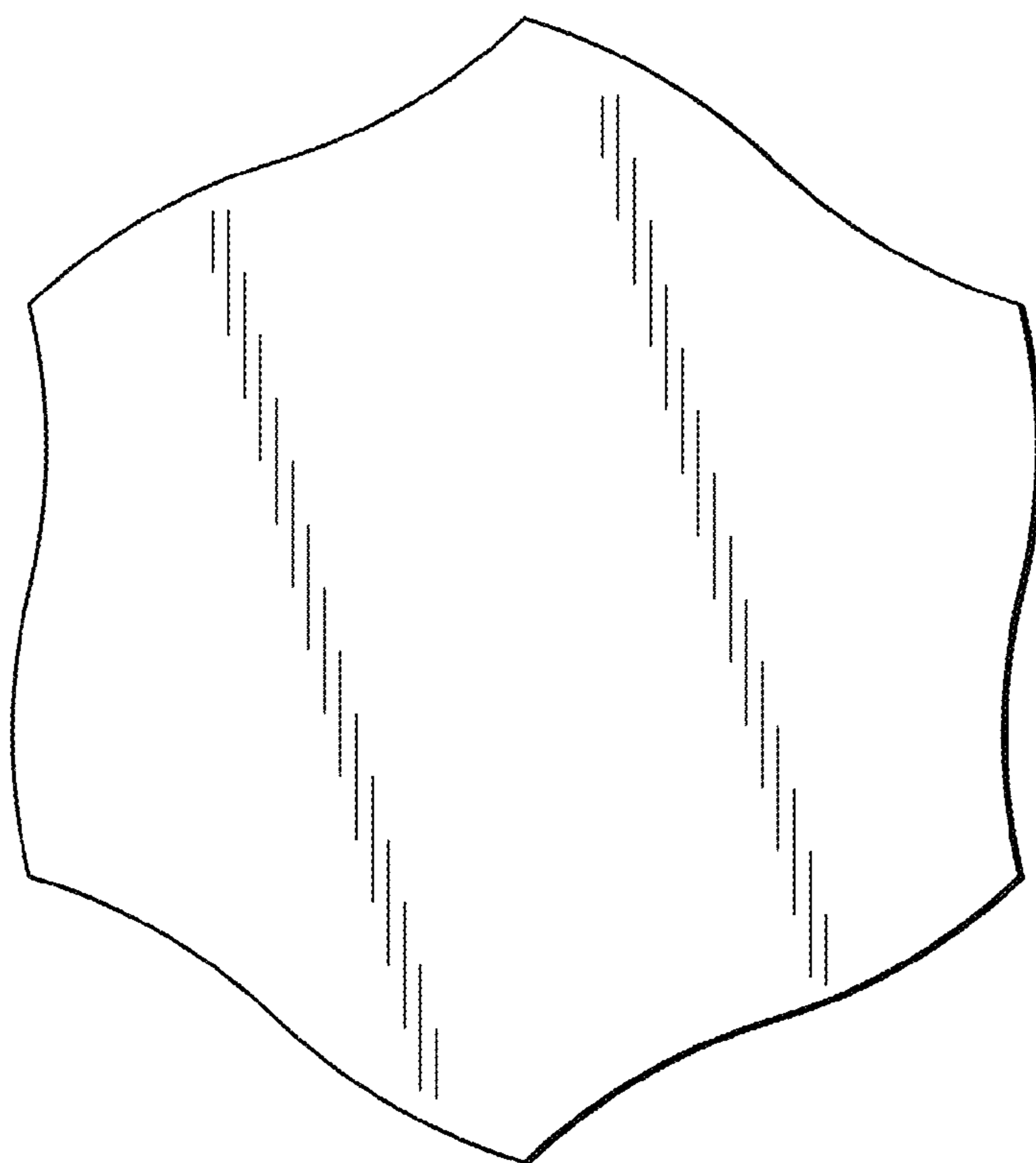
*FIG. 4*




*FIG. 5*



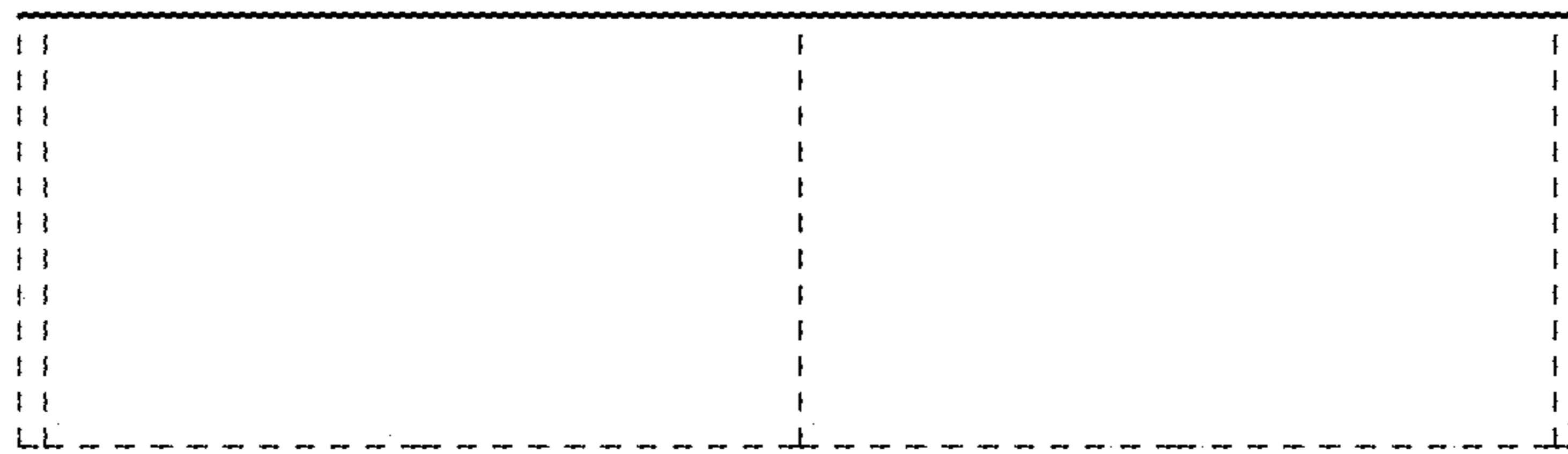
*FIG. 6*



*FIG. 7*



*FIG. 8*



*FIG. 9*



*FIG. 10*