



US00D927795S

(12) **United States Design Patent**
Clarke

(10) **Patent No.:** **US D927,795 S**

(45) **Date of Patent:** **** Aug. 10, 2021**

(54) **ANIMAL FEEDING MAT**

(71) Applicant: **Innovative Pet Products Pty Ltd.,**
Southport (AU)

(72) Inventor: **Joseph Clarke, Bundall (AU)**

(73) Assignee: **Innovative Pet Products Pty Ltd.,**
Southport (AU)

(**) Term: **15 Years**

(21) Appl. No.: **29/726,521**

(22) Filed: **Mar. 3, 2020**

(51) **LOC (13) Cl.** **30-07**

(52) **U.S. Cl.**
USPC **D30/121**

(58) **Field of Classification Search**
USPC D30/121, 129, 130, 131, 132, 133, 199;
119/51.01, 51.02, 51.03, 51.11, 51.12,
119/51.13, 51.5, 57.92, 58, 61.5, 61.52,
119/61.54, 61.55, 61.56, 61.57, 72, 73,
119/74, 75, 78
CPC A01K 5/00; A01K 5/0114; A01K 5/0121;
A01K 5/0135; A01K 7/005; A01K 7/00;
A01K 39/02; A01K 39/04; A01K 39/0213
See application file for complete search history.

D882,880 S * 4/2020 Levin D30/121
D894,501 S * 8/2020 Roost D30/133
D897,050 S * 9/2020 Wang D30/121
D916,393 S * 4/2021 Pan D30/133
D919,212 S * 5/2021 Li D32/35

OTHER PUBLICATIONS

“Innovative Pet Products—Facebook” available Oct. 11, 2020, [online], [site visited Jun. 16, 2021]. Retrieved from Internet, URL:https://www.facebook.com/innopetproducts/photos/a.1061545970682397/1332880810215577/?type=3&theater (Year: 2020).*
“Lickimat Casper” available May 30, 2020, [online], [site visited Jun. 16, 2021]. Retrieved from Internet, URL:https://www.amazon.com/Lickimat-Fish-Shaped-Feeders-Reduction-Alternative/dp/B089DQBBMP/ref=asc_df_B089DQBBMP/ (Year: 2020).*
“Lickimat Felix” available May 30, 2020, [online], [site visited Jun. 16, 2021]. Retrieved from Internet, URL:https://www.amazon.com/dp/B089DM4SSM/ref=emc_b_5_t (Year: 2020).*

* cited by examiner

Primary Examiner — W. A. Teddy Falloway
Assistant Examiner — Katrina N Gonzalez
(74) *Attorney, Agent, or Firm* — Mitchell Law PLLC;
Matthew W. Mitchell

(57) **CLAIM**

The ornamental design for an animal feeding mat, as shown.

DESCRIPTION

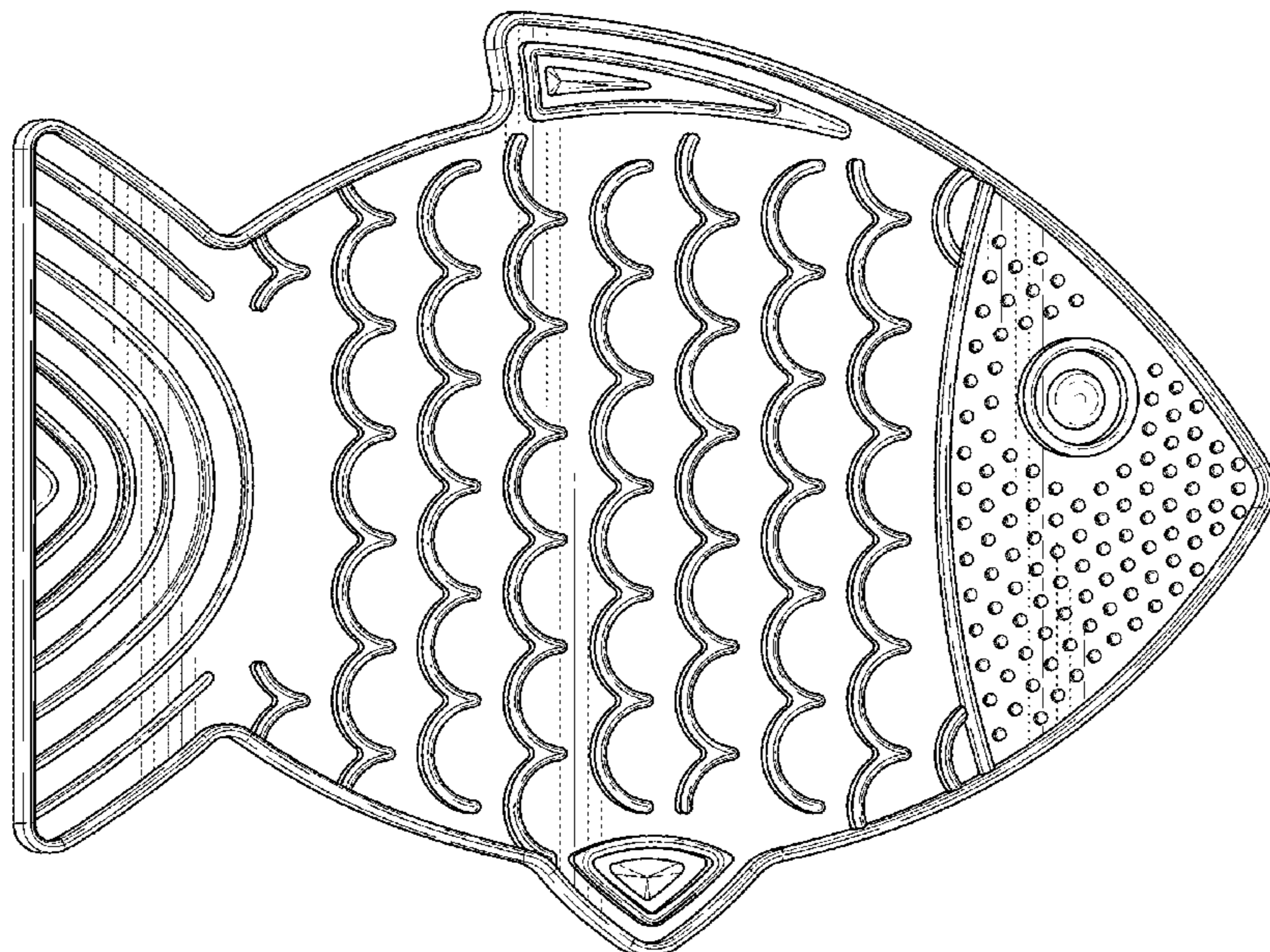
FIG. 1 is a front, left isometric view of the animal feeding mat of the present invention;
FIG. 2 is a top plan view thereof;
FIG. 3 is a right side view thereof;
FIG. 4 is a left-side view thereof;
FIG. 5 is a rear side view thereof;
FIG. 6 is a front side view thereof; and,
FIG. 7 is front, right isometric view thereof.

1 Claim, 5 Drawing Sheets

(56) **References Cited**

U.S. PATENT DOCUMENTS

D494,402 S * 8/2004 Scansetti A47K 3/002
D6/583
D550,408 S * 9/2007 Willinger D30/133
D623,360 S * 9/2010 Man D30/129
D623,361 S * 9/2010 Man D30/129
D671,278 S * 11/2012 Man D30/129
D717,504 S * 11/2014 Gailen D30/121
D749,274 S * 2/2016 Gailen D30/121
D807,078 S * 1/2018 Chen D6/589






FIG. 1




FIG. 2



FIG. 3



FIG. 4

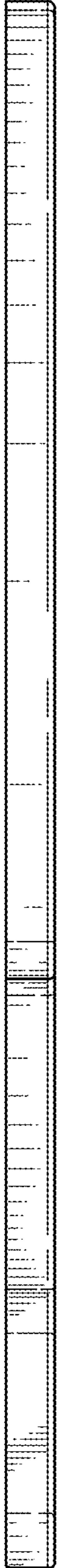


FIG. 5



FIG. 6




FIG. 7