

US00D927771S

(12) **United States Design Patent** (10) **Patent No.:** **US D927,771 S**
Wang (45) **Date of Patent:** **** Aug. 10, 2021**

(54) **ELECTRONIC CIGARETTE ASSEMBLY**
 (71) Applicant: **SHENZHEN SMOORE TECHNOLOGY LIMITED**, Shenzhen (CN)
 (72) Inventor: **Jianliang Wang**, Shenzhen (CN)
 (73) Assignee: **SHENZHEN SMOORE TECHNOLOGY LIMITED**, Shenzhen (CN)

D821,639 S *	6/2018	Dai	D27/162
D828,621 S *	9/2018	Qiu	D27/162
D831,270 S *	10/2018	Qiu	D27/162
D854,236 S *	7/2019	Qiu	D27/101
D855,249 S *	7/2019	Qiu	D27/162
D855,250 S *	7/2019	Qiu	D27/162
D863,672 S *	10/2019	Liu	D27/162
D871,666 S *	12/2019	Qiu	D27/163
D881,454 S *	4/2020	Wright	D27/162
D881,462 S *	4/2020	Wright	D27/162
D890,416 S *	7/2020	Ouyang	D27/162

* cited by examiner

(**) Term: **15 Years**

Primary Examiner — Marissa J Cash
Assistant Examiner — Rebecca Tsehaye

(21) Appl. No.: **29/712,639**

(74) *Attorney, Agent, or Firm* — JCIP Global Inc.

(22) Filed: **Nov. 11, 2019**

(57) **CLAIM**

(30) **Foreign Application Priority Data**

The ornamental design for an electronic cigarette assembly, as shown and described.

May 17, 2019 (CN) 201930242722.1

(51) **LOC (13) Cl.** **27-01**

(52) **U.S. Cl.**
USPC **D27/101**

DESCRIPTION

(58) **Field of Classification Search**
 USPC D27/101, 100, 106, 108, 163, 165–169,
 D27/172, 174, 175, 183, 186–190, 193,
 D27/195; D24/110; D9/516, 522, 523,
 D9/572; D23/366
 CPC A24F 47/002; A24F 47/004; A24F 47/006;
 A24F 47/008; A61M 15/06
 See application file for complete search history.

FIG. 1 is a perspective view of an electronic cigarette assembly where the atomizer and the battery are shown in an assembled state of use;
 FIG. 2 is an exploded view of the electronic cigarette assembly shown in FIG. 1, with the atomizer and the battery of the electronic cigarette assembly are shown in a separated state;
 FIG. 3 is a front view thereof;
 FIG. 4 is a rear view thereof;
 FIG. 5 is a left view thereof;
 FIG. 6 is a right view thereof;
 FIG. 7 is a top view thereof; and,
 FIG. 8 is a bottom view thereof.

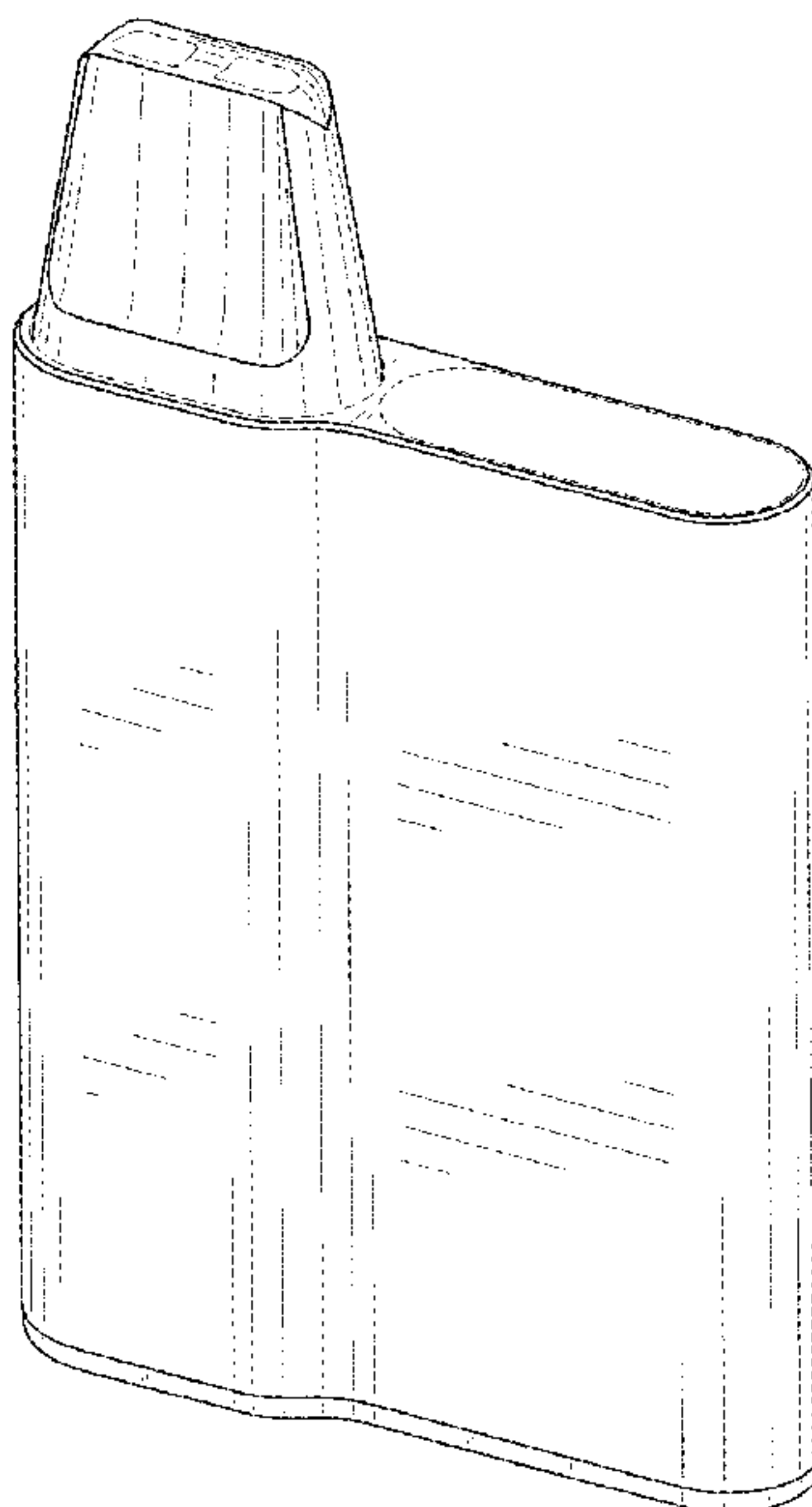
(56) **References Cited**

U.S. PATENT DOCUMENTS

D732,962 S *	6/2015	Hawry	D9/523
D809,191 S *	1/2018	Li	D27/101
D814,693 S *	4/2018	Qiu	D27/101
D819,882 S *	6/2018	Qiu	D27/101

The broken line portions of the electronic cigarette assembly in FIGS. 1-2 and 5-8 represent portions of the electronic cigarette assembly and form no part of the claimed design.

1 Claim, 6 Drawing Sheets



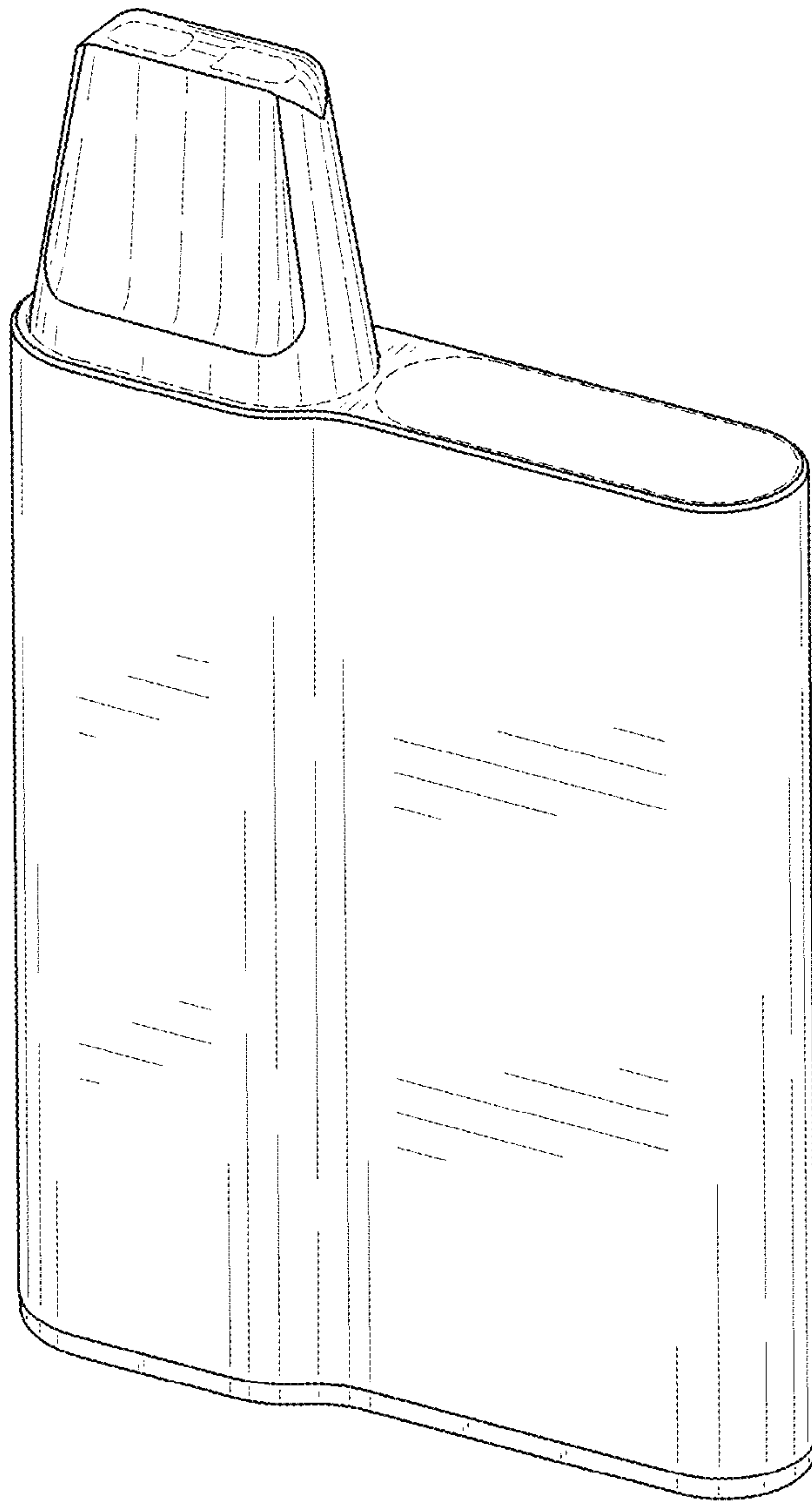


FIG. 1

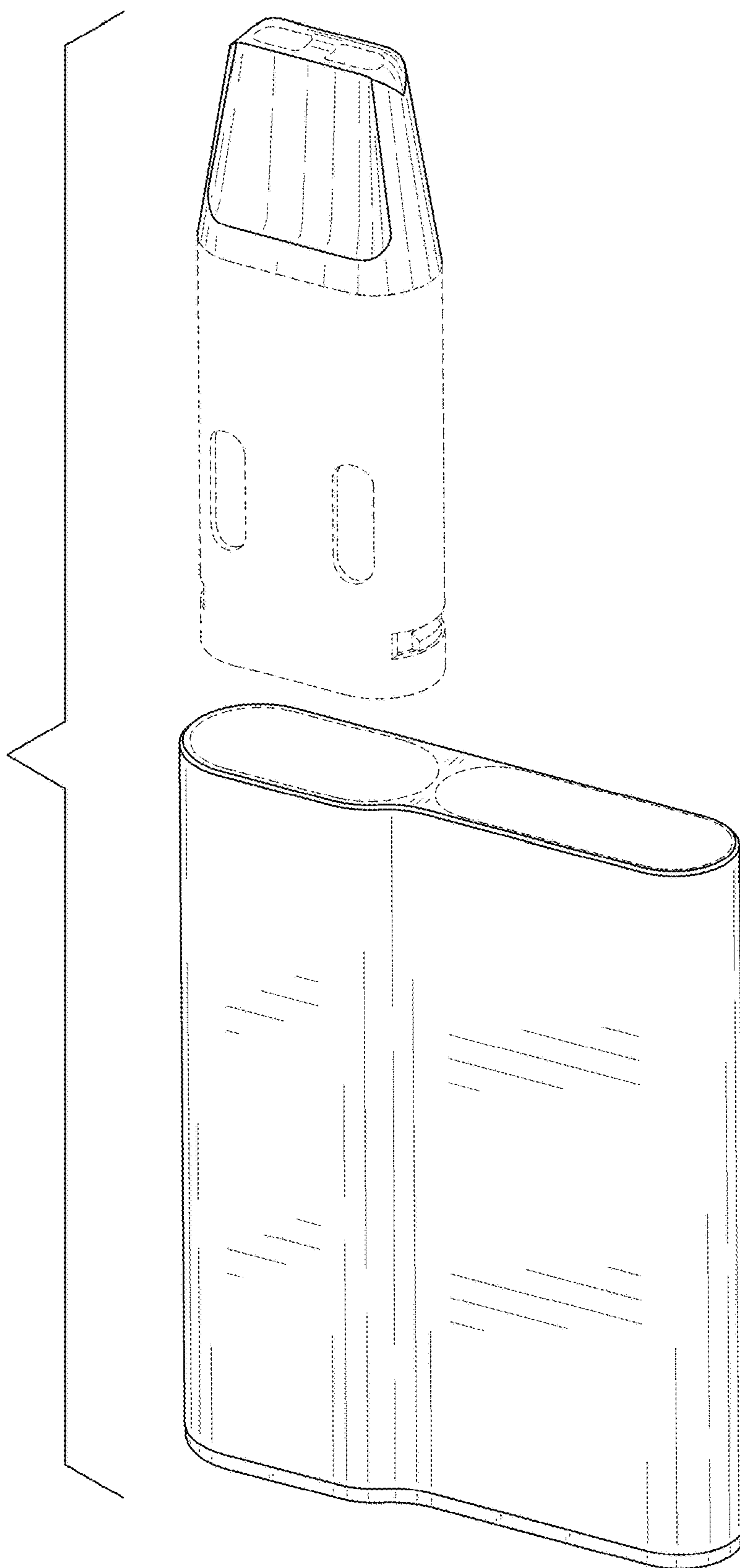


FIG. 2



FIG. 3




FIG. 4




FIG. 5

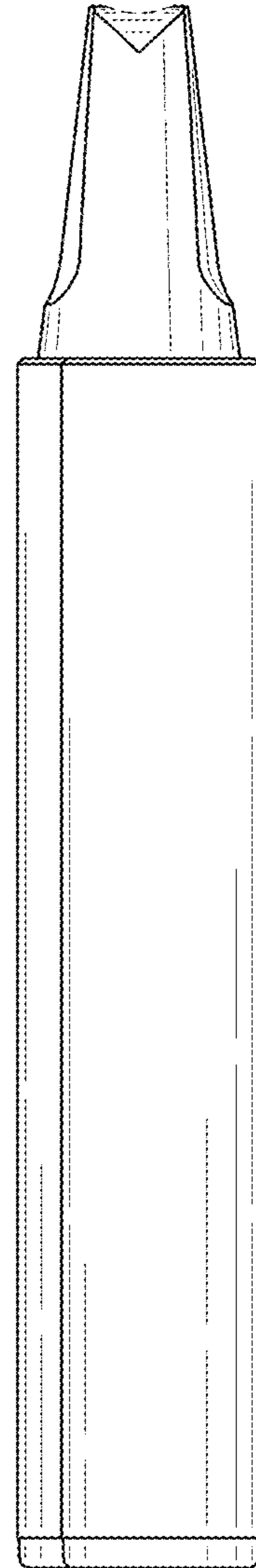


FIG. 6

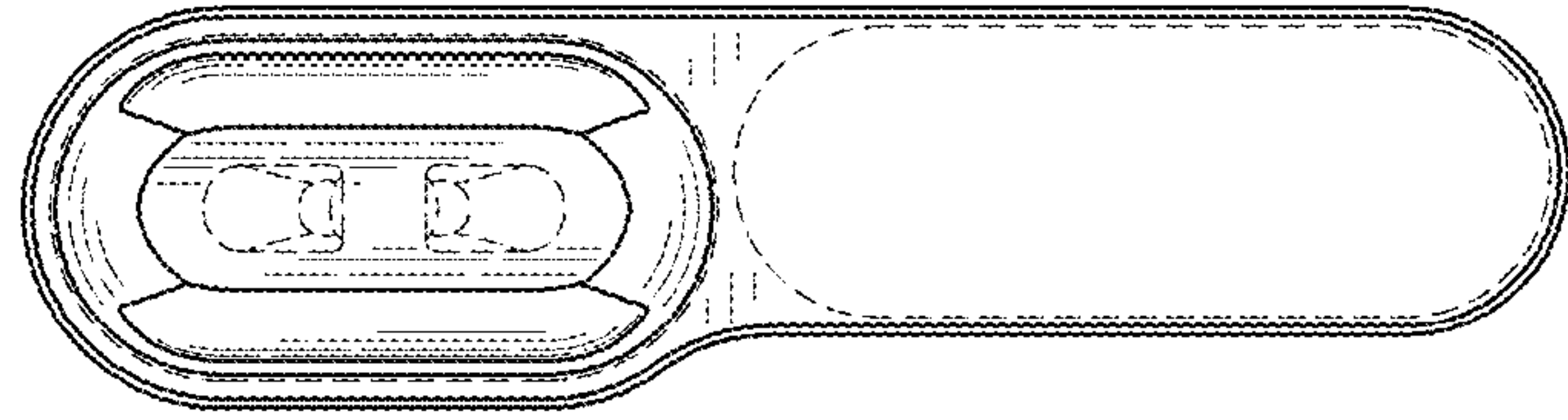


FIG. 7

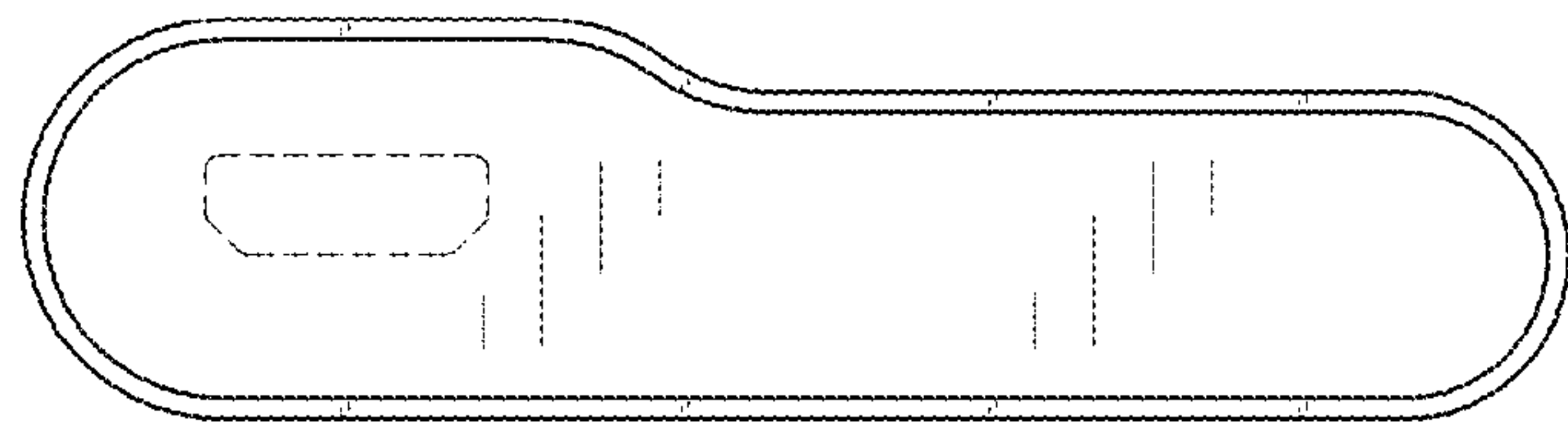


FIG. 8