



US00D927743S

(12) **United States Design Patent** (10) **Patent No.:** **US D927,743 S**
Lin (45) **Date of Patent:** **** Aug. 10, 2021**

(54) **AUTOMOBILE TAIL LIGHT**
(71) Applicant: **Chi-Chung Lin**, Hsinchu (TW)
(72) Inventor: **Chi-Chung Lin**, Hsinchu (TW)
(**) Term: **15 Years**
(21) Appl. No.: **29/729,667**
(22) Filed: **Mar. 30, 2020**
(51) **LOC (13) Cl.** **26-06**
(52) **U.S. Cl.**
USPC **D26/28**
(58) **Field of Classification Search**
USPC D26/28, 29, 30, 31, 32, 33, 34, 35, 36,
D26/44
CPC F21S 48/00; F21S 48/10; F21S 48/115;
F21S 48/225; F21S 48/1233; F21S
48/1266; F21S 48/1388; F21S 48/2268;
F21V 21/04; F21W 2103/35; F21W 3/40;
F21W 2102/17; F21W 2102/30; F21W
2103/00; F21W 2103/55; F21W 2104/00;
F21W 2107/17; F21W 2107/13
See application file for complete search history.

D470,614 S 2/2003 Chuang et al.
D471,303 S 3/2003 Pan et al.
D472,994 S 4/2003 Horowitz
D472,996 S 4/2003 Horowitz
D473,666 S 4/2003 Horowitz
D475,473 S 6/2003 Horowitz
D475,474 S 6/2003 Hsieh et al.
D477,677 S 7/2003 Wu
D481,474 S 10/2003 Yang
D483,886 S 12/2003 Horowitz
D485,936 S 1/2004 Tsai
D488,584 S 4/2004 Tsai
D491,299 S 6/2004 Simmons et al.
D540,967 S 4/2007 Rogers
D553,766 S 10/2007 Golden et al.
D584,839 S 1/2009 Choi et al.
D591,231 S 4/2009 Wung et al.
D602,618 S 10/2009 Krugger et al.
D631,995 S 2/2011 Huschke
D694,291 S 11/2013 Hottmann et al.
D761,979 S 7/2016 Wu
D787,723 S 5/2017 Wu

(Continued)

Primary Examiner — Angela J Lee
(74) *Attorney, Agent, or Firm* — Alexander Chen, Esq.

(57) **CLAIM**

The ornamental design for an automobile tail light, as shown and described.

(56) **References Cited**

U.S. PATENT DOCUMENTS

D388,200 S 12/1997 Tomforde et al.
D449,898 S 10/2001 Horowitz
D456,919 S 5/2002 Horowitz
D460,205 S 7/2002 Horowitz
D460,833 S 7/2002 Horowitz
D464,748 S 10/2002 Horowitz
D466,574 S 12/2002 Vito
D467,019 S 12/2002 Horowitz
D467,366 S 12/2002 Shiesh
D468,036 S 12/2002 Horowitz
D468,462 S 1/2003 Horowitz
D469,554 S 1/2003 Horowitz
D470,259 S 2/2003 Horowitz

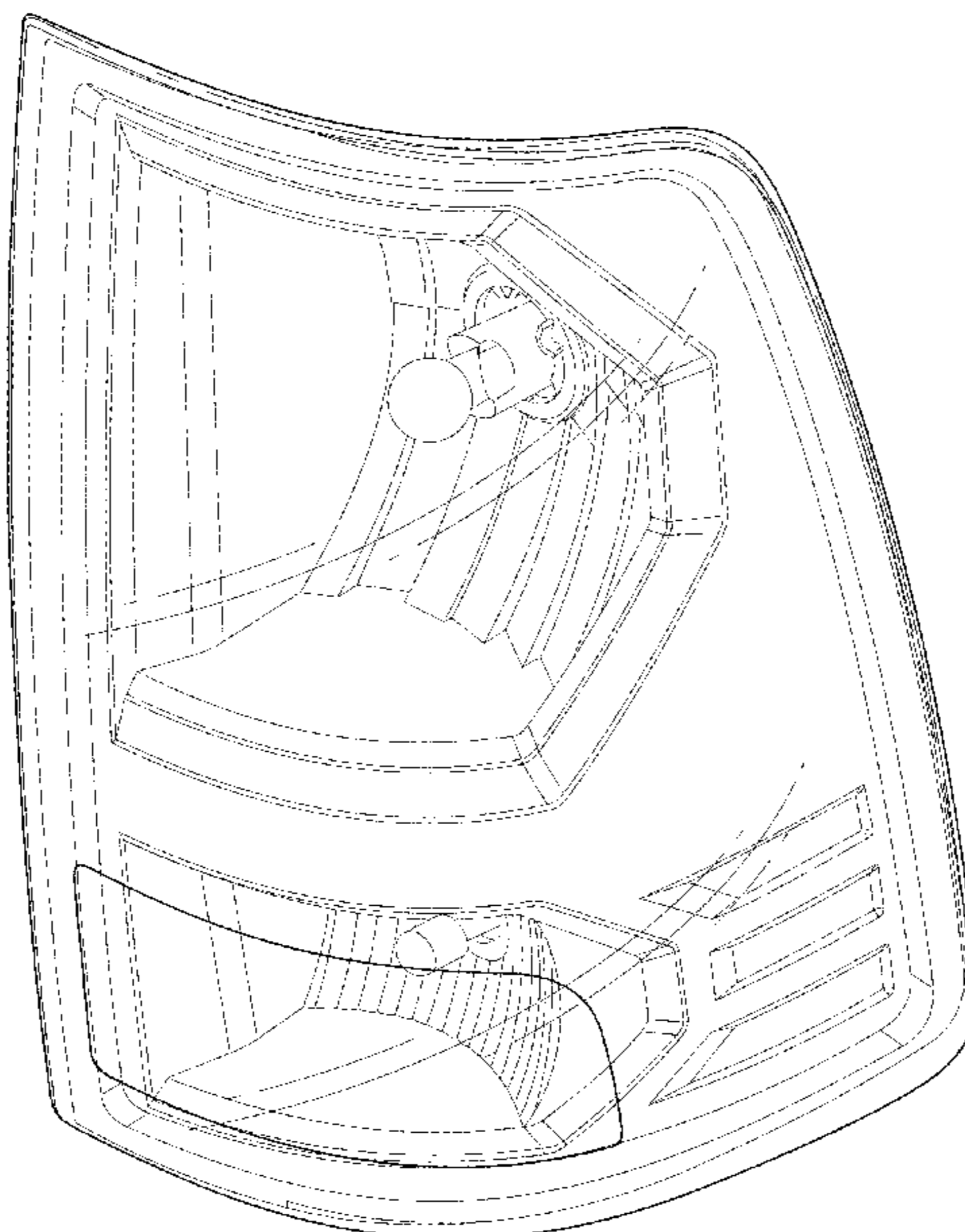
DESCRIPTION

FIG. 1 is a perspective view of an automobile tail light; FIG. 2 is a front view thereof; FIG. 3 is a side view thereof; FIG. 4 is a top view thereof; and, FIG. 5 is a bottom view thereof.

The broken lines are included to show environmental structure and form no part of the claimed design.

The claim includes a second embodiment which is a mirror image symmetrical to the one shown in FIGS. 1-5.

1 Claim, 5 Drawing Sheets



(56)

References Cited

U.S. PATENT DOCUMENTS

D804,691	S	12/2017	Lin	
D825,831	S	8/2018	Lin	
D830,590	S	10/2018	Lai	
D835,310	S	12/2018	Thomas	
D848,039	S *	5/2019	Conway D26/28
D866,851	S	11/2019	Lai	
D871,660	S	12/2019	Lai	
D881,427	S *	4/2020	Ninov D26/28
D887,046	S *	6/2020	Lin D26/28
D893,770	S *	8/2020	Lin D26/28
D895,178	S *	9/2020	Luo D26/28
D895,861	S *	9/2020	Lin D26/28
D896,414	S *	9/2020	Lin D26/28
D896,415	S *	9/2020	Lin D26/28
D899,642	S *	10/2020	Yang D26/28
D901,046	S *	11/2020	Yang D26/28
D903,159	S *	11/2020	Zipfel D26/28
D905,305	S *	12/2020	Lin D26/28
D908,258	S *	1/2021	Lin D26/28

* cited by examiner

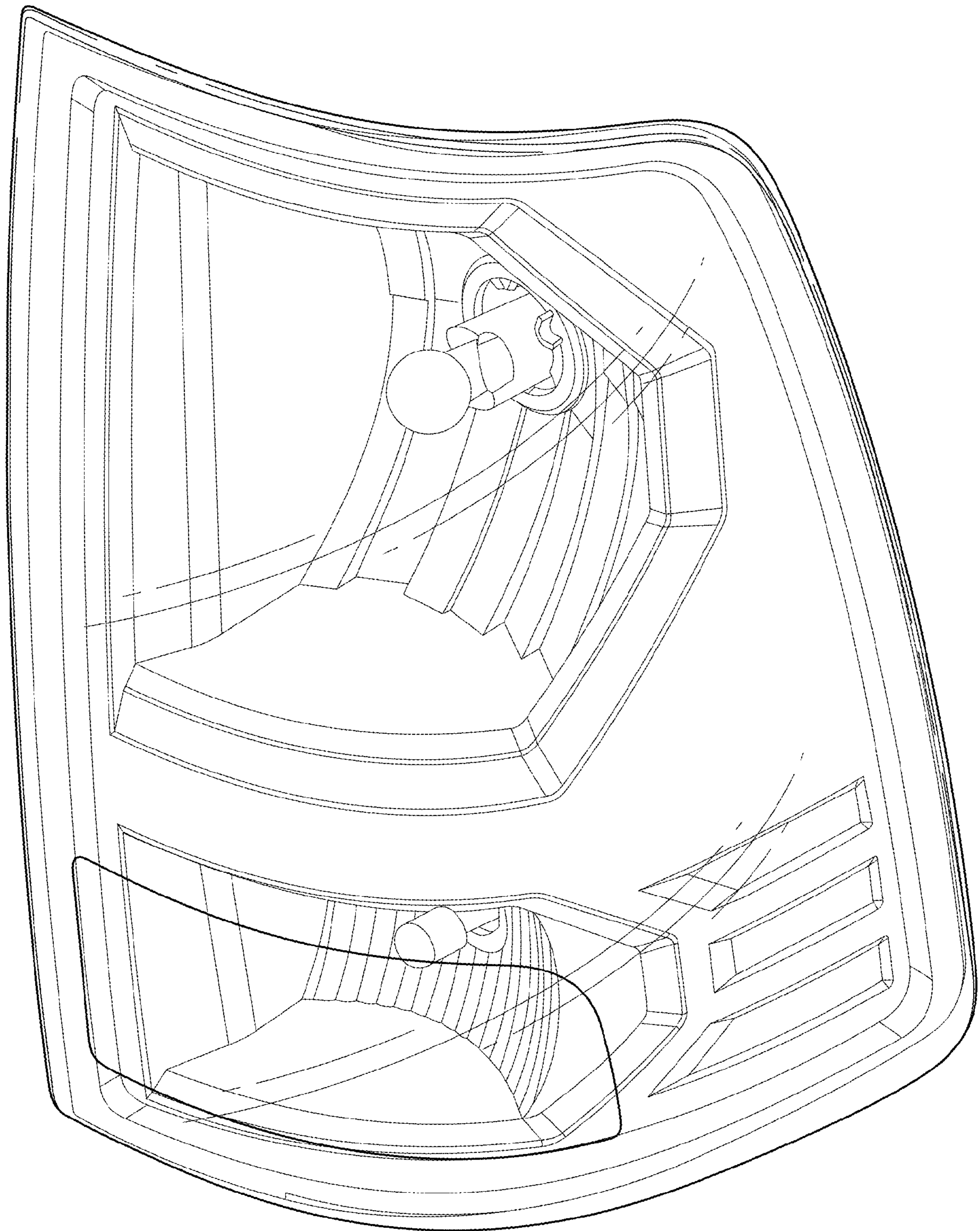


FIG. 1




FIG. 2

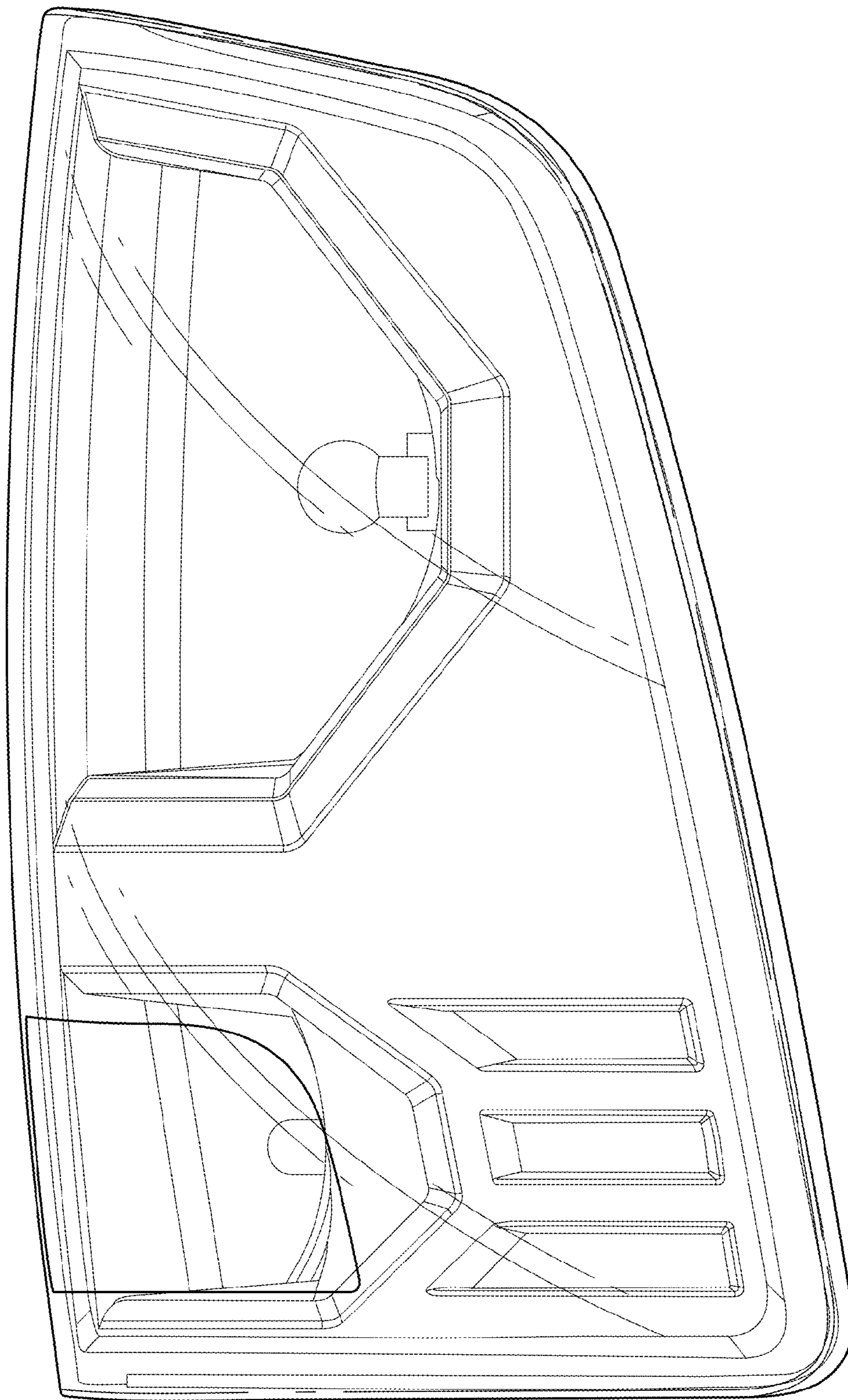


FIG. 3

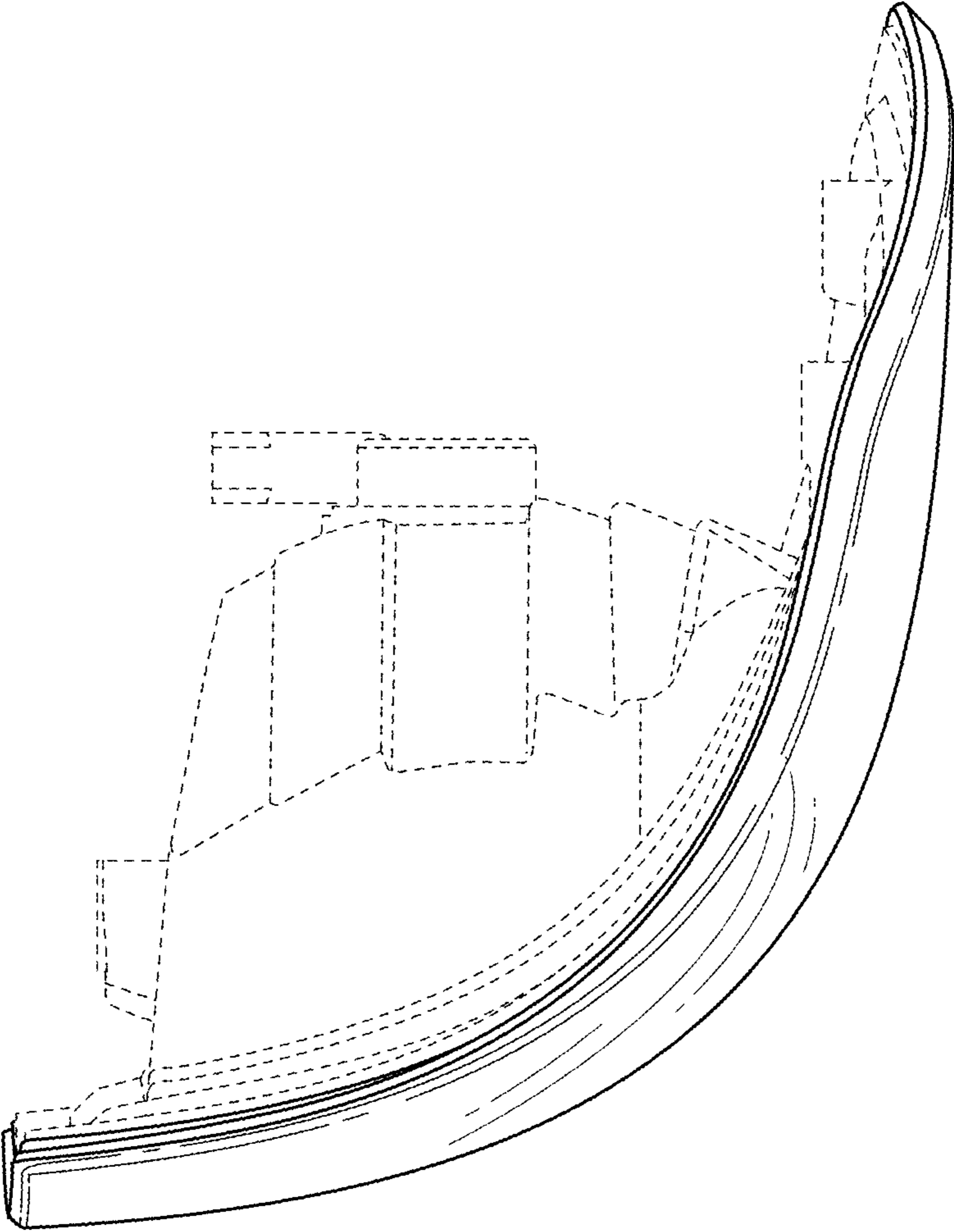


FIG. 4

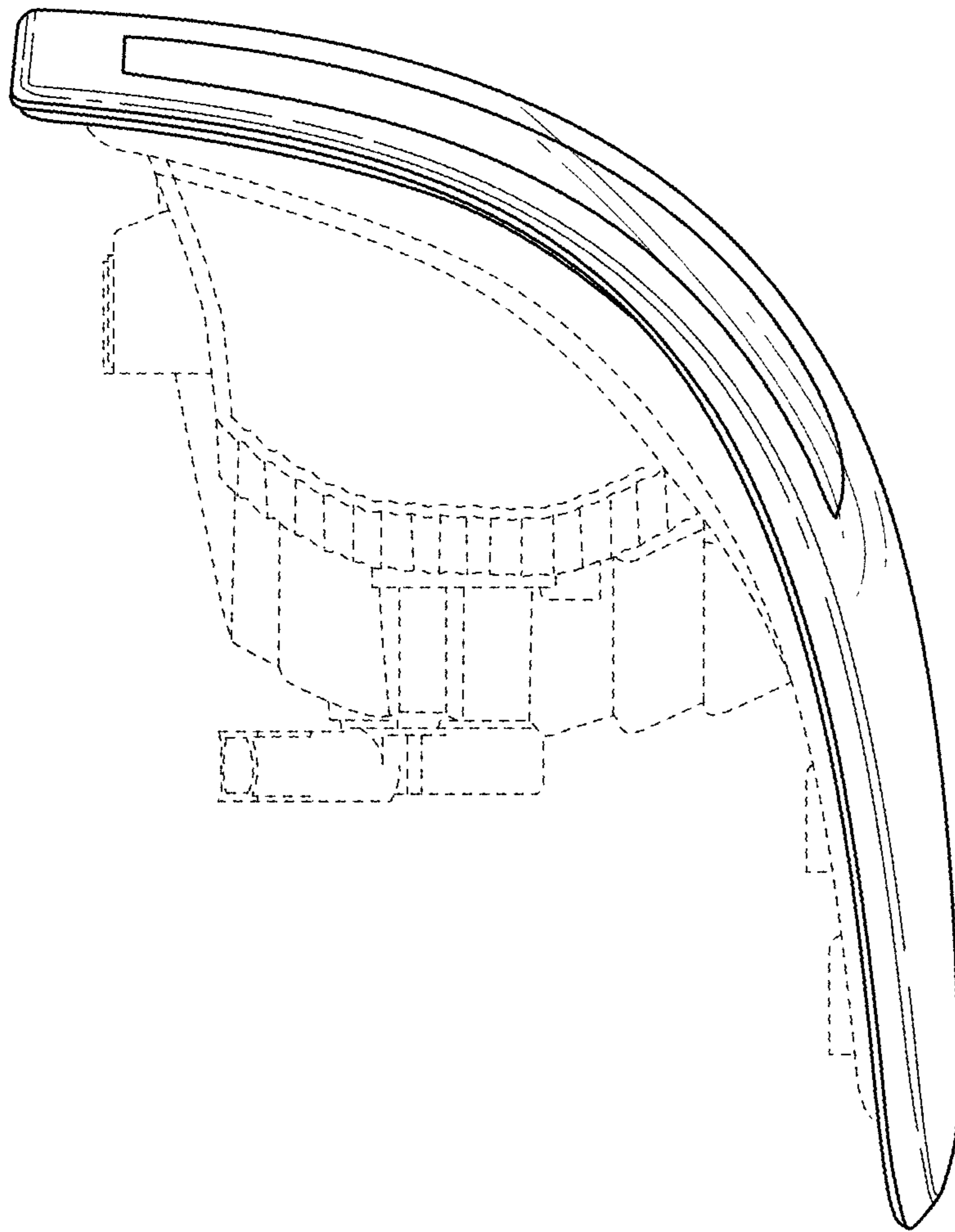


FIG. 5