



US00D927730S

(12) **United States Design Patent** (10) **Patent No.:** **US D927,730 S**  
**Luczycki et al.** (45) **Date of Patent:** **\*\* Aug. 10, 2021**

(54) **SECURITY FENCE PANEL**

FOREIGN PATENT DOCUMENTS

(71) Applicant: **Fortress Iron, LP**, Garland, TX (US)

FR 2334810 A1 7/1977  
FR 2780432 A1 12/1999

(72) Inventors: **Geoff T. Luczycki**, Garland, TX (US);  
**Kevin T. Burt**, Dallas, TX (US)

(Continued)

(73) Assignee: **Fortress Iron, LP**, Garland, TX (US)

OTHER PUBLICATIONS

(\*\*) Term: **15 Years**

323119.53\_citadel-ares-submittial <https://fortressbp.com/Documents/ARES-Fencing-Sales-Sheet.pdf> Jun. 30, 2020 (Year: 2020).\*

(Continued)

(21) Appl. No.: **29/709,697**

*Primary Examiner* — Leanne Was-Englehart

(22) Filed: **Oct. 16, 2019**

(74) *Attorney, Agent, or Firm* — Foley & Lardner LLP;  
John J. May

(51) **LOC (13) Cl.** ..... **25-01**

(57) **CLAIM**

(52) **U.S. Cl.**  
USPC ..... **D25/42**

The ornamental design for a security fence panel, as shown and described.

(58) **Field of Classification Search**  
USPC ..... D25/38.1, 39, 42, 43, 44, 45, 138  
CPC ... E04H 17/003; E04H 17/14; E04H 17/1408;  
E04H 17/1417; E04H 17/143; E04H  
17/1434; E04H 17/1443; E04H 17/20;  
E04H 17/24; E04H 2017/1452  
See application file for complete search history.

**DESCRIPTION**

FIG. 1 is a front perspective view of a security fence panel with broken lines indicating a call-out location for the detail view of FIG. 7;  
FIG. 2 is a front elevation view of the security fence panel shown in FIG. 1;  
FIG. 3 is a rear elevation view of the security fence panel shown in FIG. 1;  
FIG. 4 is a left side elevation view of the security fence panel shown in FIG. 1;  
FIG. 5 is a right side elevation view of the security fence panel shown in FIG. 1;  
FIG. 6 is a top plan view of the security fence panel shown in FIG. 1; and,  
FIG. 7 is a detail view of the security fence panel shown in FIG. 1 with a broken line border matching the broken line call-out location of FIG. 1.  
The broken lines in FIGS. 1-5 depicting portions of the security fence panel and the dash-dot lines indicating a boundary of the claimed design form no part of the claimed design.

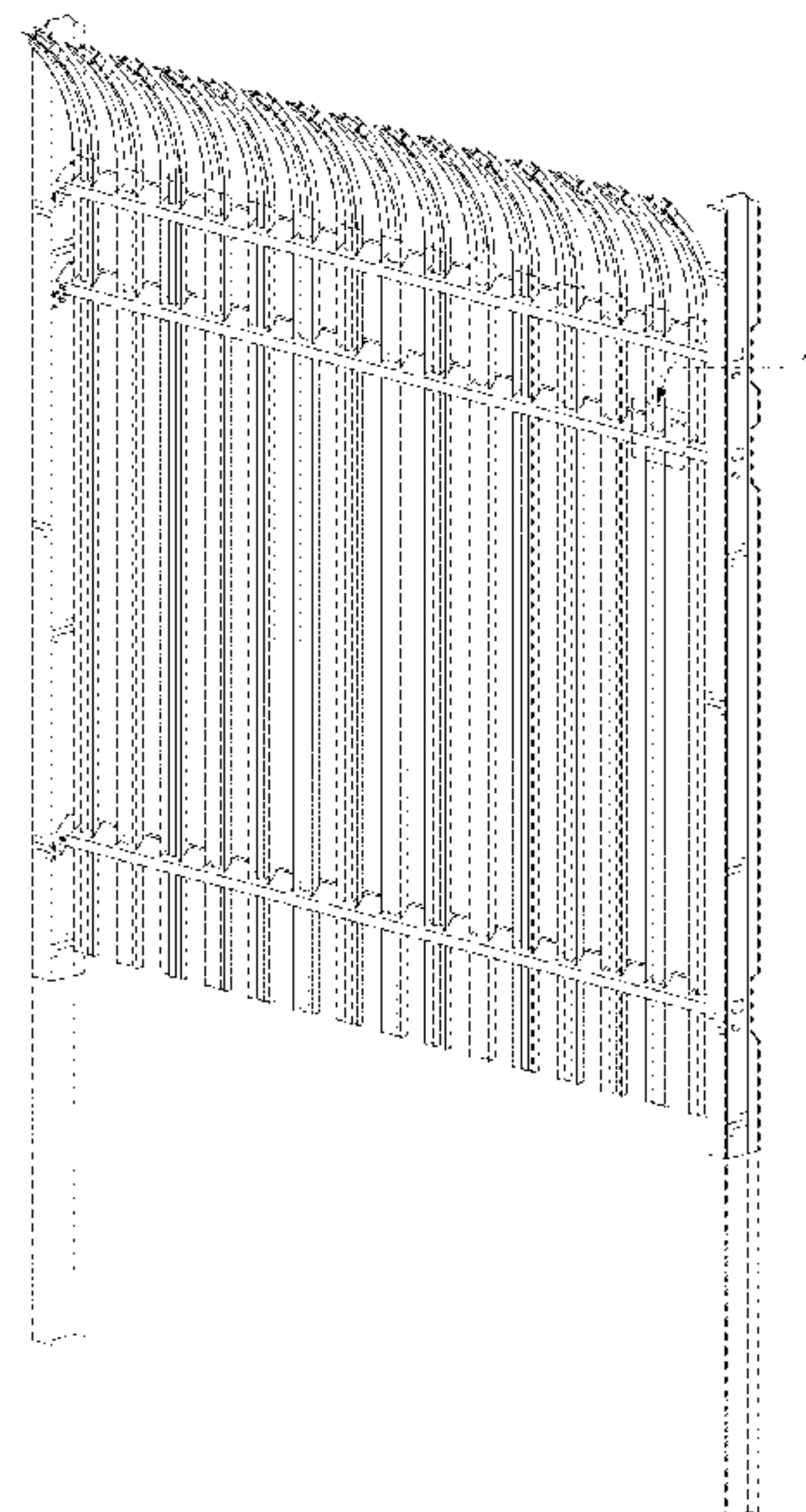
(56) **References Cited**

U.S. PATENT DOCUMENTS

1,911,087 A 8/1931 Rasmussen  
1,956,767 A 5/1934 Kibler  
1,970,737 A 8/1934 Cole  
2,919,113 A \* 12/1959 Cofield ..... E04H 17/1434  
256/65.11  
3,225,501 A 12/1965 Mccaron  
3,397,866 A 8/1968 Hockett  
3,604,686 A 9/1971 Parisien  
3,879,017 A 4/1975 Maxcy et al.  
4,075,473 A 2/1978 Winston  
4,360,285 A 11/1982 Magness

(Continued)

**1 Claim, 6 Drawing Sheets**



(56)

References Cited

U.S. PATENT DOCUMENTS

4,576,507 A 3/1986 Terio  
 4,690,440 A 9/1987 Rogers  
 4,723,760 A 2/1988 O'Sullivan  
 4,780,020 A 10/1988 Terio  
 4,809,955 A 3/1989 Veilleux  
 4,858,383 A 8/1989 Kendig  
 4,871,203 A 10/1989 Rogers  
 4,964,618 A 10/1990 Kennedy et al.  
 4,979,817 A 12/1990 Crisp, Sr.  
 4,989,835 A 2/1991 Hirsh  
 5,136,813 A 8/1992 Gibbs et al.  
 5,167,049 A 12/1992 Gibbs  
 5,272,838 A 12/1993 Gibbs  
 5,275,382 A 1/1994 Charbaut et al.  
 5,345,723 A 9/1994 Gibbs  
 5,443,244 A 8/1995 Gibbs  
 5,702,090 A 12/1997 Edgman  
 6,041,486 A 3/2000 Forbis  
 6,173,944 B1 1/2001 McCarthy  
 6,176,043 B1 1/2001 Gibbs  
 6,254,064 B1 7/2001 Gibbs  
 D465,856 S 11/2002 Givens et al.  
 D466,620 S 12/2002 Givens et al.  
 D467,669 S 12/2002 Givens et al.  
 D468,028 S 12/2002 Givens et al.  
 6,672,569 B2 1/2004 Deeley  
 6,684,477 B2 2/2004 Crissey  
 6,739,583 B2 5/2004 Ryon  
 6,752,386 B1 6/2004 Bundy  
 D495,434 S 8/2004 Cooper  
 6,796,549 B1 9/2004 Lester  
 6,811,145 B2 11/2004 Gibbs et al.  
 6,824,123 B2 11/2004 Larsen et al.  
 6,874,765 B2 4/2005 Deeley  
 6,874,767 B1 4/2005 Gibbs  
 6,883,786 B2 4/2005 Bebendorf  
 6,969,051 B1 11/2005 Gibbs  
 7,071,439 B2 7/2006 Gibbs et al.  
 7,086,642 B1 8/2006 O'Brien  
 7,090,202 B1 8/2006 O'Brien  
 D534,792 S 1/2007 Cooper  
 7,159,853 B2 1/2007 Gibbs et al.  
 7,188,826 B1 3/2007 Gibbs  
 7,282,659 B1 10/2007 Gibbs et al.  
 7,325,787 B1 2/2008 Gibbs  
 D566,292 S \* 4/2008 Gibbs ..... D25/119  
 D572,374 S \* 7/2008 Gibbs ..... D25/119  
 D573,270 S 7/2008 Gibbs  
 7,396,002 B1 7/2008 Gibbs  
 7,441,751 B1 10/2008 Gibbs  
 7,461,833 B1 12/2008 Gibbs

7,475,868 B1 1/2009 Gibbs  
 7,500,655 B1 3/2009 Smith et al.  
 7,621,510 B2 11/2009 Gibbs et al.  
 7,651,073 B1 1/2010 Gibbs  
 D609,551 S 2/2010 Gibbs  
 7,661,656 B1 2/2010 Gibbs et al.  
 D620,128 S 7/2010 Gibbs  
 D622,870 S 8/2010 Gibbs  
 7,896,318 B1 3/2011 Gibbs et al.  
 7,942,384 B1 5/2011 Gibbs  
 7,980,534 B1 7/2011 Gibbs et al.  
 D655,826 S 3/2012 Gibbs  
 8,382,070 B1 2/2013 Gibbs  
 8,403,303 B2 3/2013 Payne et al.  
 8,413,332 B2 4/2013 Duffy et al.  
 8,413,965 B2 4/2013 Duffy et al.  
 8,523,150 B2 9/2013 Gibbs et al.  
 8,720,866 B1 5/2014 Gibbs  
 8,887,370 B2 11/2014 Payne et al.  
 9,151,075 B2 10/2015 Duffy et al.  
 9,551,164 B2 1/2017 Duffy et al.  
 9,840,854 B1 12/2017 Gibbs et al.  
 9,963,905 B2 5/2018 Duffy et al.  
 D826,427 S \* 8/2018 Filiba ..... D25/45  
 D828,579 S \* 9/2018 Saltijeral ..... D25/42  
 D836,799 S 12/2018 Flusche et al.  
 10,533,340 B1 1/2020 Ohanesian  
 D899,626 S 10/2020 Muc  
 2002/0000545 A1 1/2002 Pettit et al.  
 2003/0197163 A1 \* 10/2003 Deeley ..... E04H 17/003  
 256/22  
 2003/0209700 A1 11/2003 Gibbs  
 2005/0040382 A1 2/2005 Gibbs et al.  
 2005/0092978 A1 5/2005 Gibbs et al.  
 2005/0199864 A1 9/2005 Gibbs et al.  
 2008/0237561 A1 10/2008 Cozby  
 2009/0026431 A1 1/2009 Tremblay et al.  
 2010/0288988 A2 11/2010 Gibbs et al.

FOREIGN PATENT DOCUMENTS

GB 0 897 247 A 5/1962  
 WO WO-2010/094081 8/2010  
 WO WO-2010/121789 A2 10/2010  
 WO WO-2014/057278 4/2014

OTHER PUBLICATIONS

ARES-Fencing-Sales-Sheet [https://www.arcat.com/cad/fortresf/323119.53\\_citadel-ares-submittial.pdf](https://www.arcat.com/cad/fortresf/323119.53_citadel-ares-submittial.pdf) Mar. 4, 2020 (Year: 2020).\*  
 International Search Report and Written Opinion on International Application No. PCT/US2020/055684, dated Jan. 21, 2021, 9 pages.

\* cited by examiner



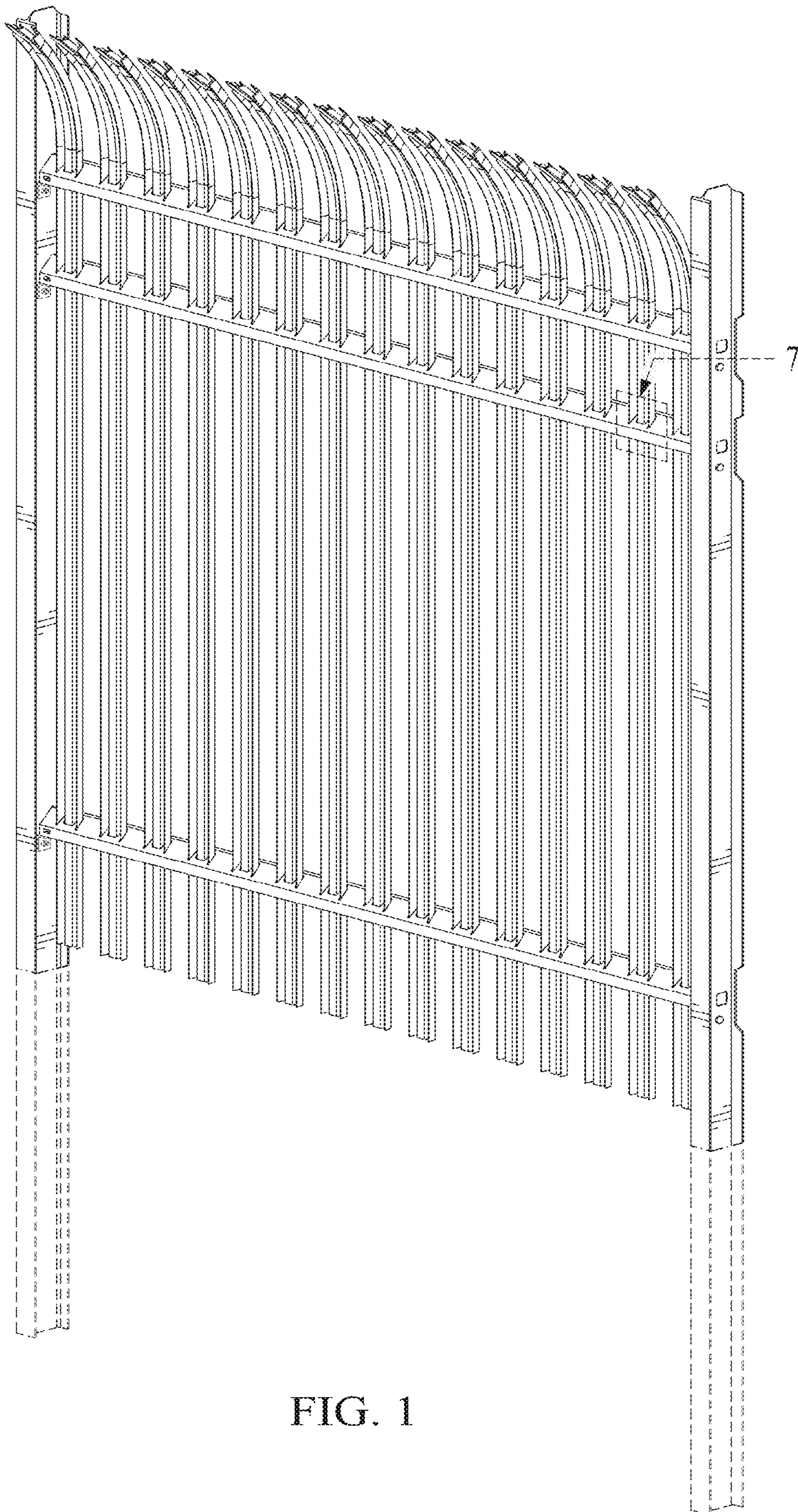


FIG. 1



FIG. 2

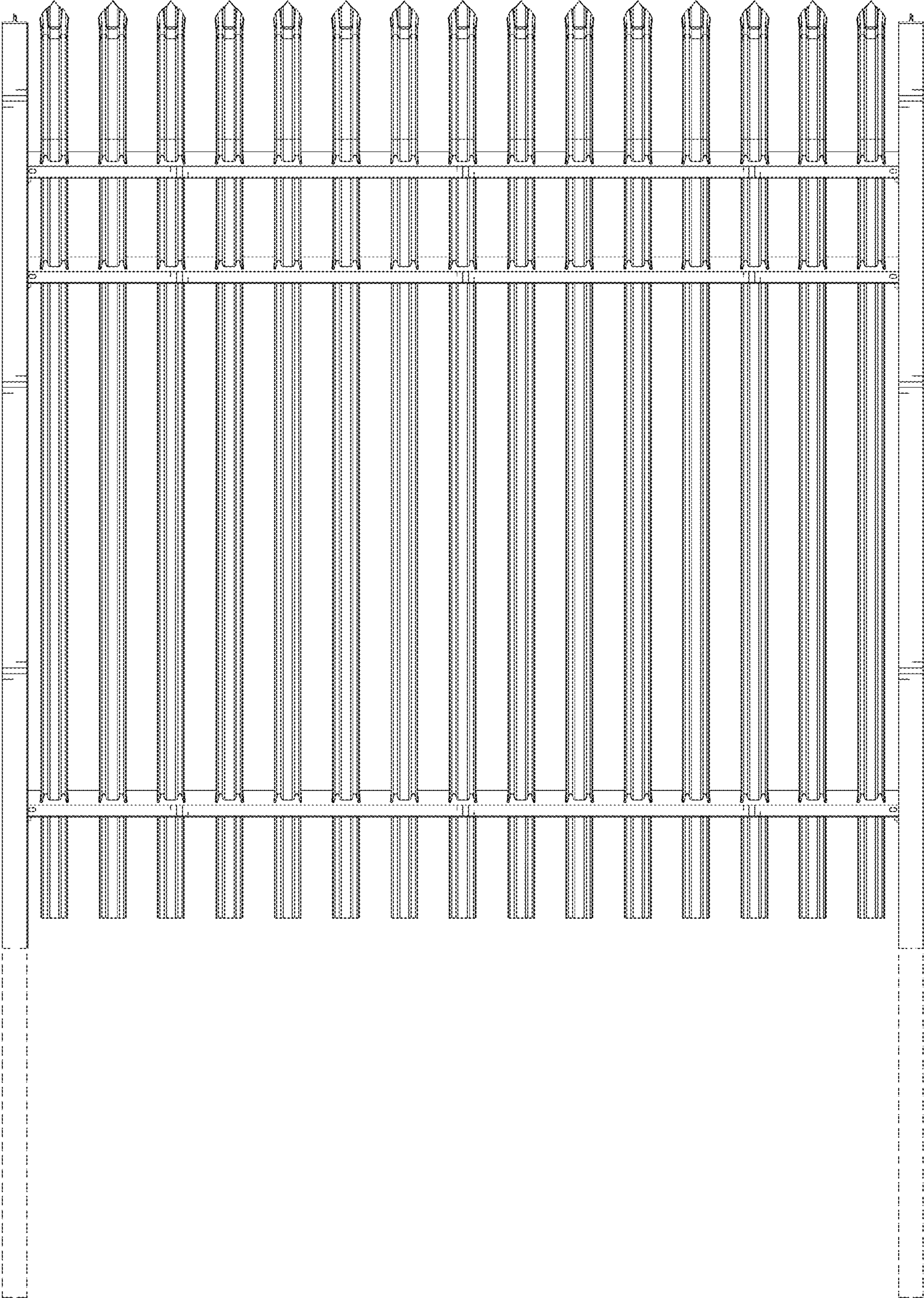
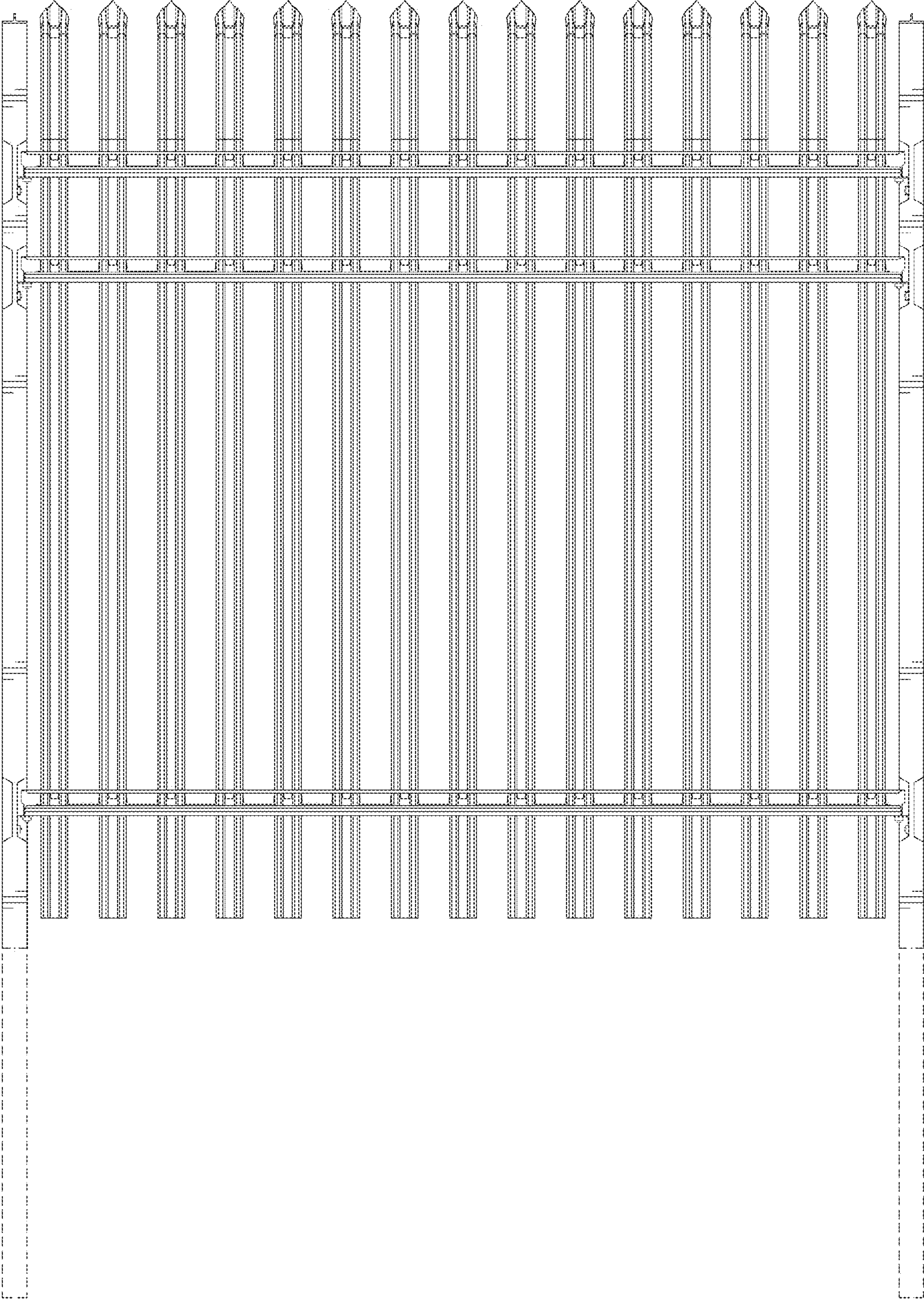




FIG. 3



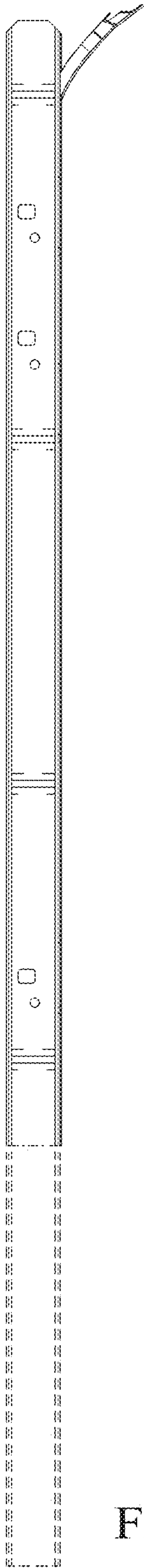


FIG. 4

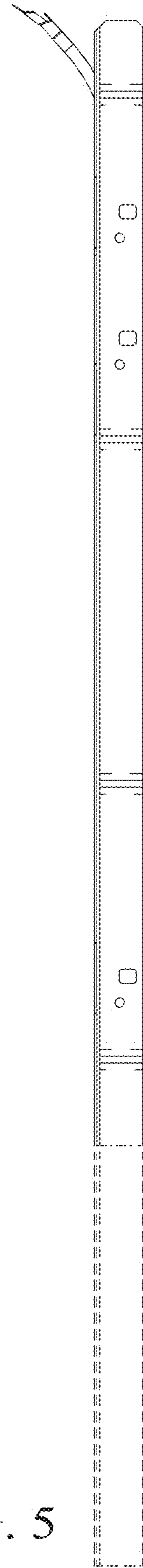


FIG. 5

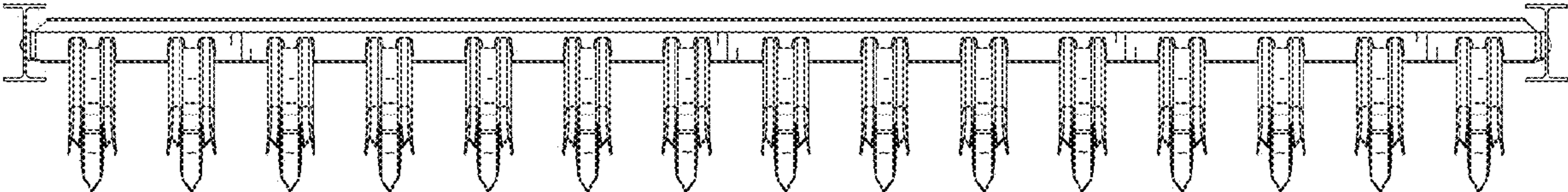


FIG. 6



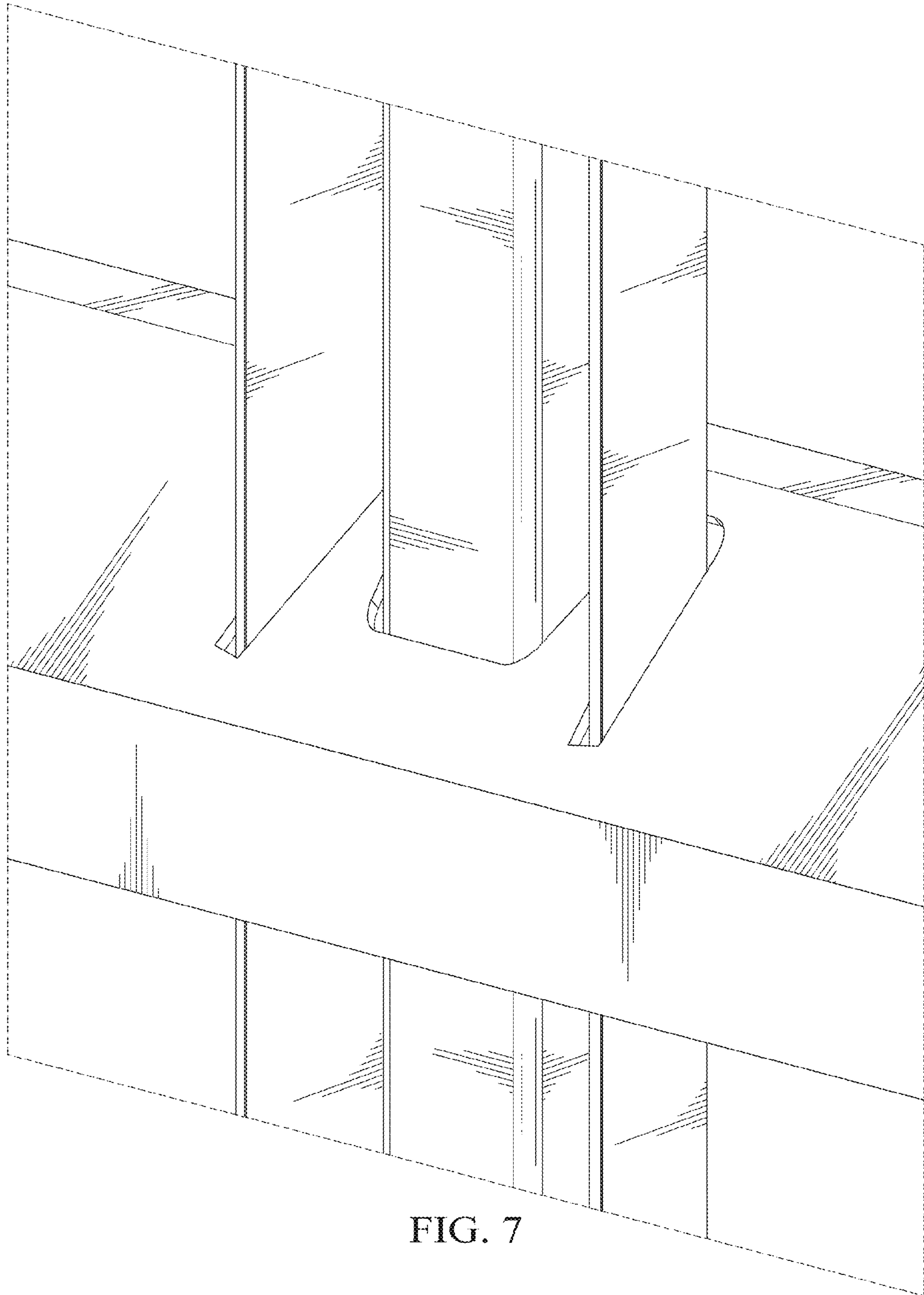


FIG. 7