US00D927723S

(12) United States Design Patent

Nelsen

(10) Patent No.: US D927,723 S
(45) Date of Patent: ** *Aug. 10, 2021

(54) **SED RATE INSTRUMENT**

(71) Applicant: **ALCOR Scientific, Inc.**, Smithfield, RI (US)

(72) Inventor: **Daniel Joseph Nelsen**, Central Falls, RI (US)

(73) Assignee: **Alcor Scientific, Inc.**, Smithfield, RI (US)

(*) Notice: This patent is subject to a terminal disclaimer.

(**) Term: **15 Years**

(21) Appl. No.: **29/665,305**

(22) Filed: **Oct. 2, 2018**

(51) **LOC (13) Cl.** **24-01**

(52) **U.S. Cl.**
USPC **D24/216**

(58) **Field of Classification Search**
USPC D24/170, 177, 185, 186, 216–219, 225, D24/231–234; D10/81
CPC G01N 2035/00306; G01N 2035/00326; G01N 2035/00336; G01N 2035/00366; G01N 2035/00495; G01N 2035/00544; G01N 33/53; G01N 2035/00138; G01N 2035/00168
See application file for complete search history.

(56) **References Cited**

U.S. PATENT DOCUMENTS

D535,403	S	*	1/2007	Isozaki	D24/232
D549,827	S	*	8/2007	Maeno	D24/169
D640,378	S	*	6/2011	Okawa	D24/186
D674,912	S	*	1/2013	O'Sullivan	D24/169
D693,928	S	*	11/2013	Chung	D24/169
D694,899	S	*	12/2013	Cook	D24/216
D783,175	S	*	4/2017	Hosokawa	D24/216
D821,601	S	*	6/2018	Henderson	D24/216
D852,661	S	*	7/2019	Park	D10/81
D854,188	S	*	7/2019	Schaeken	D24/232
D869,684	S	*	12/2019	Ma	D24/232
2010/0120129	A1	*	5/2010	Amshey	B01L 3/50273 435/270
2016/0228876	A1	*	8/2016	Chu	G01N 21/6486

OTHER PUBLICATIONS

MiniiSED™, posted at alcorscientific.com, no posting date, retrieved Dec. 17, 2019, online, URL: https://alcorscientific.com/clinical-laboratory/miniised-2/ (Year: 2019).*

* cited by examiner

Primary Examiner — Lilyana Bekic
Assistant Examiner — Mary Shannon Malley
(74) *Attorney, Agent, or Firm* — Adler Pollock & Sheehan P.C.; Daniel J Holmander, Esq.

(57) **CLAIM**

The ornamental design for a SED rate instrument, as shown and described.

DESCRIPTION

FIG. **1** is a perspective view of an SED rate instrument in accordance with the subject disclosure.
FIG. **2** is a front view thereof.
FIG. **3** is a rear view thereof.
FIG. **4** is a left side view thereof.
FIG. **5** is a right side view thereof.
FIG. **6** is a top view thereof; and,
FIG. **7** is a bottom view thereof.
The broken lines in FIGS. **1-7** show portions of the SED rate instrument that form no part of the claimed design. Additionally, in FIG. **7** the unshaded surfaces in between the solid and broken lines form no part of the claimed design.

1 Claim, 7 Drawing Sheets

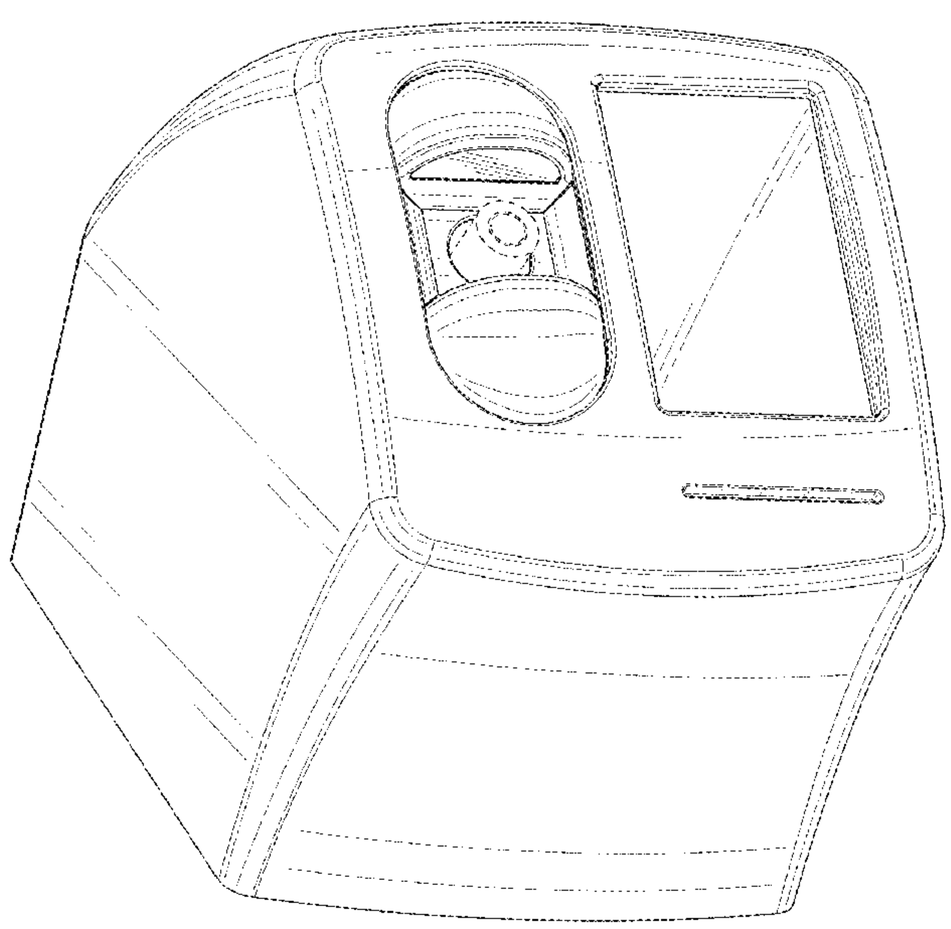

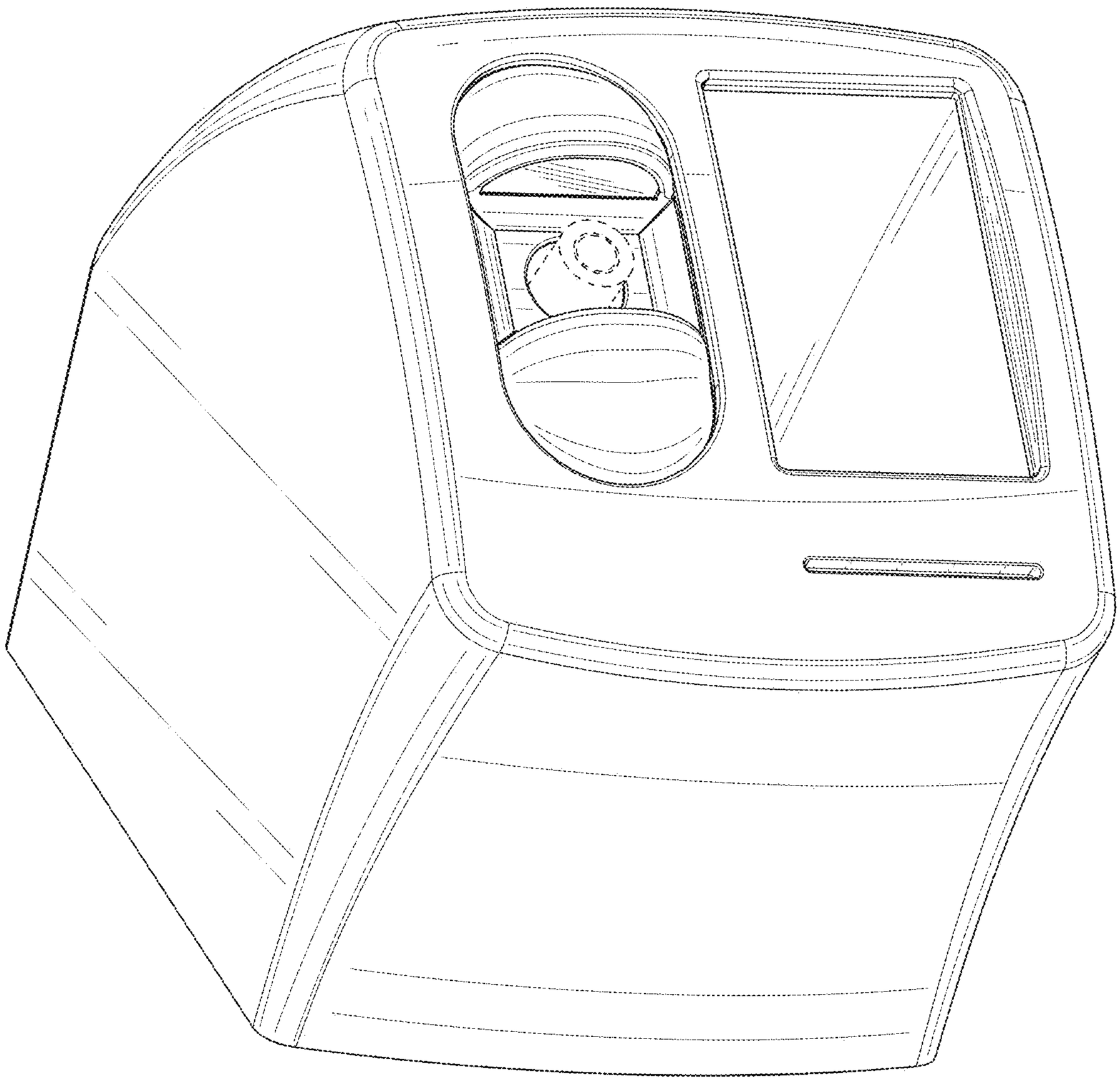

FIG. 1



FIG. 2

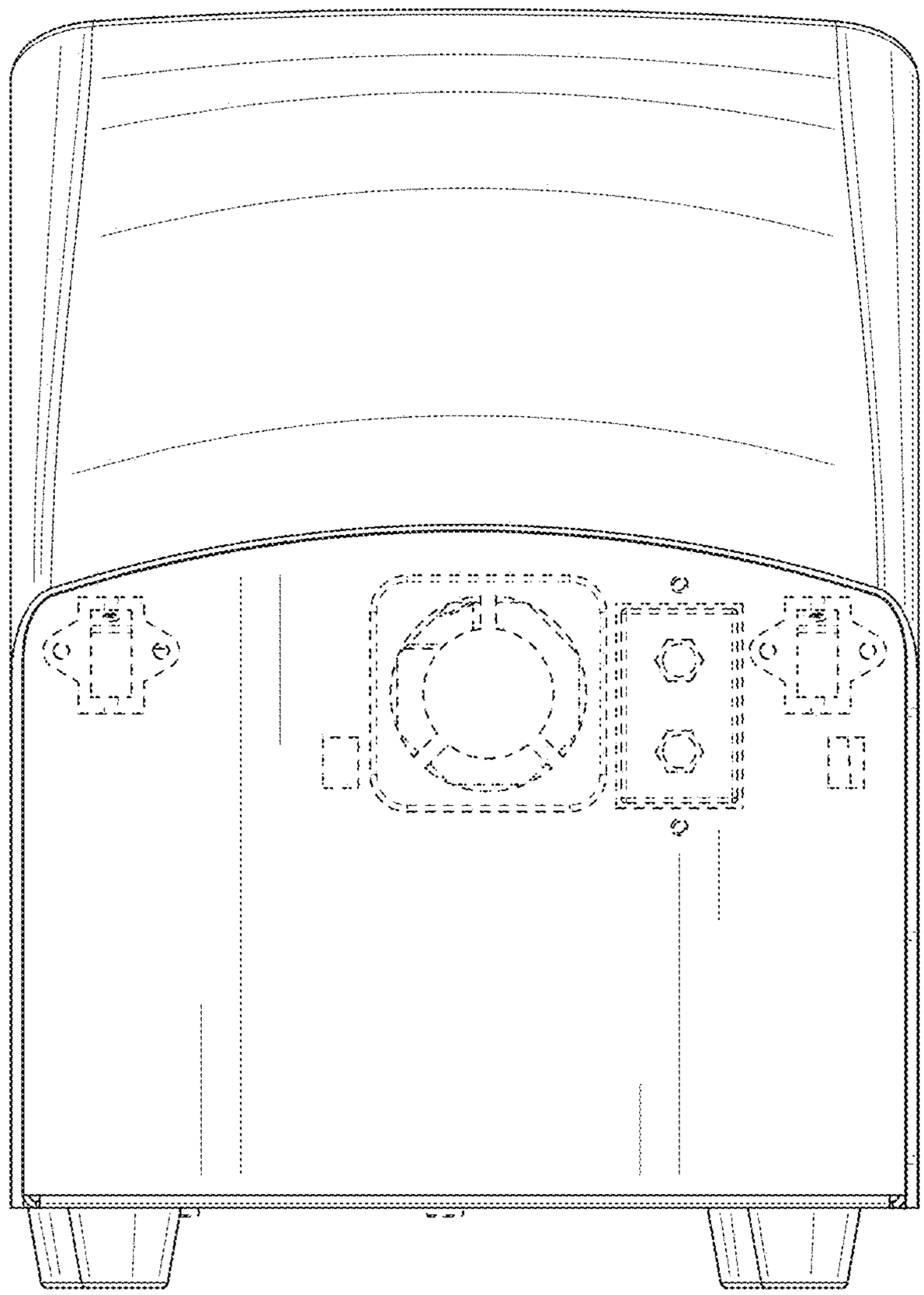

FIG. 3

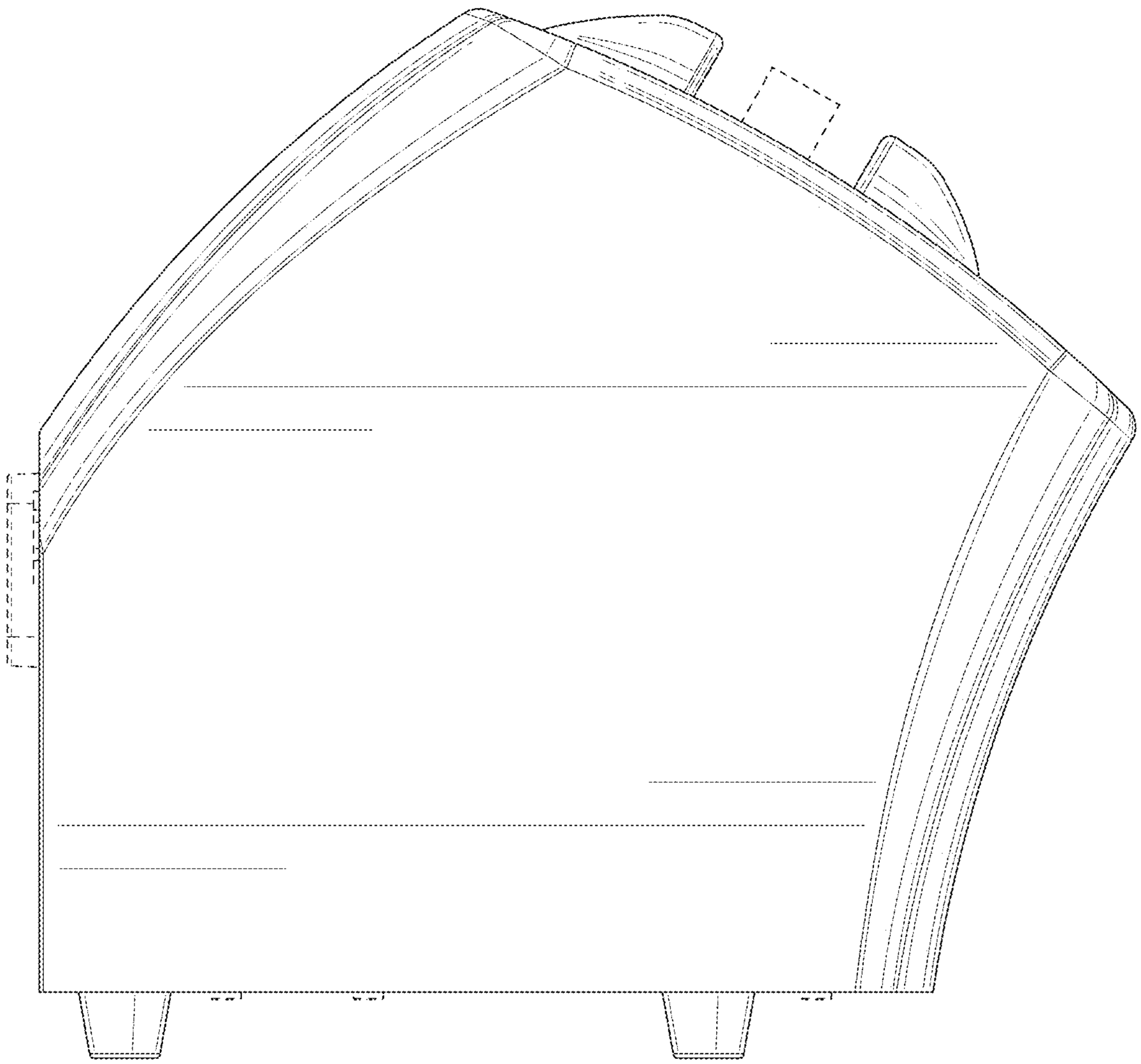

FIG. 4

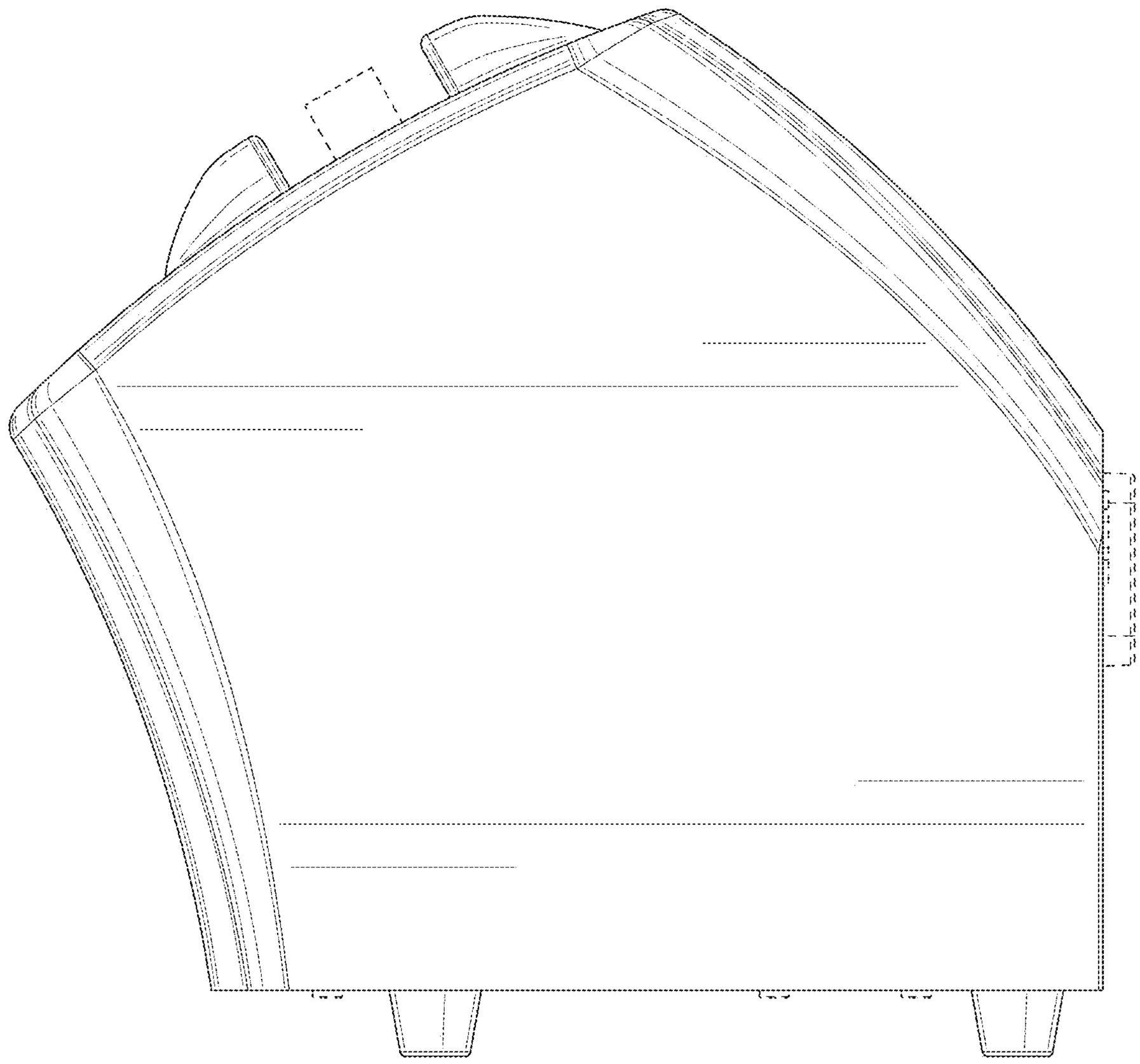

FIG. 5

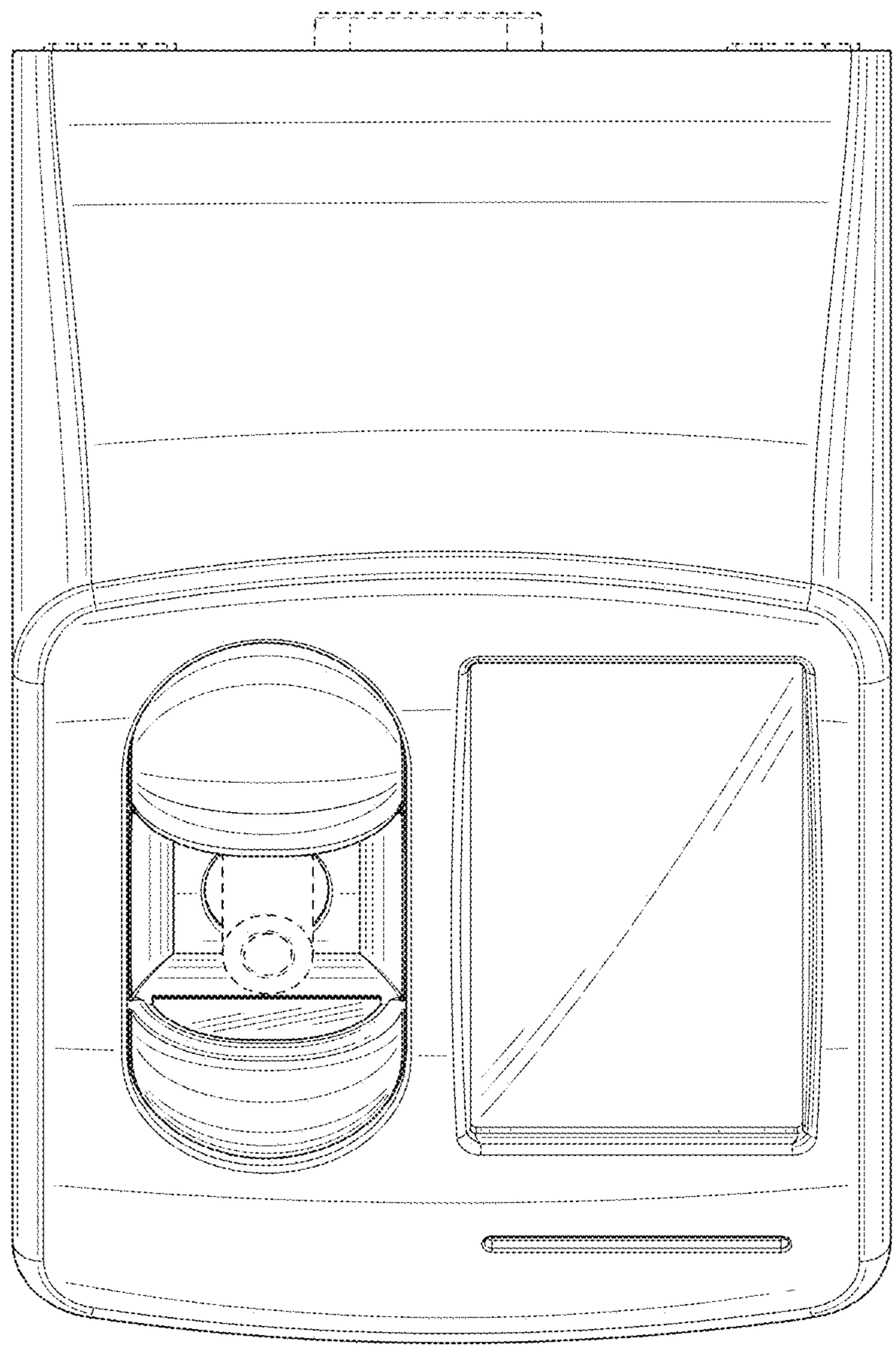

FIG. 6

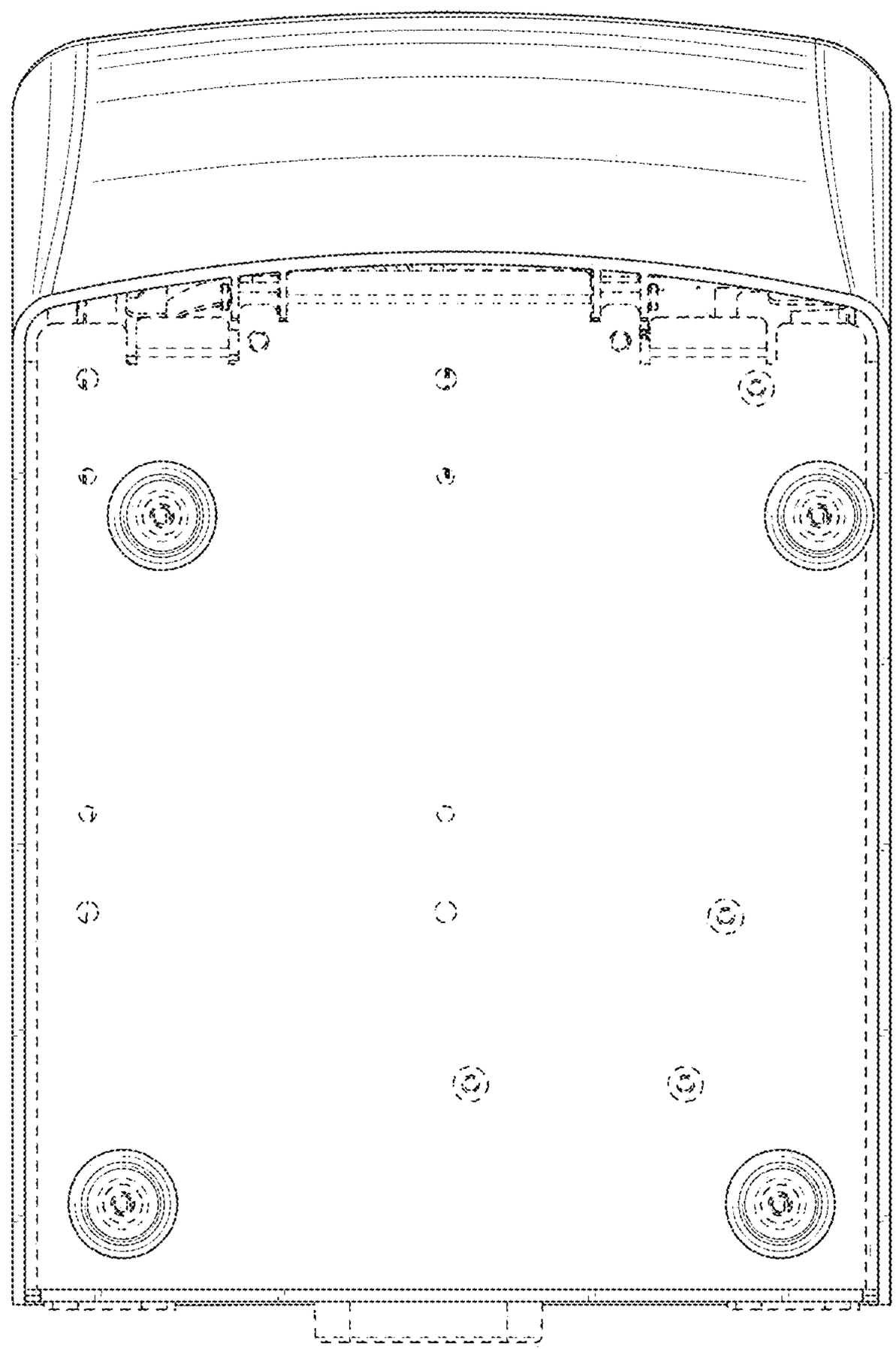

FIG. 7