



US00D927712S

(12) **United States Design Patent**
Cheung

(10) **Patent No.:** **US D927,712 S**

(45) **Date of Patent:** **** Aug. 10, 2021**

- (54) **MESSAGE APPLIANCE**
- (71) Applicant: **Brandcore Limited**, Tortola (VG)
- (72) Inventor: **Lai Lam Cheung**, Ma On Shan (HK)
- (73) Assignee: **Brandcore Limited**
- (**) Term: **15 Years**
- (21) Appl. No.: **29/623,706**
- (22) Filed: **Oct. 26, 2017**
- (51) **LOC (13) Cl.** **28-03**
- (52) **U.S. Cl.**
USPC **D24/215**
- (58) **Field of Classification Search**
USPC D24/200, 211, 212, 213, 214, 215;
601/19, 22, 46, 52, 63, 80, 99, 104,
601/110-114, 118-120, 125, 134, 151,
601/152, DIG. 12, DIG. 14, DIG. 15,
601/DIG. 16, DIG. 17
CPC A61H 1/00; A61H 1/001; A61H 1/0237;
A61H 2015/0007; A61H 2015/0014;
A61H 2015/0042; A61H 2015/0064;
A61H 15/00; A61H 2011/005; A61H
19/44; A61H 19/50; A61H 21/00; A61H
37/00
See application file for complete search history.

(56) **References Cited**

U.S. PATENT DOCUMENTS

2,521,530	A *	9/1950	McGuffage	A47G 9/10 5/630
D329,499	S *	9/1992	Ohashi	D24/213
D340,116	S *	10/1993	Ohashi	D24/200
D340,529	S *	10/1993	Ohashi	D24/200
D346,030	S *	4/1994	Tsai	D24/200
D352,555	S *	11/1994	Hsieh	D24/200
D358,656	S *	5/1995	Chang	D24/200
D379,661	S *	6/1997	You	D24/213

D444,884	S *	7/2001	Huang	D24/213
6,589,192	B2 *	7/2003	Chan	A61H 1/008 601/113
D615,662	S *	5/2010	Turner	D24/200
D619,268	S *	7/2010	Sugiyama	D24/200
D687,958	S *	8/2013	Turner	D24/215
D701,614	S *	3/2014	Ding	D24/215
D739,544	S *	9/2015	Xia	D24/215
D828,573	S *	9/2018	Gan	D24/215
D843,004	S *	3/2019	Lampert	D24/215

* cited by examiner

Primary Examiner — Sandra Snapp

(74) *Attorney, Agent, or Firm* — Merek, Blackmon & Voorhees, LLC

(57) **CLAIM**

The ornamental design for a massage appliance, as shown and described.

DESCRIPTION

FIG. 1 is a rear, right perspective view of the massage appliance of our new design;
 FIG. 2 is a front elevation view of the massage appliance of FIG. 1;
 FIG. 3 is a rear elevation view of the massage appliance of FIG. 1;
 FIG. 4 is a bottom plan view of the massage appliance of FIG. 1;
 FIG. 5 is a top plan view of the massage appliance of FIG. 1;
 FIG. 6 is a left side elevation view of the massage appliance of FIG. 1; and,
 FIG. 7 is a right side elevation view of the massage appliance of FIG. 1.
 The dashed broken line(s) define the bounds of the claimed design and form no part thereof.
 The mark "The COWGIRL" forming part of the claimed design is a common law trademark of Brandcore Limited.

1 Claim, 4 Drawing Sheets





FIG. 1



FIG. 2




FIG. 3




FIG. 4




FIG. 5



FIG. 6



FIG. 7