

US00D927710S

(12) **United States Design Patent**  
**Li**

(10) **Patent No.:** **US D927,710 S**

(45) **Date of Patent:** **\*\* Aug. 10, 2021**

(54) **LIGHT THERAPY LAMP**

(71) Applicant: **Shenzhen NearbyExpress Technology Development Company Limited**,  
Shenzhen (CN)

(72) Inventor: **Cheng-Min Li**, Shenzhen (CN)

(73) Assignee: **Shenzhen NearbyExpress Technology Development Company Limited**,  
Shenzhen (CN)

(\*\*) Term: **15 Years**

(21) Appl. No.: **29/703,729**

(22) Filed: **Aug. 29, 2019**

(30) **Foreign Application Priority Data**

Jul. 26, 2019 (CN) ..... 201930403641.5

(51) **LOC (13) Cl.** ..... **26-03**

(52) **U.S. Cl.**  
USPC ..... **D24/210; D26/107**

(58) **Field of Classification Search**  
USPC ..... D26/106; D24/209–210  
CPC ..... G02B 6/0031; A61L 2/26; A61N 5/0618;  
A61N 5/00

See application file for complete search history.

(56) **References Cited**

**U.S. PATENT DOCUMENTS**

D611,160 S \* 3/2010 Fernie ..... D24/209  
D641,490 S \* 7/2011 Fernie ..... D24/210

D889,677 S \* 7/2020 Harmon ..... D24/210  
D912,837 S \* 3/2021 Zhang ..... D24/210  
2014/0257439 A1 \* 9/2014 Douglas ..... A61N 5/0618  
607/90

\* cited by examiner

*Primary Examiner* — Brian N. Vinson

(74) *Attorney, Agent, or Firm* — ScienBiziP, P.C.

(57) **CLAIM**

The ornamental design for a light therapy lamp, as shown and described.

**DESCRIPTION**

FIG. 1 is a first perspective view of a light therapy lamp, showing my design.

FIG. 2 is a second perspective view thereof.

FIG. 3 is a front elevation view thereof.

FIG. 4 is a rear elevation view thereof.

FIG. 5 is a left side elevation view thereof.

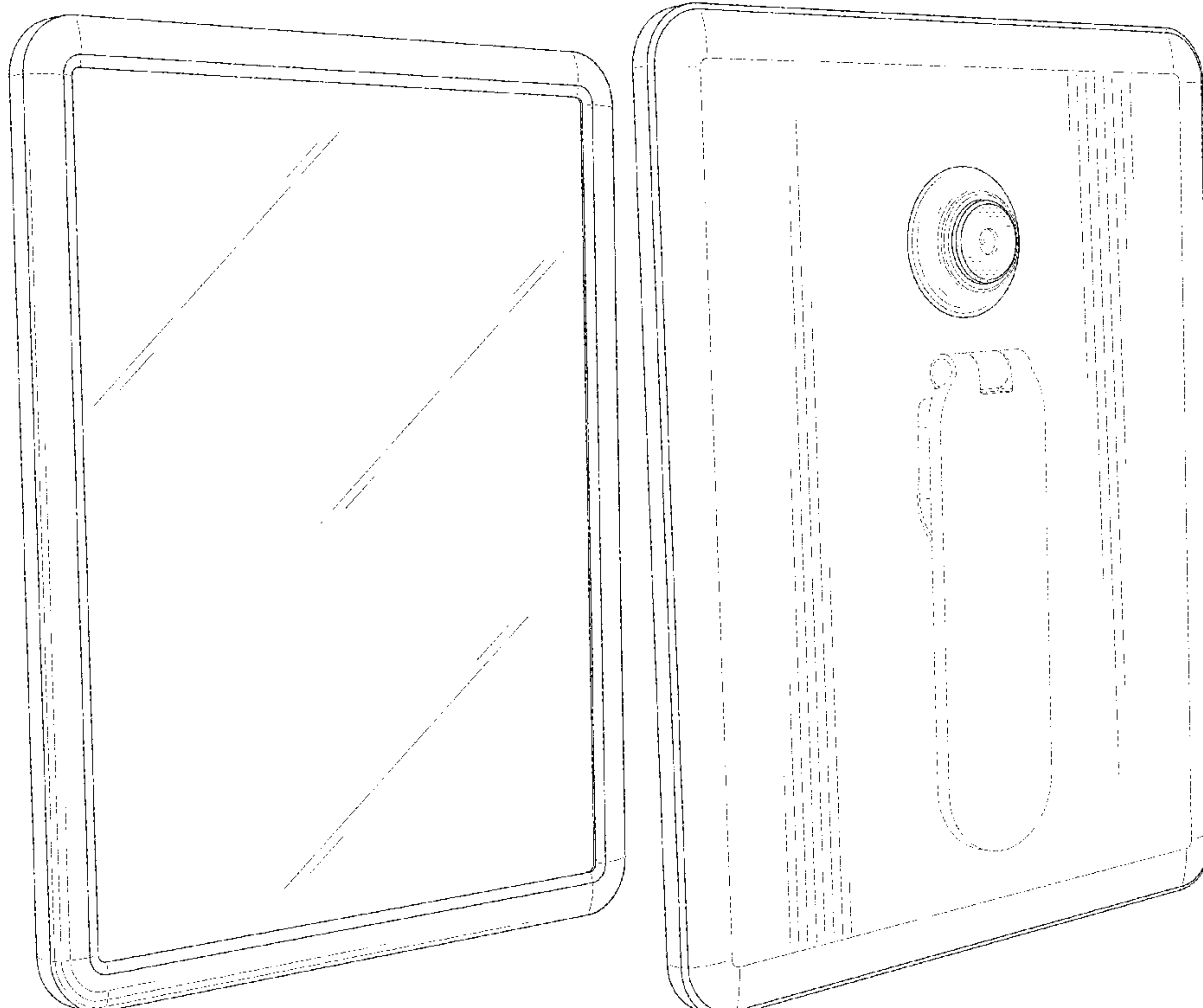
FIG. 6 is a right side elevation view thereof.

FIG. 7 is a top plan view thereof; and,

FIG. 8 is a bottom plan view thereof.

The details shown in broken lines form no part of the claimed design.

**1 Claim, 8 Drawing Sheets**






FIG. 1

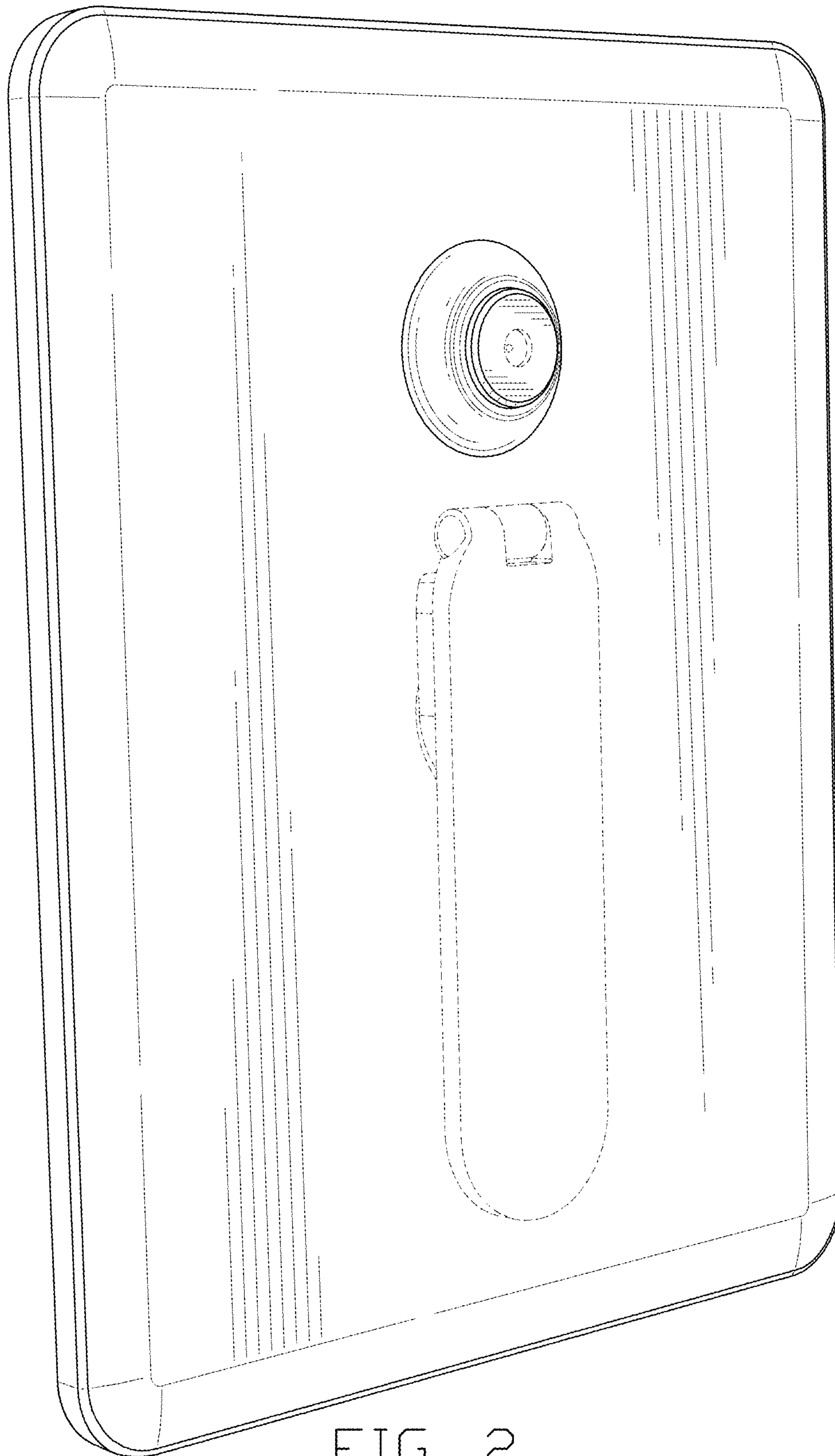


FIG. 2

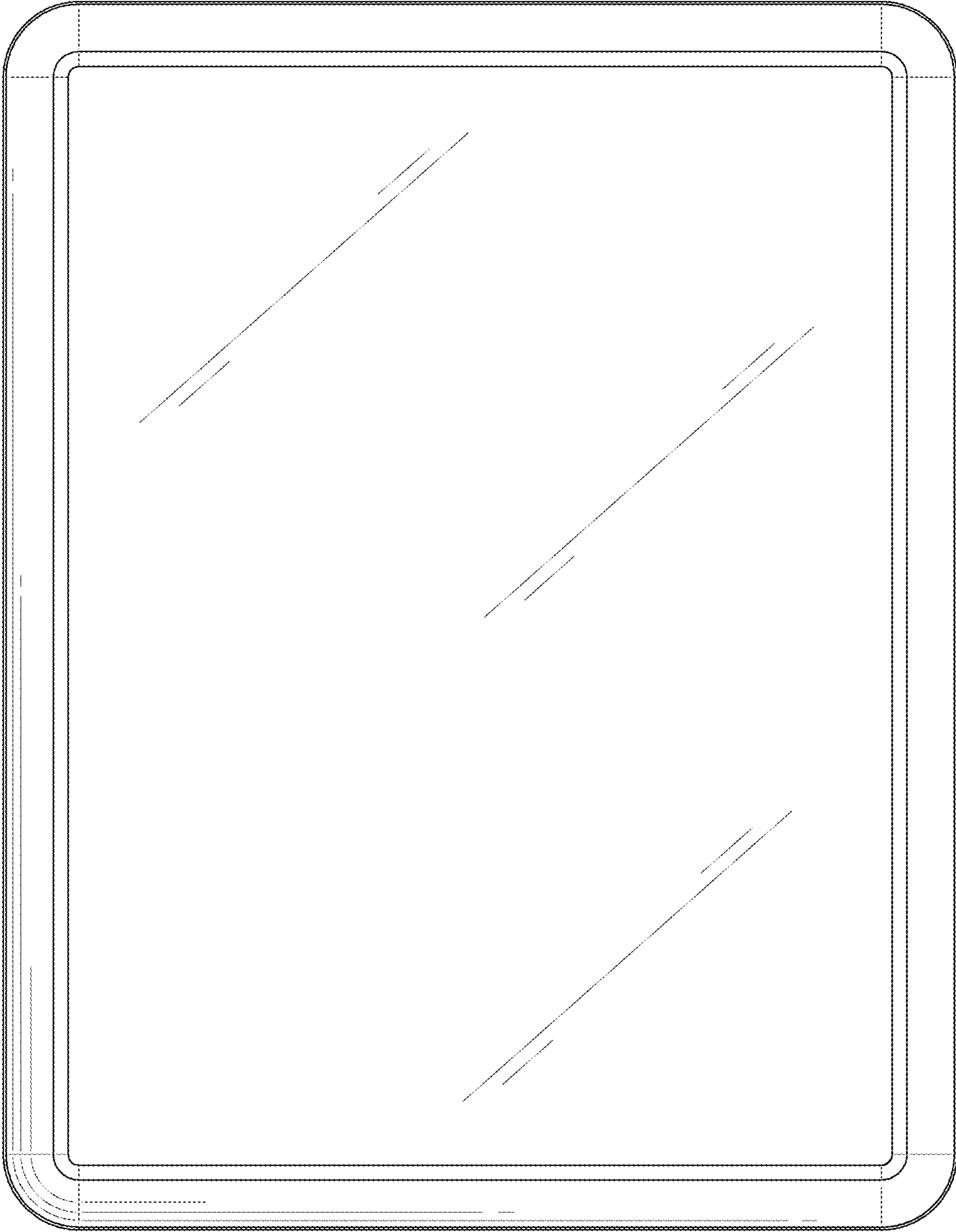


FIG. 3

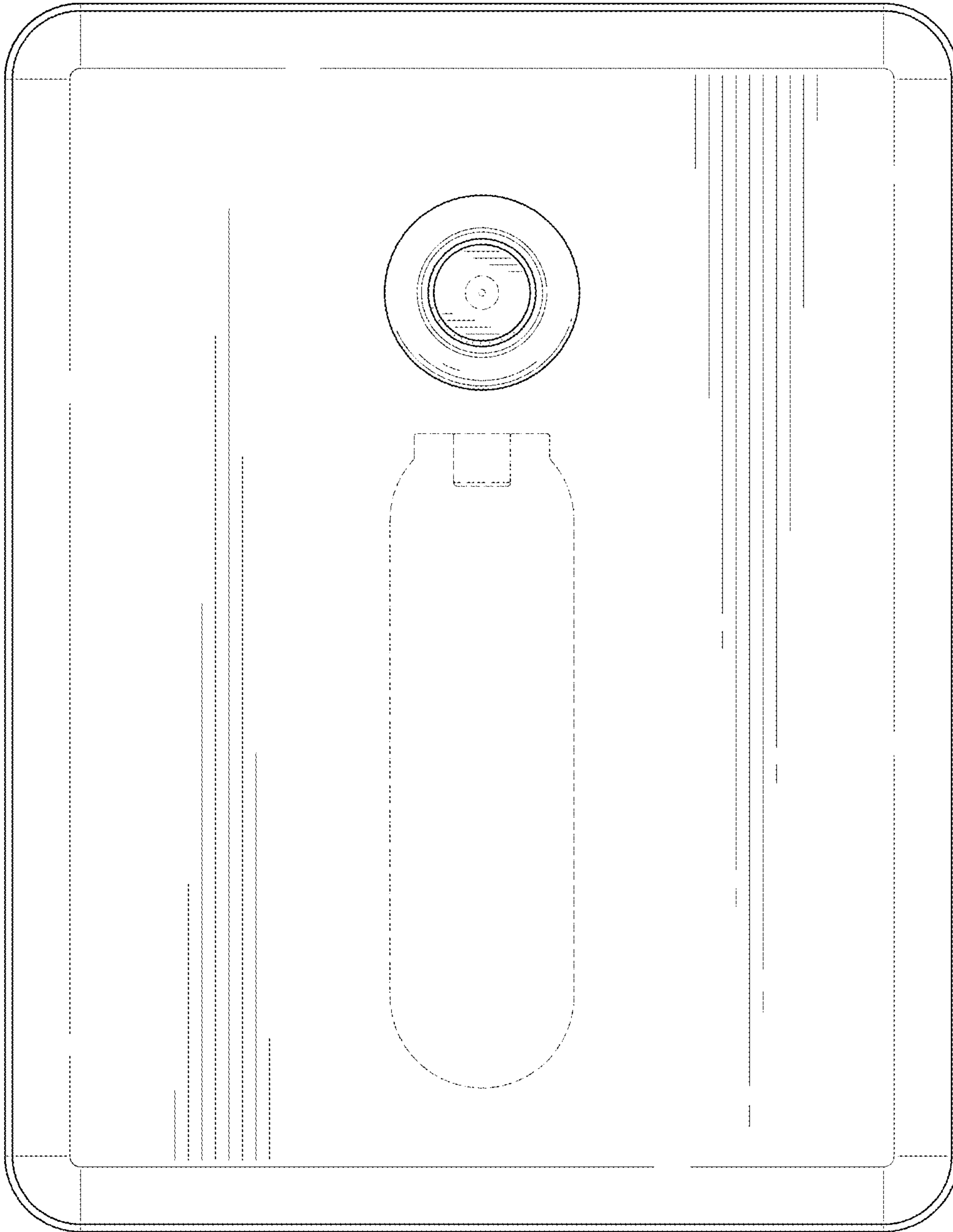


FIG. 4




FIG. 5



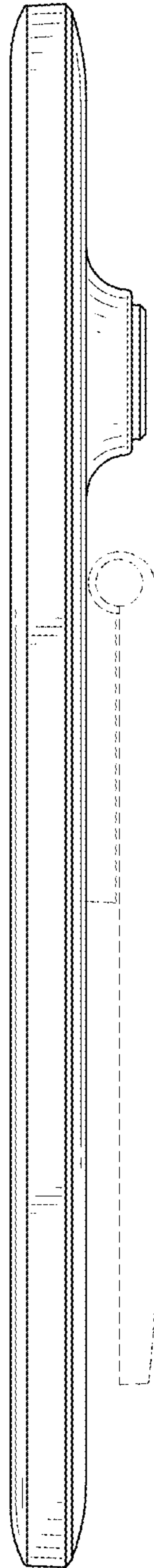


FIG. 6

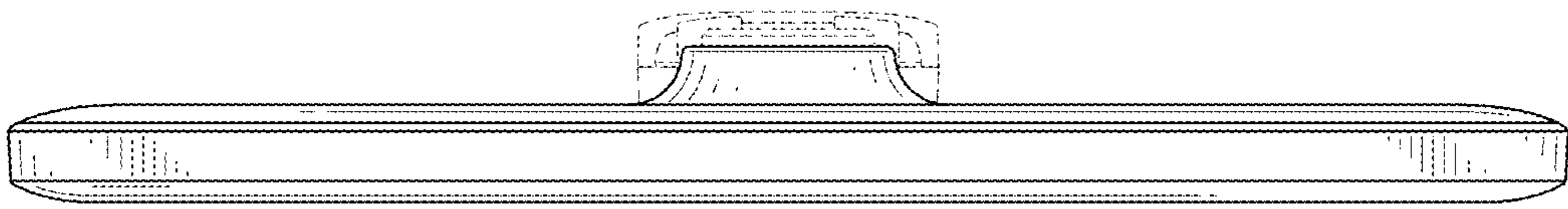


FIG. 7






FIG. 8