



US00D927684S

(12) **United States Design Patent** (10) **Patent No.:** **US D927,684 S**  
**Cooper et al.** (45) **Date of Patent:** **\*\* Aug. 10, 2021**

(54) **CLEANING DEVICE FOR PIERCED OPENINGS**

(71) Applicants: **Damon Cooper**, Atlanta, GA (US);  
**Janice Cooper**, Atlanta, GA (US)

(72) Inventors: **Damon Cooper**, Atlanta, GA (US);  
**Janice Cooper**, Atlanta, GA (US)

(\*\*) Term: **15 Years**

(21) Appl. No.: **29/653,141**

(22) Filed: **Jun. 12, 2018**

(51) **LOC (13) Cl.** ..... **24-02**

(52) **U.S. Cl.**  
USPC ..... **D24/119**

(58) **Field of Classification Search**  
USPC ..... D24/119, 133, 144, 184, 186, 200, 214  
CPC ..... A61B 18/2018; A61B 2018/0231; A61C  
19/04; A61F 13/38; B01L 2300/0825;  
B01L 3/5023; B01L 3/5029; C12M 1/30;  
G01N 33/5302

See application file for complete search history.

(56) **References Cited**

**U.S. PATENT DOCUMENTS**

D296,005 S *	5/1988	Alkire	.....	D24/119
D423,100 S *	4/2000	Maissami	.....	D24/119
D435,105 S *	12/2000	Dragan	.....	D24/119
D441,141 S *	4/2001	Shalita	.....	D24/119
D458,456 S *	6/2002	Dragan	.....	D24/119
D461,247 S *	8/2002	Dragan	.....	D24/119
D480,479 S *	10/2003	Dragan	.....	D24/119
D485,615 S *	1/2004	Harris	.....	D24/119
D489,535 S *	5/2004	Dragan	.....	D24/119

D490,521 S	5/2004	Cooper et al.	
D496,999 S *	10/2004	Dragan	..... D24/119
D500,410 S *	1/2005	Dragan	..... D24/119
D502,262 S *	2/2005	Cheetham	..... D24/119
D504,948 S *	5/2005	Dragan	..... D24/112
D506,252 S *	6/2005	Harris	..... D24/119
D527,457 S *	8/2006	Dragan	..... D24/112
D561,333 S *	2/2008	Zwart	..... D24/119
D679,003 S *	3/2013	Jupin	..... D24/119
D772,398 S *	11/2016	Triva	..... D24/119
D903,862 S *	12/2020	Zhang	..... A61M 3/0216 D24/119

\* cited by examiner

*Primary Examiner* — Samantha Q Lawrence  
(74) *Attorney, Agent, or Firm* — Quickpatents, LLC;  
Kevin Prince

(57) **CLAIM**

We claim the ornamental design for a cleaning device for pierced openings, as shown and described.

**DESCRIPTION**

FIG. 1 is a perspective view of a cleaning device for pierced openings, showing our new design;  
FIG. 2 is a rear elevational view thereof;  
FIG. 3 is a front elevational view thereof;  
FIG. 4 is a left-side elevational view thereof;  
FIG. 5 is a right-side elevational view thereof;  
FIG. 6 is a top plan view thereof; and,  
FIG. 7 is a bottom plan view thereof.  
The broken lines showing a pierced ear in FIG. 1 depict environmental matter and form no part of the claimed design.

**1 Claim, 3 Drawing Sheets**






FIG. 1

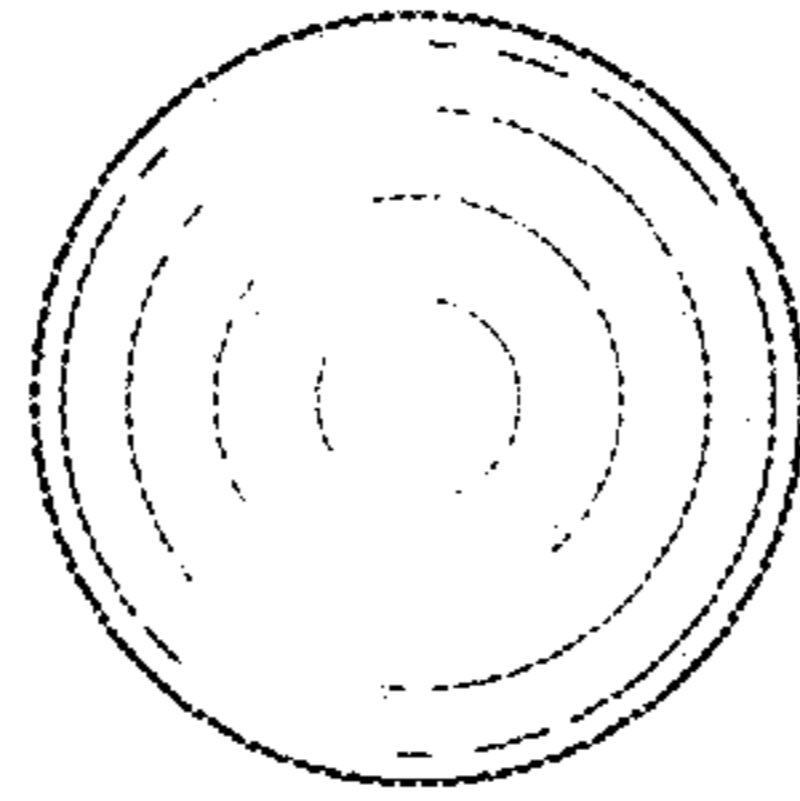


FIG. 2

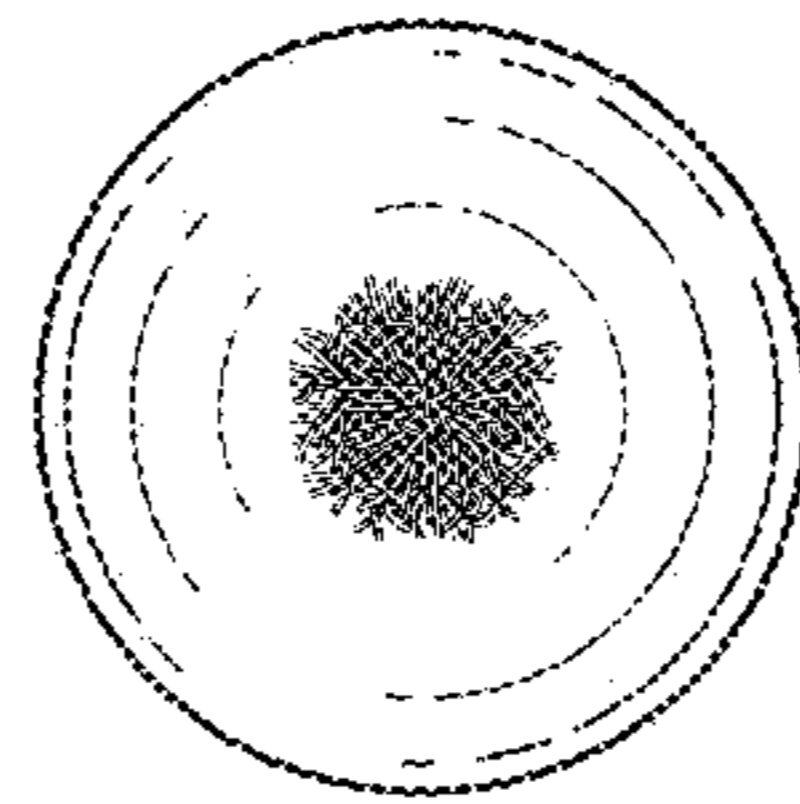


FIG. 3

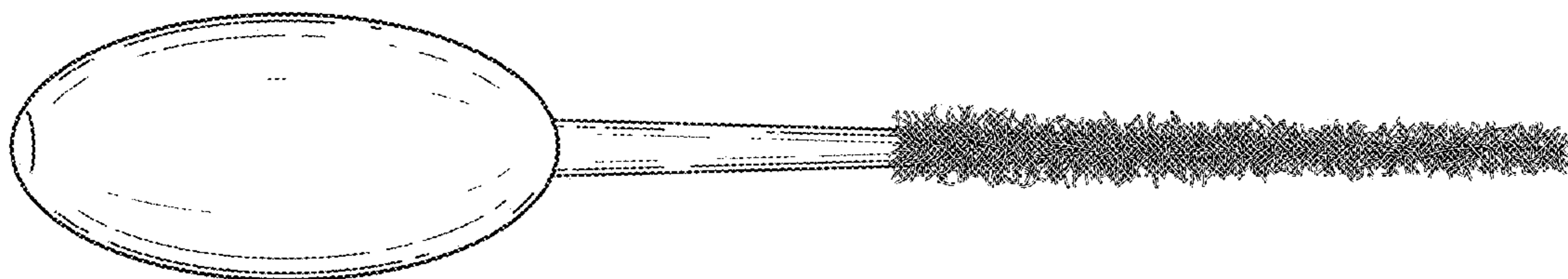


FIG. 4

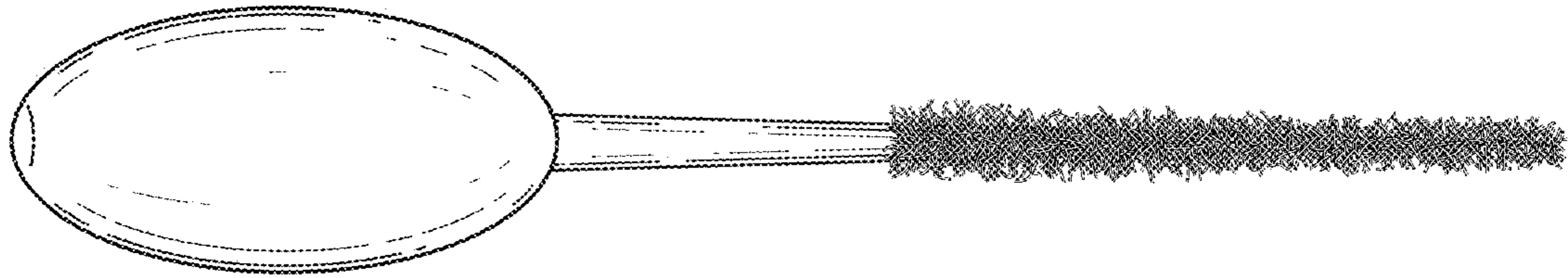


FIG. 5

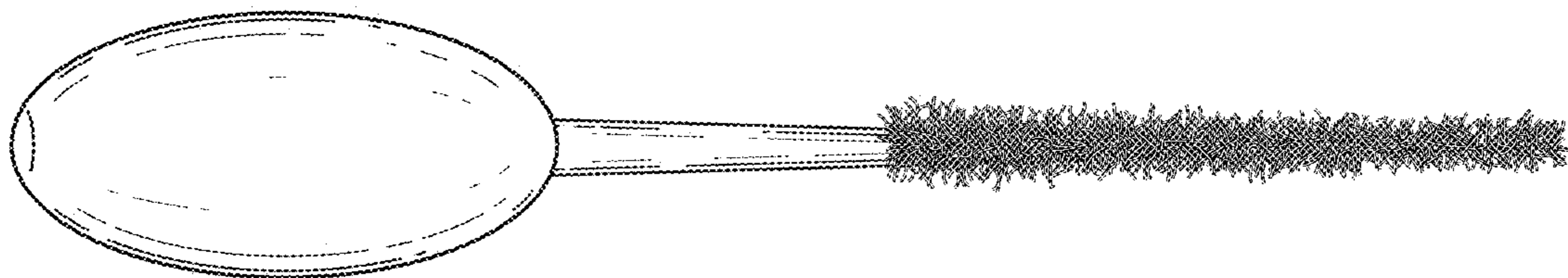


FIG. 6

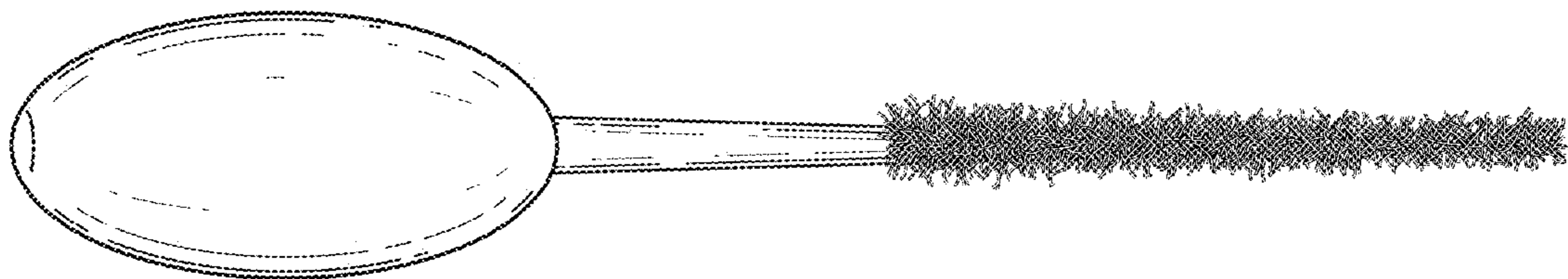


FIG. 7