



US00D927677S

(12) **United States Design Patent**
Hanson et al.

(10) **Patent No.:** **US D927,677 S**

(45) **Date of Patent:** **** Aug. 10, 2021**

(54) **AIR FILTER**

(71) Applicant: **Electrolux Home Products, Inc.**,
Charlotte, NC (US)

(72) Inventors: **Josh Hanson**, Huntersville, NC (US);
Brent Aaron Curtis, Terrell, NC (US);
Eric Hitchcock, Harrisburg, NC (US);
Ramesh Subramanian, Charlotte, NC
(US)

(73) Assignee: **Electrolux Home Products, Inc.**,
Charlotte, NC (US)

(**) Term: **15 Years**

(21) Appl. No.: **29/703,082**

(22) Filed: **Aug. 23, 2019**

(51) **LOC (13) Cl.** **23-04**

(52) **U.S. Cl.**
USPC **D23/365**

(58) **Field of Classification Search**
USPC D23/209, 314, 325, 333–336, 355–366,
D23/386–388

CPC Y10T 428/1366; B32B 2597/00; B01D
46/00; B01D 46/0004; B01D 27/04;
F25D 17/042; A61L 9/01

See application file for complete search history.

(56) **References Cited**

U.S. PATENT DOCUMENTS

5,782,944 A * 7/1998 Justice B01D 46/521
55/495
D438,631 S * 3/2001 Miller D24/216

D449,878 S * 10/2001 Bjersten D23/365
D725,761 S * 3/2015 Bordin D23/365
D762,832 S * 8/2016 Gale D23/365
D775,344 S * 12/2016 Wu D24/162
D796,022 S * 8/2017 DeChristofaro D23/365
D852,975 S * 7/2019 Jones D24/216
D894,360 S * 8/2020 Perez D23/365
D898,177 S * 10/2020 Guo D23/365
2017/0007951 A1 * 1/2017 DeChristofaro B01D 46/10
2018/0272263 A1 * 9/2018 Gregerson B01D 46/0016
2021/0018247 A1 * 1/2021 Hanson A61L 9/01

* cited by examiner

Primary Examiner — John A Voytek

(74) *Attorney, Agent, or Firm* — Banner & Witcoff, Ltd.

(57) **CLAIM**

The ornamental design for an air filter, as shown and described.

DESCRIPTION

FIG. 1 is a front perspective view of an air filter showing our new design;

FIG. 2 is a front view thereof;

FIG. 3 is a cross sectional view taken through line 3-3 in FIG. 1;

FIG. 4 is a left side view thereof;

FIG. 5 is a right side view thereof;

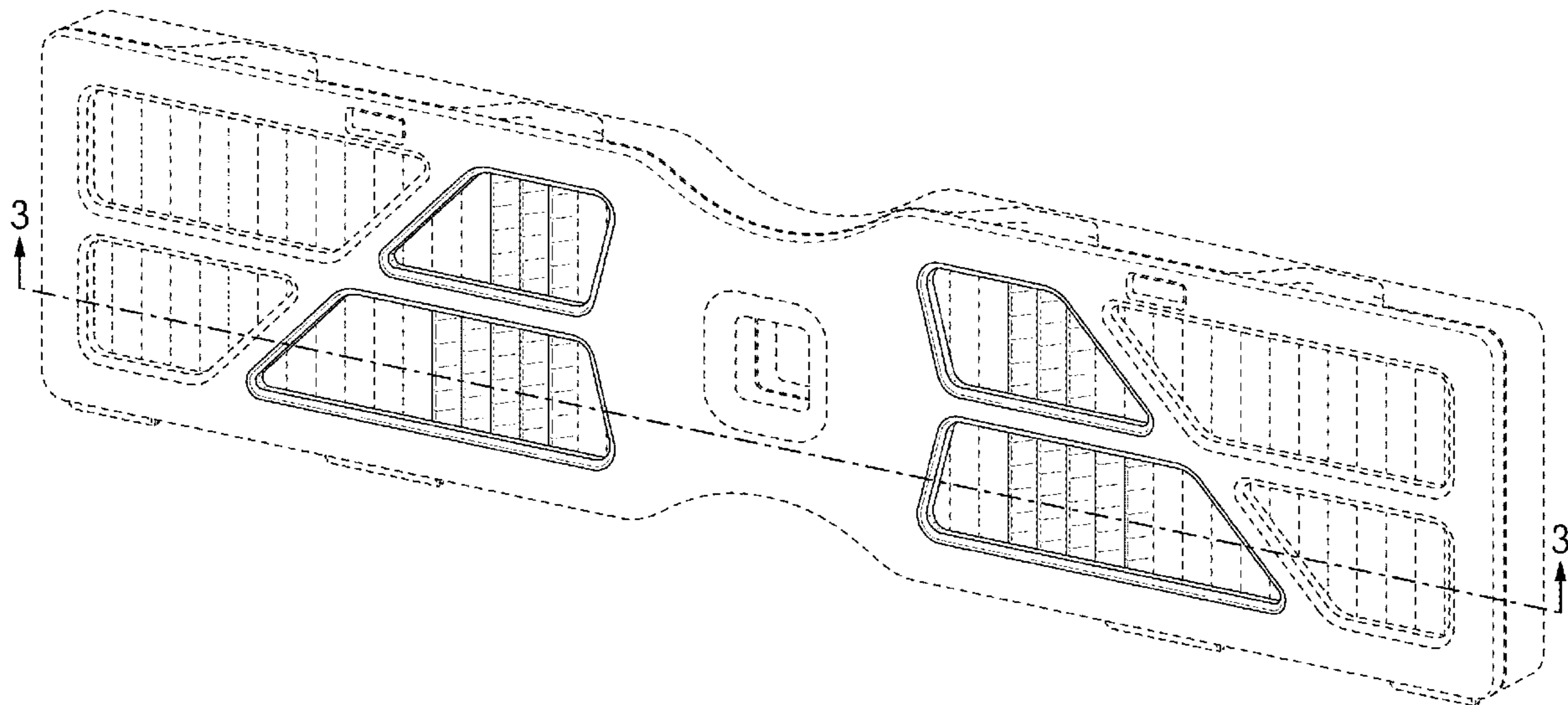
FIG. 6 is a top view thereof;

FIG. 7 is a bottom view thereof; and,

FIG. 8 is a rear view thereof.

The broken-lines in the drawings show portions of the filter that form no part of the claimed design.

1 Claim, 6 Drawing Sheets



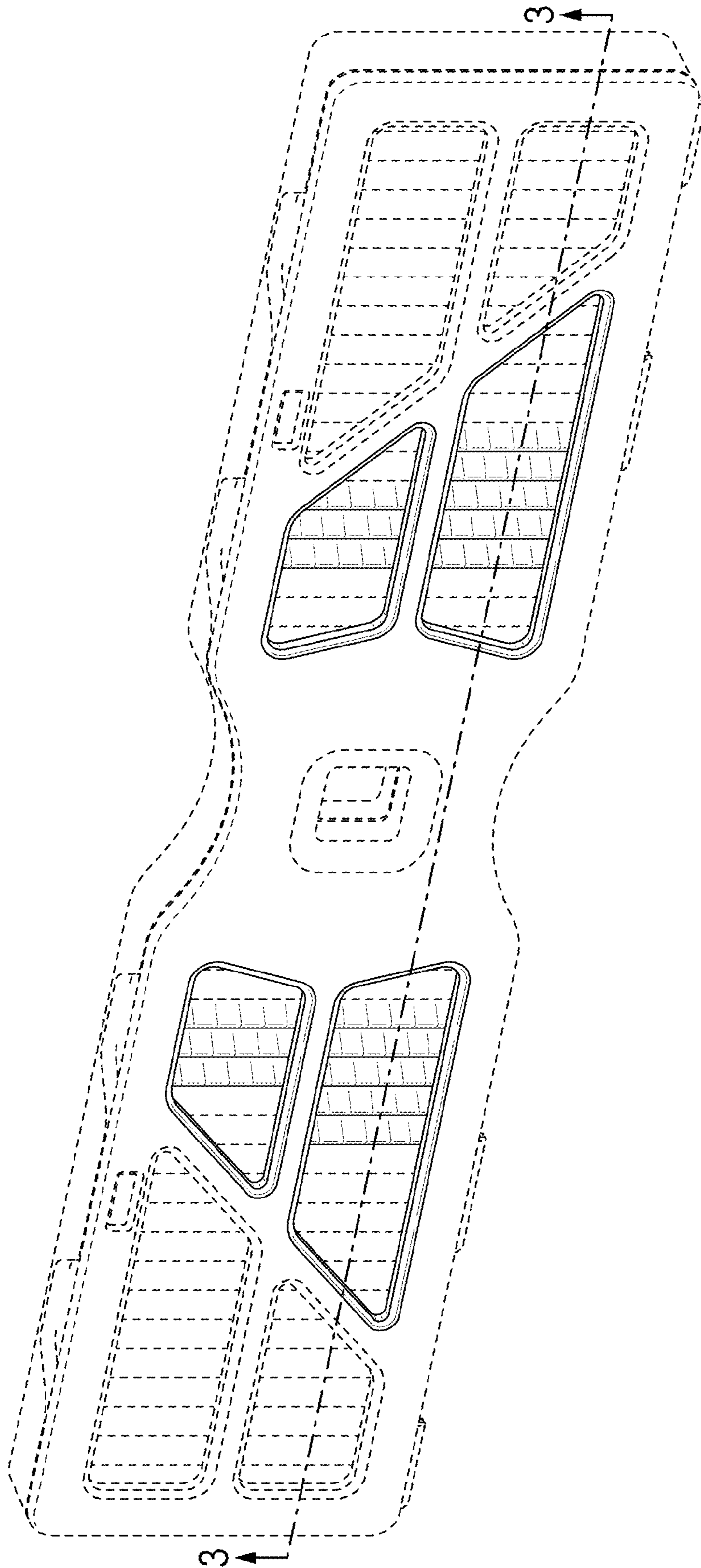


FIG. 1

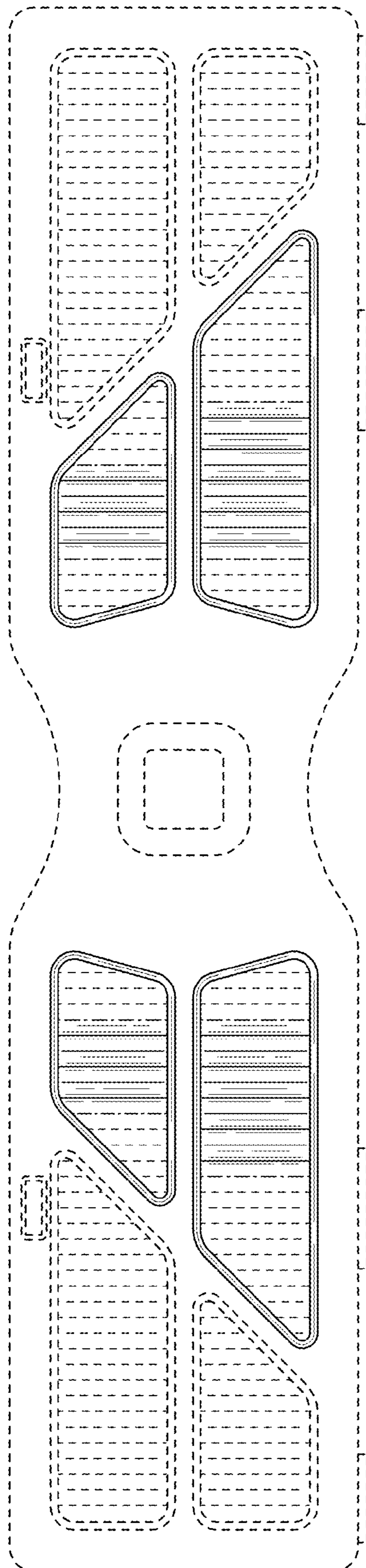


FIG. 2




FIG. 3




FIG. 5



FIG. 4

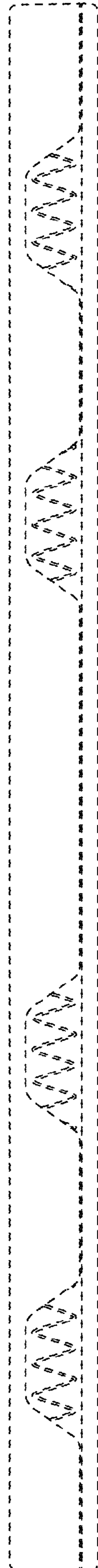


FIG. 6

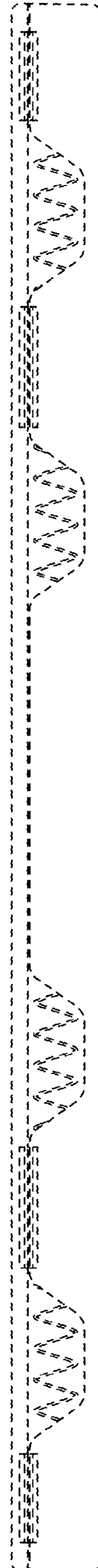


FIG. 7

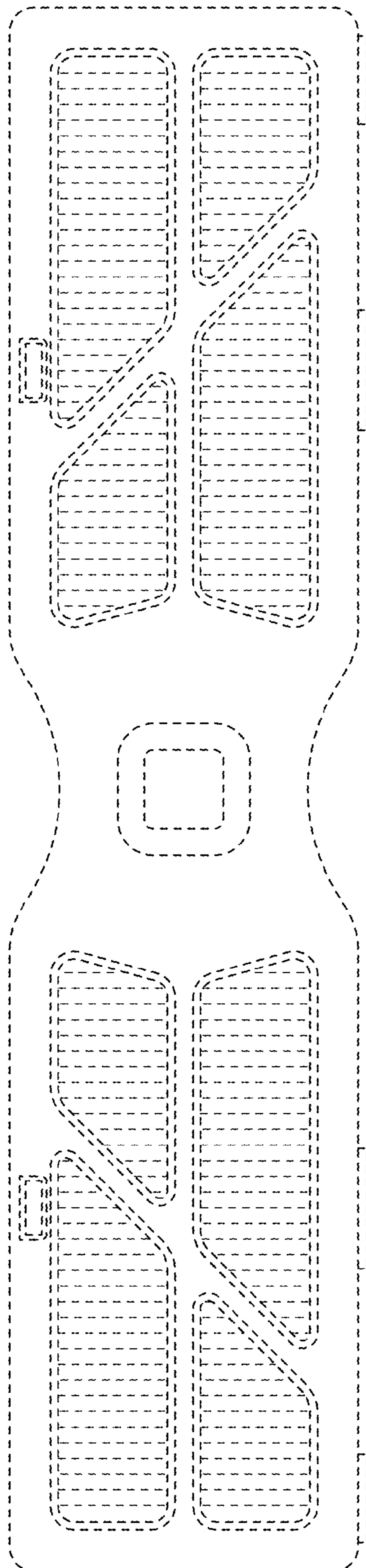


FIG. 8