



US00D927666S

(12) **United States Design Patent** (10) **Patent No.:** **US D927,666 S**
Shin et al. (45) **Date of Patent:** **** Aug. 10, 2021**

(54) **AIR PURIFIER**

FOREIGN PATENT DOCUMENTS

(71) Applicant: **Samsung Electronics Co., Ltd.**,
Suwon-si (KR)

JP D1523379 5/2017
JP D1542820 1/2018
KR 30-2016-0052609 S 6/2017

(72) Inventors: **Young Sun Shin**, Suwon-si (KR);
Kang Doo Kim, Suwon-si (KR); **Jung Ah Choi**, Suwon-si (KR)

OTHER PUBLICATIONS

(73) Assignee: **Samsung Electronics Co., Ltd.**,
Suwon-si (KR)

“Samsung Electronics launches ‘Samsung Cube’, a modular air purifier with unique clean function”, [2018], www.news.samsung.com, Feb. 8, 2018, <https://news.samsung.com/kr/%EC%82%BC%EC%84%B1%EC%A0%84%EC%9E%90-%EB%8F%85%EB%B3%B4%EC%A0%81-%EC%B2%AD%EC%A0%95-%EA%B8%B0%EB%8A%A5%EC%9D%98-%EB%AA%A8%EB%93%88%ED%98%95-%EA%B3%B5%EA%B8%B0%EC%B2%AD%EC%A0%95%EA%B8%B0>.

(**) Term: **15 Years**

(21) Appl. No.: **29/678,115**

(22) Filed: **Jan. 25, 2019**

Primary Examiner — David G Muller

(30) **Foreign Application Priority Data**

(74) *Attorney, Agent, or Firm* — NSIP Law

Oct. 29, 2018 (KR) 30-2018-0049635

(51) **LOC (13) Cl.** **23-04**

(52) **U.S. Cl.**
USPC **D23/364**

(58) **Field of Classification Search**
USPC D23/355–366, 352, 369, 332, 333, 335,
D23/336, 342, 351; 422/120, 122;
55/356, 473, 504; 96/97; 261/DIG. 17,
261/DIG. 65, DIG. 88, DIG. 31
CPC .. A61L 9/16; A61L 9/22; B01D 47/00; B01D
47/027; B01D 2221/02; B01D 2259/4508;
B03C 3/155; B03C 3/368; F24F 3/16;
F24F 13/20; F24F 13/28

See application file for complete search history.

(56) **References Cited**

U.S. PATENT DOCUMENTS

D682,406 S * 5/2013 Yeom D23/364
D807,997 S * 1/2018 Seo D23/364
D838,354 S * 1/2019 Farone D23/364
D841,140 S * 2/2019 Chen D23/336
D850,593 S * 6/2019 Petersen D23/333

(Continued)

(57) **CLAIM**

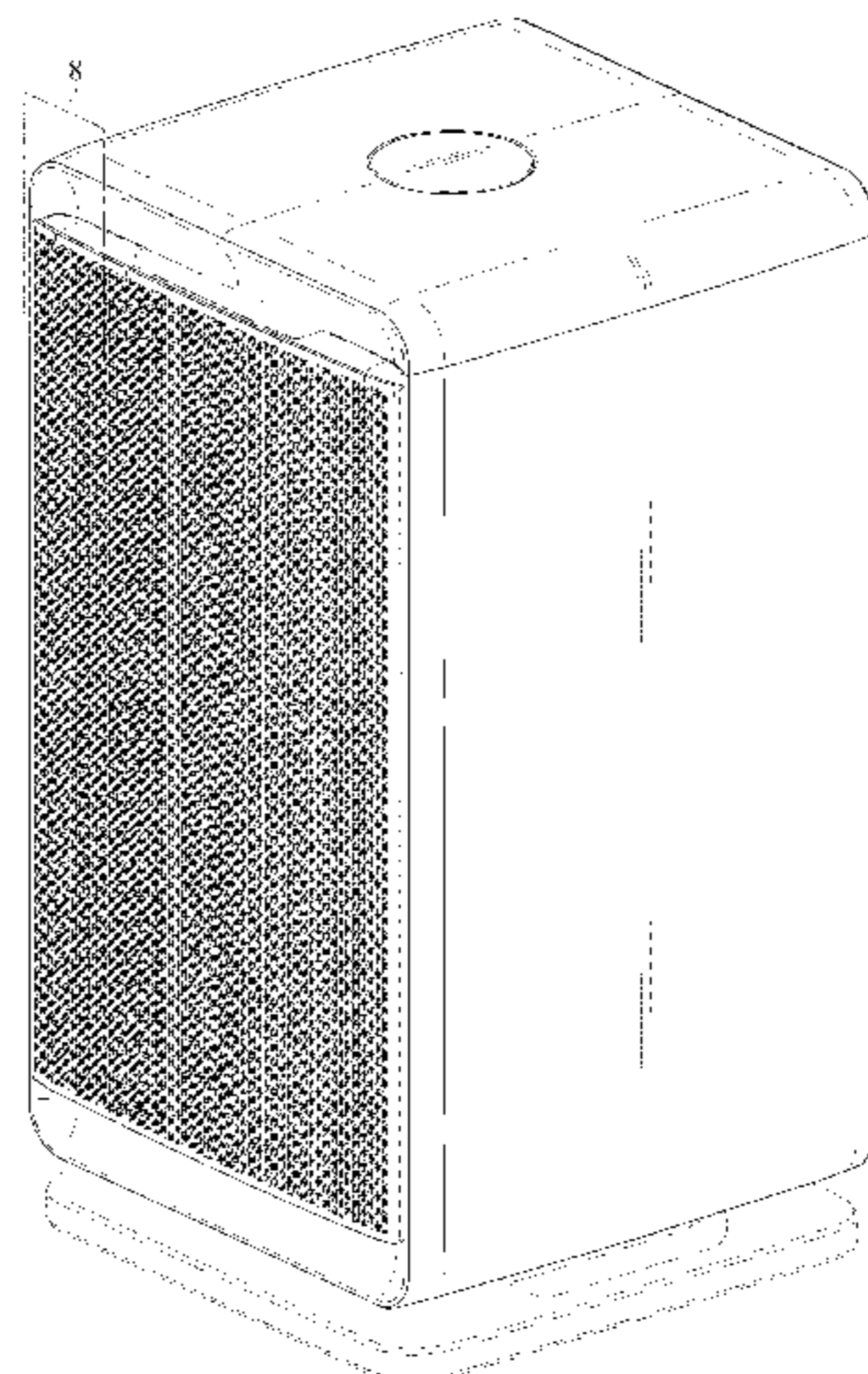
We claim the ornamental design for an air purifier, as shown and described.

DESCRIPTION

FIG. 1 is a front perspective view of an air purifier showing our new design;
FIG. 2 is a front view thereof;
FIG. 3 is a rear view thereof;
FIG. 4 is a left-side view thereof;
FIG. 5 is a right-side view thereof;
FIG. 6 is a top view thereof;
FIG. 7 is a bottom view thereof;
FIG. 8 is an enlarged view of the encircled portion in FIG. 1;
FIG. 9 is an enlarged view of the encircled portion in FIG. 4; and,
FIG. 10 is an enlarged view of the encircled portion in FIG. 4.

The broken lines in the figures depict portions of the air purifier which form no part of the claimed design.

(Continued)



The dot-dash broken lines encircling portions of the claimed design that are illustrated in enlargements form no part of the claimed design.

1 Claim, 10 Drawing Sheets

(56)

References Cited

U.S. PATENT DOCUMENTS

D852,340 S	*	6/2019	Barlettano	D23/333
D852,344 S	*	6/2019	Hua	D23/364
D857,866 S	*	8/2019	Niki	D23/351
D862,673 S	*	10/2019	Tang	D23/364
D862,674 S	*	10/2019	Shin	D23/364
D862,675 S	*	10/2019	Shin	D23/364
D863,524 S	*	10/2019	Shin	D23/364
D865,148 S	*	10/2019	Yoon	D23/364

* cited by examiner

FIG. 1

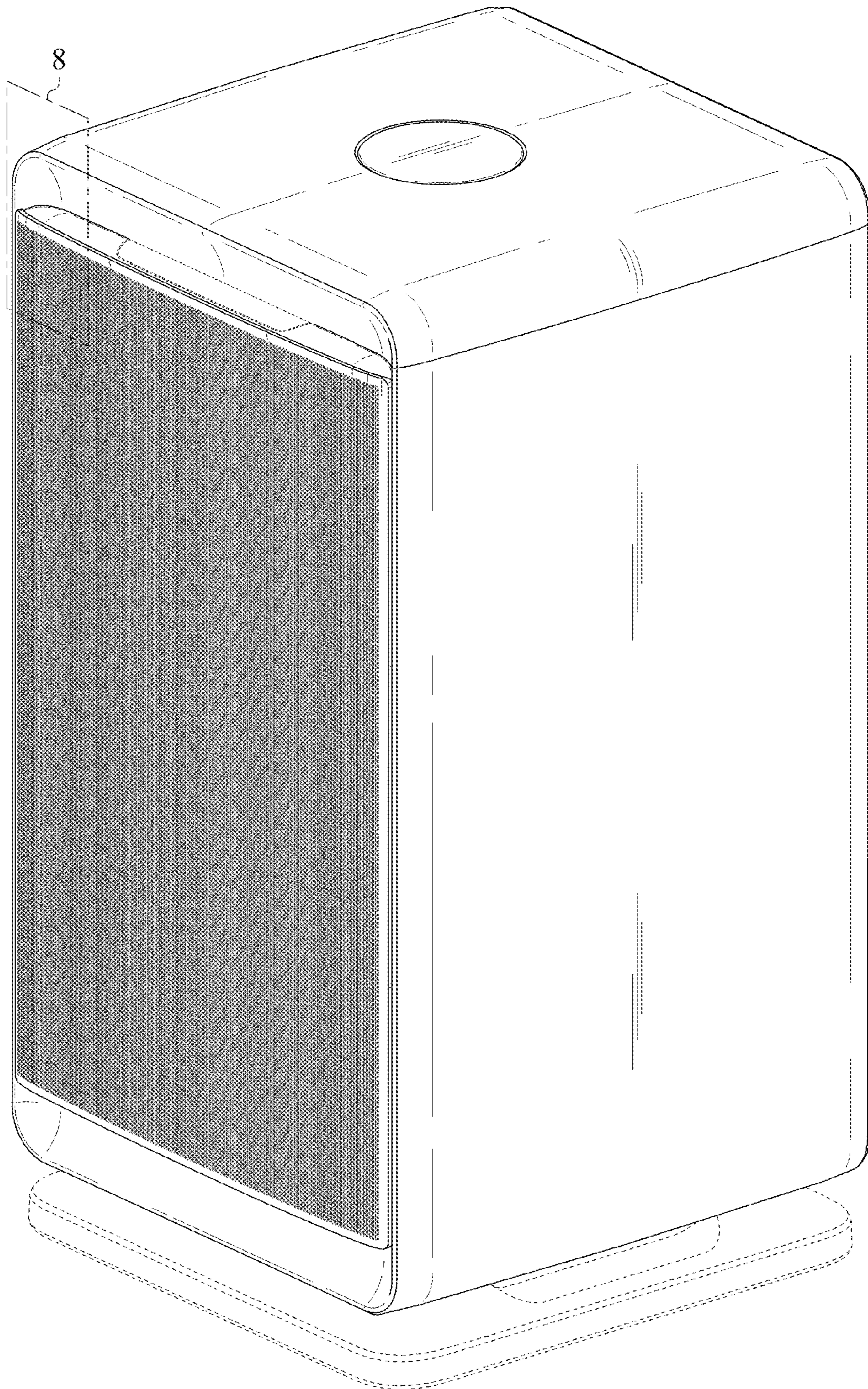


FIG. 2




FIG. 3




FIG. 4

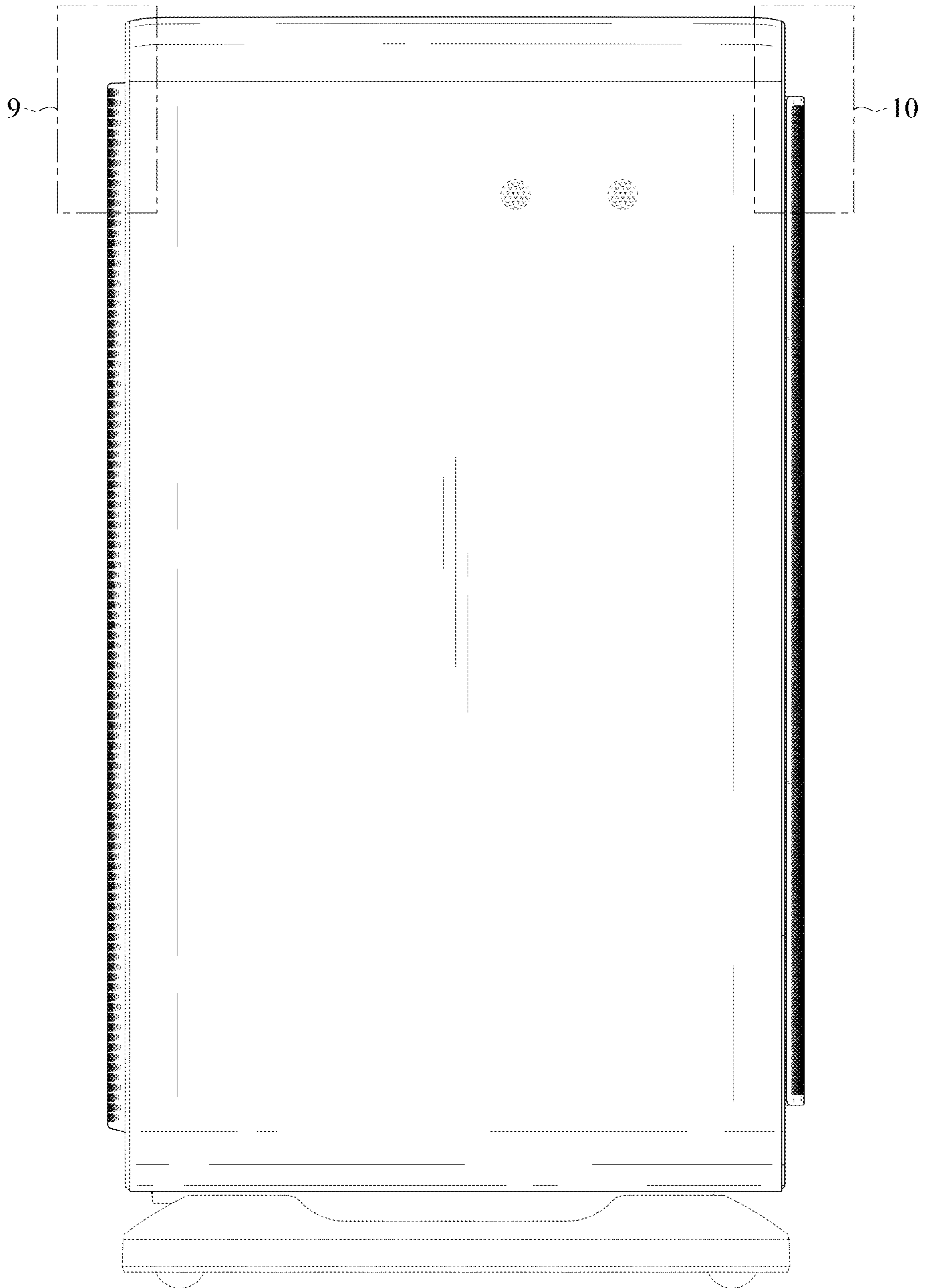


FIG. 5




FIG. 6

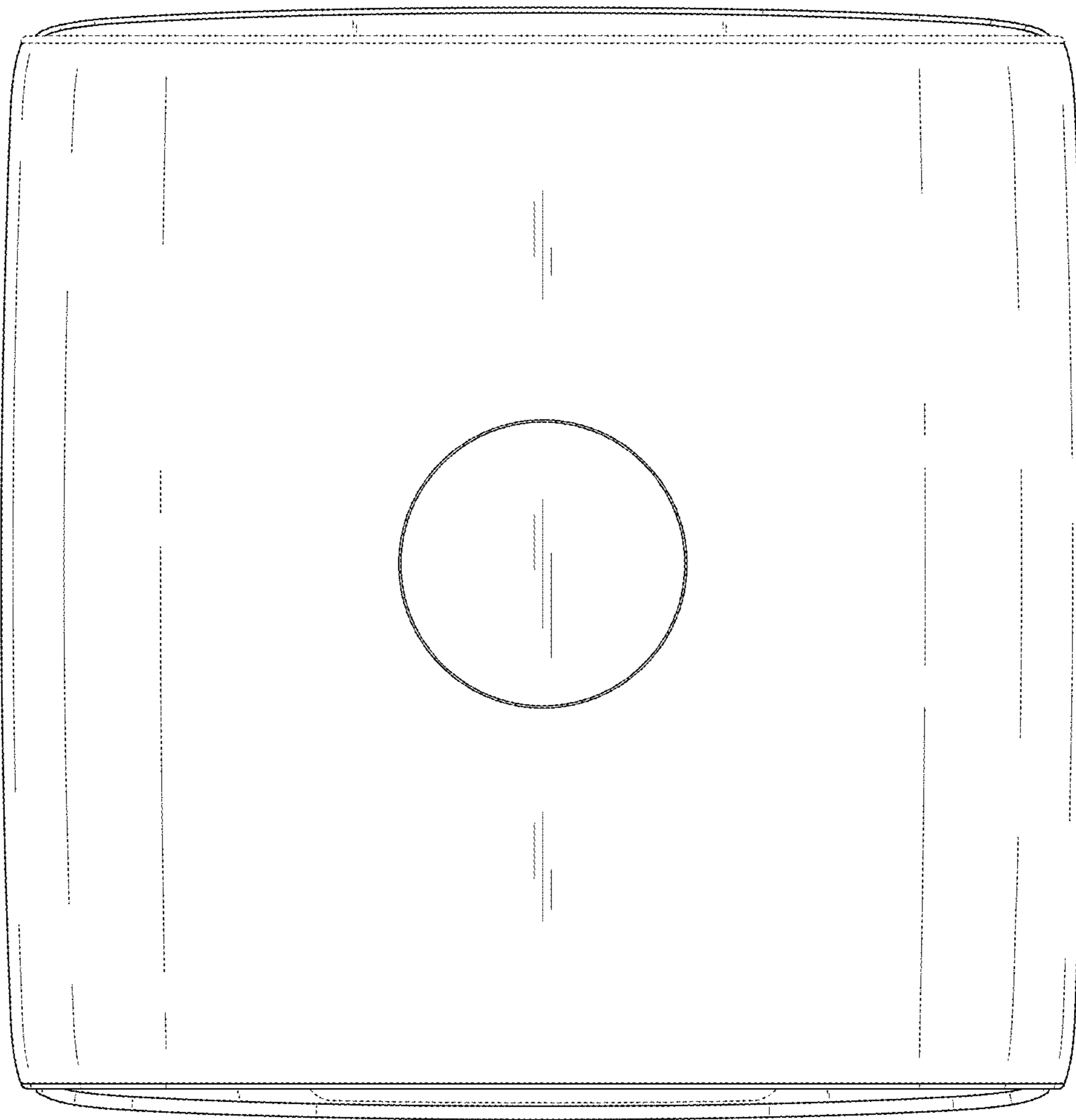


FIG. 7




FIG. 8

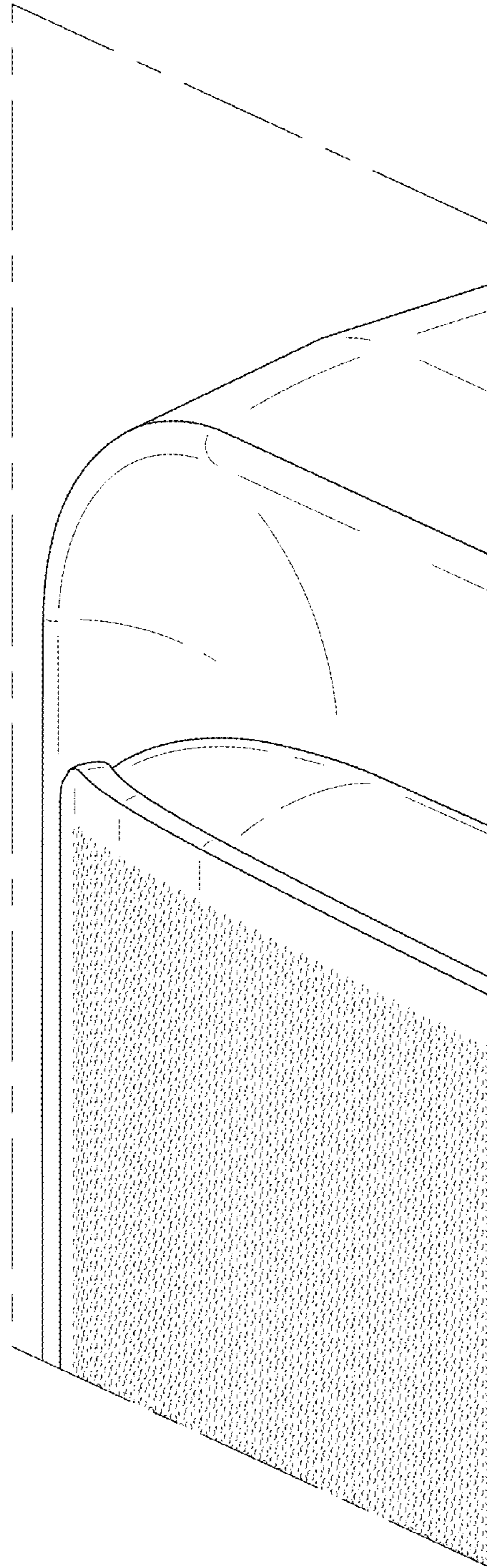


FIG. 9

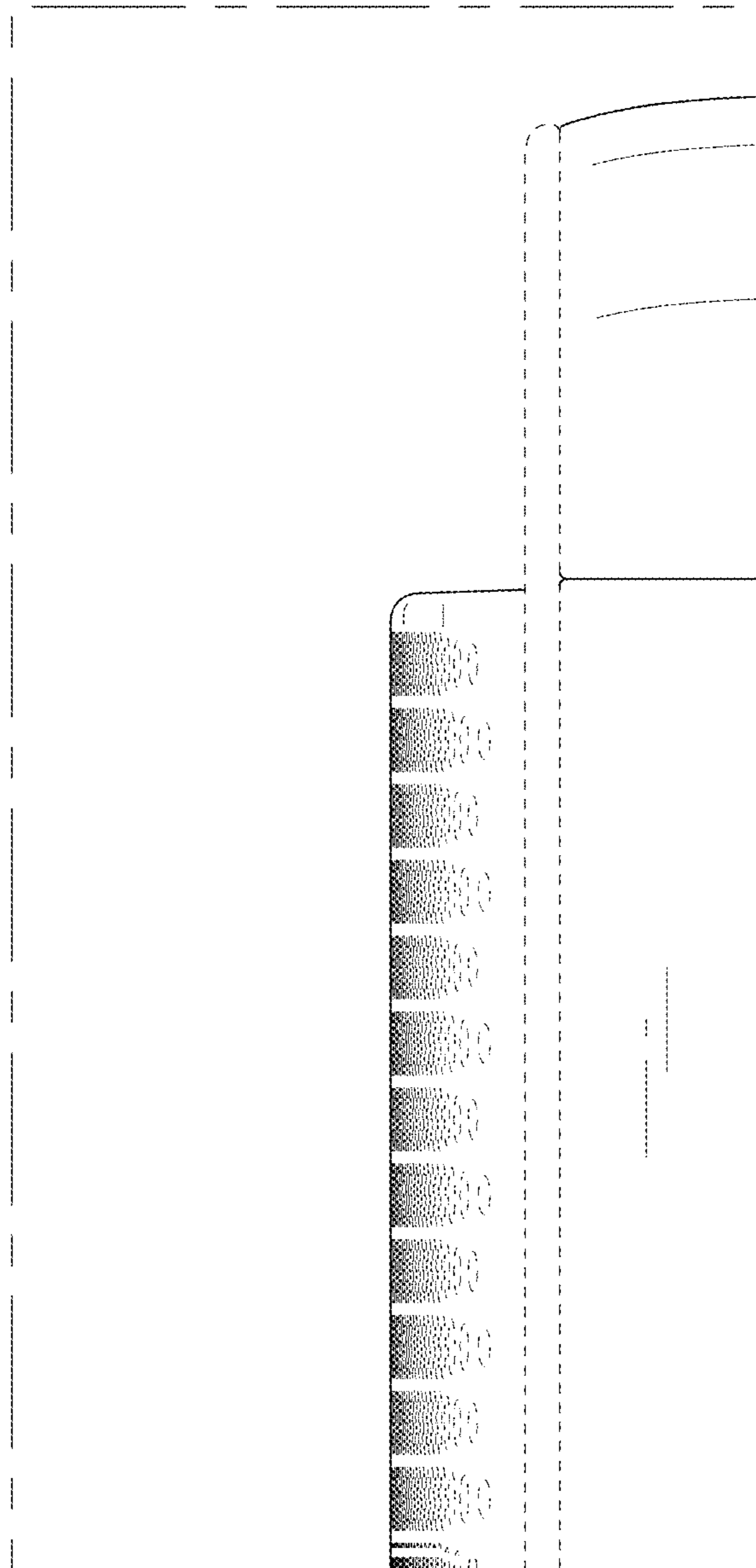


FIG. 10

