

US00D927617S

(12) **United States Design Patent** (10) **Patent No.:** **US D927,617 S**  
**Hocknell et al.** (45) **Date of Patent:** **\*\* Aug. 10, 2021**

(54) **GOLF BALL** 4,991,838 A \* 2/1991 Groves ..... A63B 43/008  
473/451  
(71) Applicant: **Callaway Golf Company**, Carlsbad, CA (US) 5,013,046 A 5/1991 Koch  
D333,499 S \* 2/1993 Perrone ..... D21/713  
5,370,389 A \* 12/1994 Reising ..... A63B 47/025  
473/153  
(72) Inventors: **Alan Hocknell**, Carlsbad, CA (US); 5,427,378 A 6/1995 Murphy  
**David Bartels**, Carlsbad, CA (US); 5,439,224 A \* 8/1995 Bertoncino ..... A63B 69/3694  
**Petra Petrich**, Escondido, CA (US) 473/153

(Continued)

(73) Assignee: **Callaway Golf Company**, Carlsbad, CA (US)

**FOREIGN PATENT DOCUMENTS**

(\*\*) Term: **15 Years**

WO WO-2005063343 A1 \* 7/2005 ..... A63B 57/20  
WO WO-2016148764 A1 \* 9/2016 ..... A63B 45/00

(Continued)

(21) Appl. No.: **29/693,856**

*Primary Examiner* — Catherine A Tuttle

(22) Filed: **Jun. 5, 2019**

(74) *Attorney, Agent, or Firm* — Michael A. Catania;  
Sonia Lari; Rebecca Hanovice

(51) **LOC (13) Cl.** ..... **21-02**

(52) **U.S. Cl.**  
USPC ..... **D21/708**

(57) **CLAIM**

(58) **Field of Classification Search**  
USPC ..... D21/707–714, 789–796; 473/351–385,  
473/569–614

The ornamental design for a golf ball, as shown and described.

CPC . A63B 7/00–14; A63B 45/02; A63B 57/0032;  
A63B 39/00–08; A63B 2039/003; A63B  
2039/006; A63B 2039/022; A63B  
41/00–12; A63B 2041/005; A63B  
43/00–06; A63B 2043/001

**DESCRIPTION**

See application file for complete search history.

FIG. 1 is a top perspective view of our new design for a golf ball with a solid line partially around a circumference of the golf ball with two parallel dashed lines;  
FIG. 2 is top plan view thereof;  
FIG. 3 is a front elevation view thereof;  
FIG. 4 is a bottom plan view thereof;  
FIG. 5 is another top plan view provided with indicia showing the area of enlargement in FIG. 6; and,  
FIG. 6 is an enlarged view of the area denoted by circle 6 of FIG. 5.

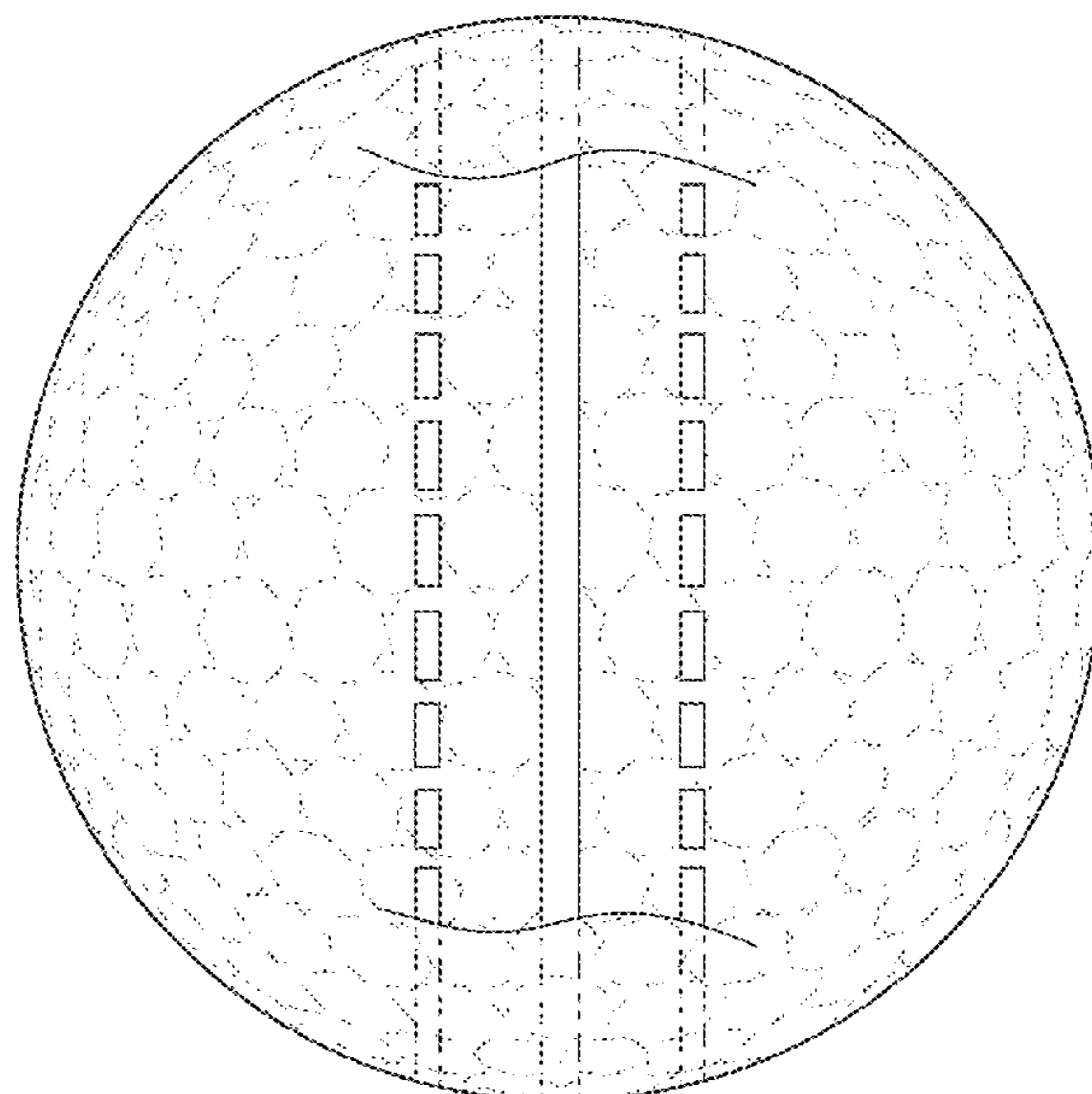
(56) **References Cited**

**U.S. PATENT DOCUMENTS**

1,656,408 A 1/1928 Young  
4,284,276 A \* 8/1981 Worst ..... A63B 37/0004  
40/327  
4,546,975 A \* 10/1985 Nims ..... A63B 43/008  
473/447  
4,706,958 A \* 11/1987 Inoue ..... A63B 37/0003  
40/327

The broken lines denoting the circumscribed area in FIG. 5 and depicting circular and linear surface details are for illustrative purposes only; and form no part of the claimed design.

**1 Claim, 5 Drawing Sheets**



(56)

References Cited

U.S. PATENT DOCUMENTS

5,542,680 A \* 8/1996 Proudfit ..... A63B 37/0003  
40/327  
5,662,530 A 9/1997 Sellar  
D408,481 S \* 4/1999 Disco ..... D21/708  
D410,511 S 6/1999 Stahl et al.  
D410,979 S 6/1999 Stahl et al.  
D411,268 S \* 6/1999 Sullivan ..... D21/709  
D412,954 S 8/1999 Stahl et al.  
D414,229 S \* 9/1999 Sohn ..... D21/709  
D415,541 S 10/1999 Stahl et al.  
D419,626 S 1/2000 Stahl et al.  
D424,143 S 5/2000 Stahl et al.  
D458,978 S \* 6/2002 Lombardi ..... D21/709  
6,453,807 B1 \* 9/2002 Ramey ..... A63B 43/008  
101/35  
D501,900 S \* 2/2005 Gammon, Jr. .... D21/708  
D627,020 S \* 11/2010 Martin ..... D21/713  
D655,358 S 3/2012 Barrett  
D691,679 S 10/2013 Barrett  
8,663,025 B2 3/2014 Barrett  
D704,291 S \* 5/2014 Snyder ..... D21/794  
8,721,468 B1 5/2014 Barrett  
8,820,228 B2 9/2014 Barrett  
D808,477 S 1/2018 Finley et al.  
D811,498 S 2/2018 Finley et al.

D811,499 S 2/2018 Simonds et al.  
D813,326 S 3/2018 Finley et al.  
D814,578 S 4/2018 Finley et al.  
D815,219 S 4/2018 Simonds et al.  
D868,912 S \* 12/2019 Kim ..... D21/708  
2003/0181266 A1 \* 9/2003 Sowders ..... A63B 43/008  
473/447  
2003/0236126 A1 \* 12/2003 Tucker ..... A63B 37/14  
473/52  
2008/0020865 A1 \* 1/2008 Mitsuba ..... A63B 37/0003  
473/378  
2011/0207553 A1 \* 8/2011 Reid ..... G01S 13/88  
473/353  
2012/0028726 A1 \* 2/2012 Aittola ..... A63B 37/0003  
473/280  
2012/0258815 A1 \* 10/2012 Barrett ..... A63B 69/3685  
473/226  
2013/0324310 A1 \* 12/2013 Leech ..... A63B 37/0003  
473/371  
2019/0282871 A1 \* 9/2019 Peterson ..... A63B 57/207  
2020/0038716 A1 \* 2/2020 Wright ..... A63B 67/06

FOREIGN PATENT DOCUMENTS

WO WO-2019132049 A1 \* 7/2019 ..... A63B 57/30  
WO WO-2020009516 A1 \* 1/2020 ..... A63B 47/00

\* cited by examiner

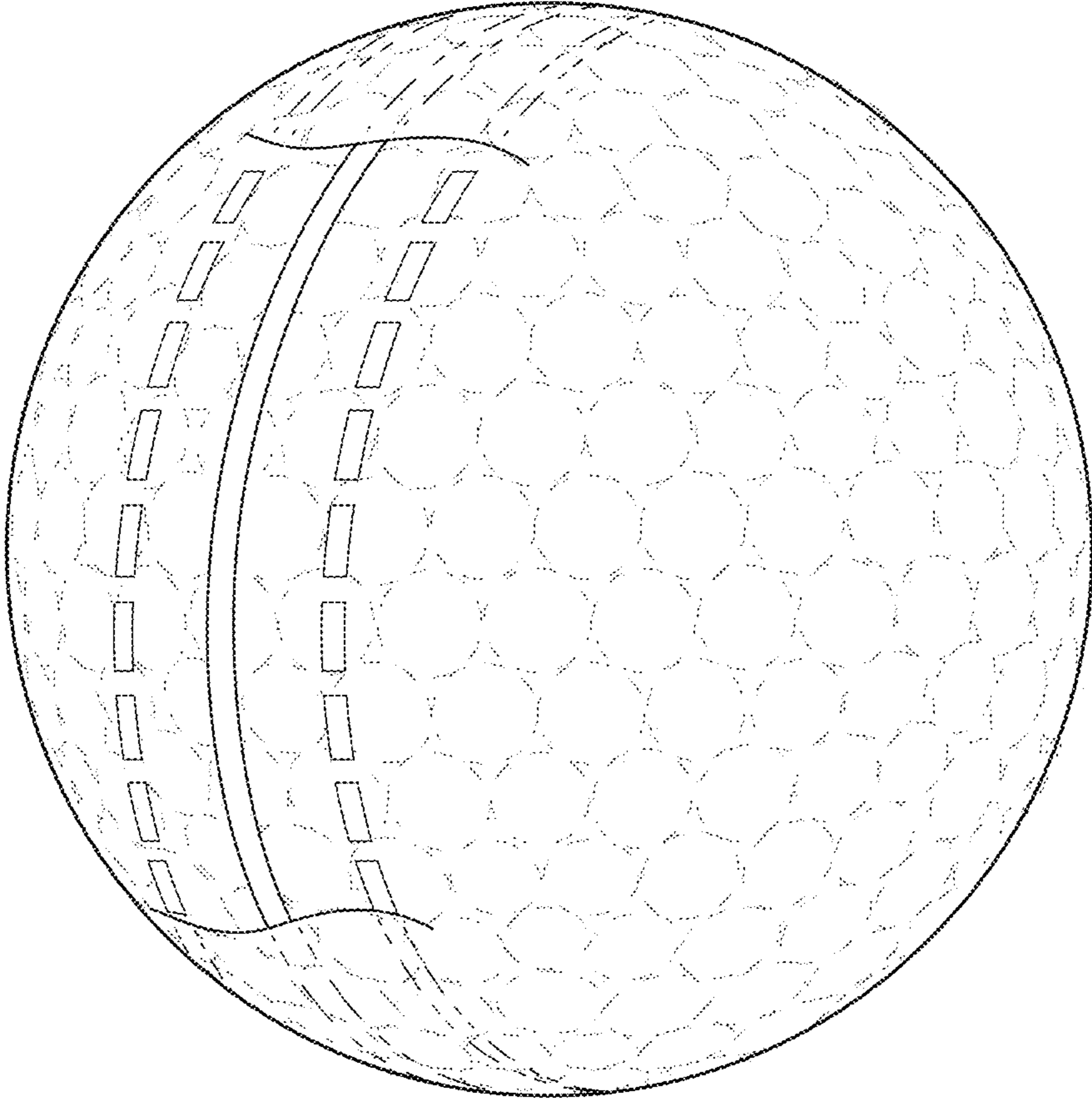


FIG. 1

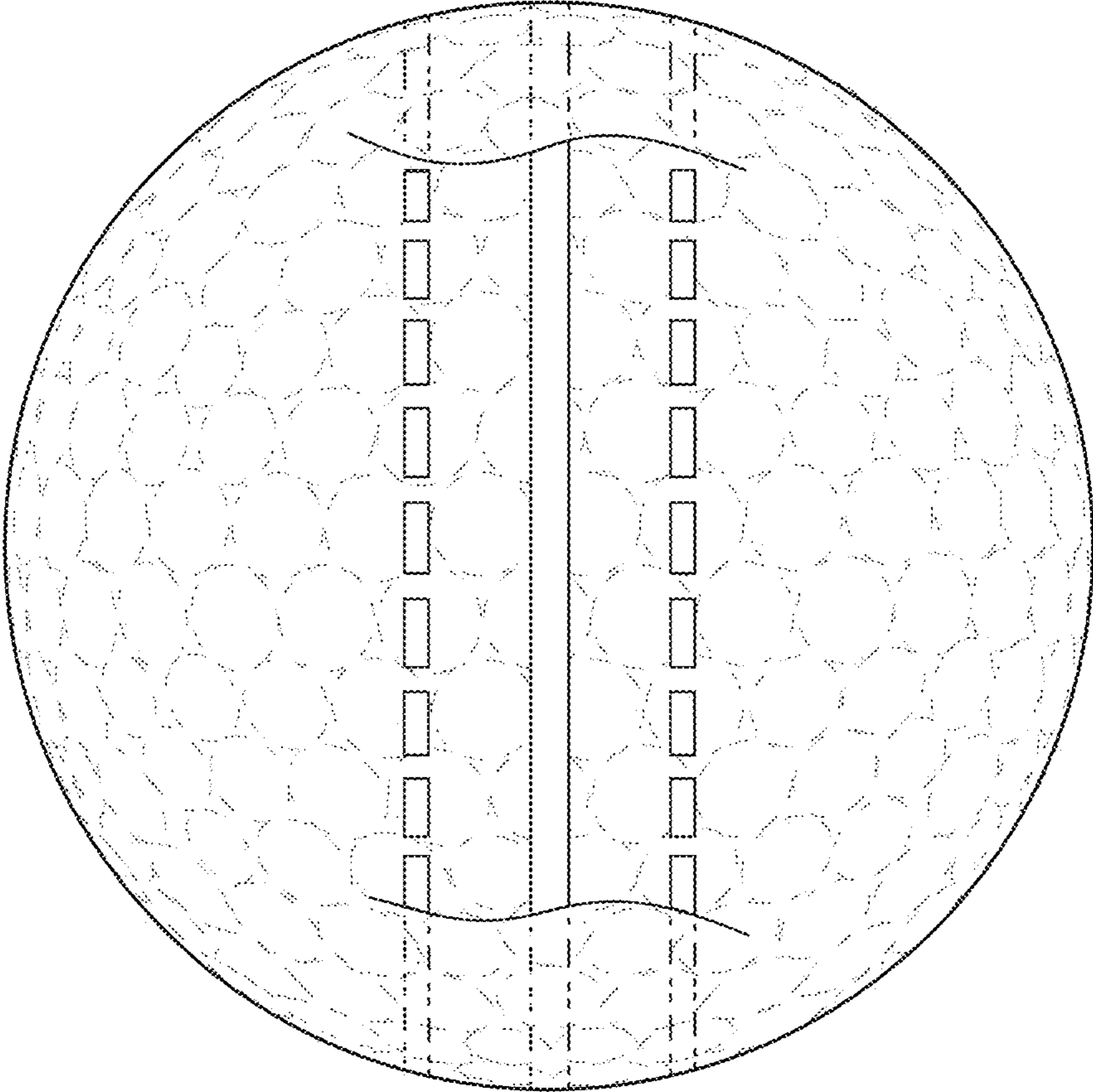


FIG. 2



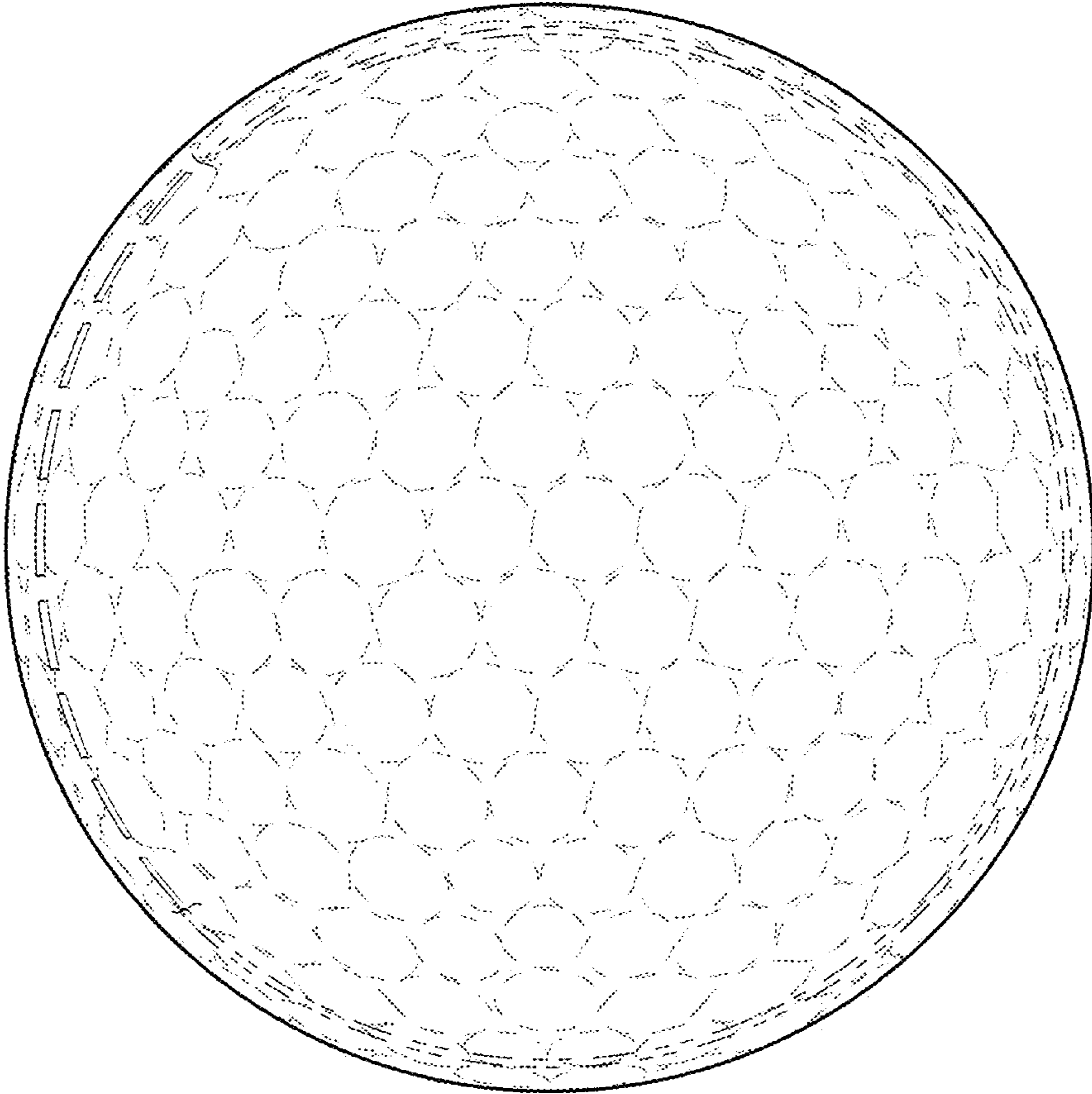


FIG. 3

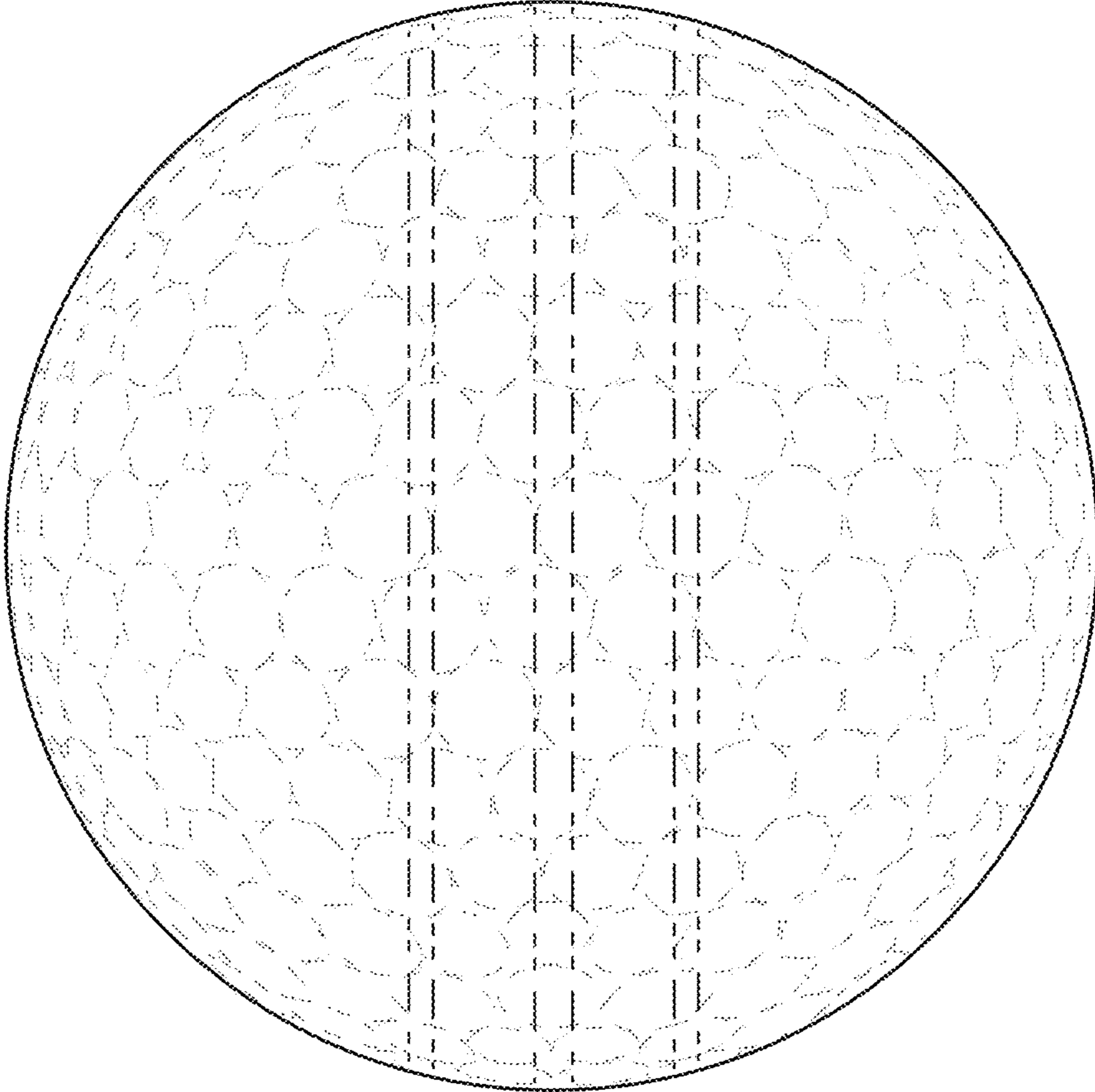


FIG. 4

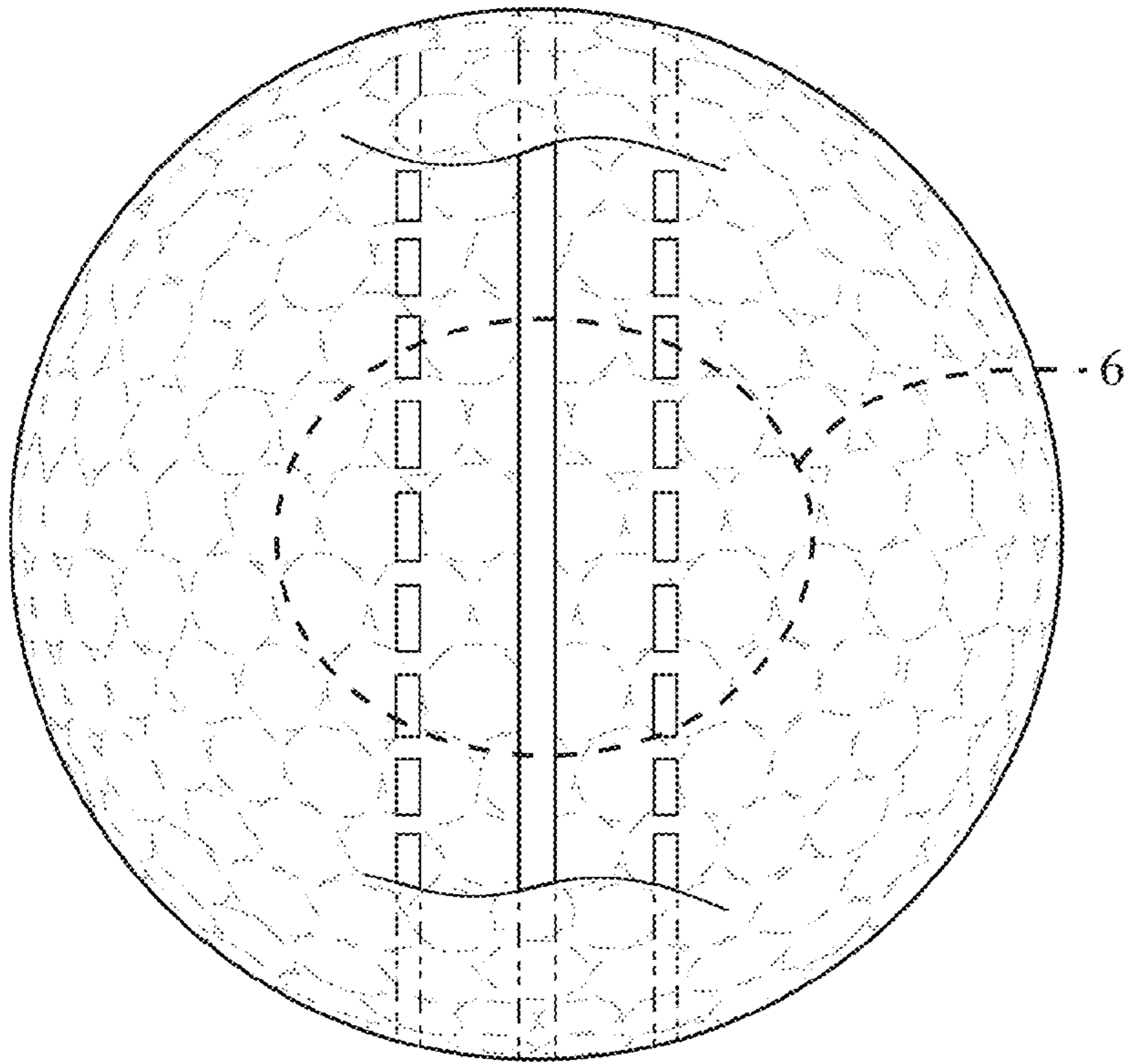


FIG. 5

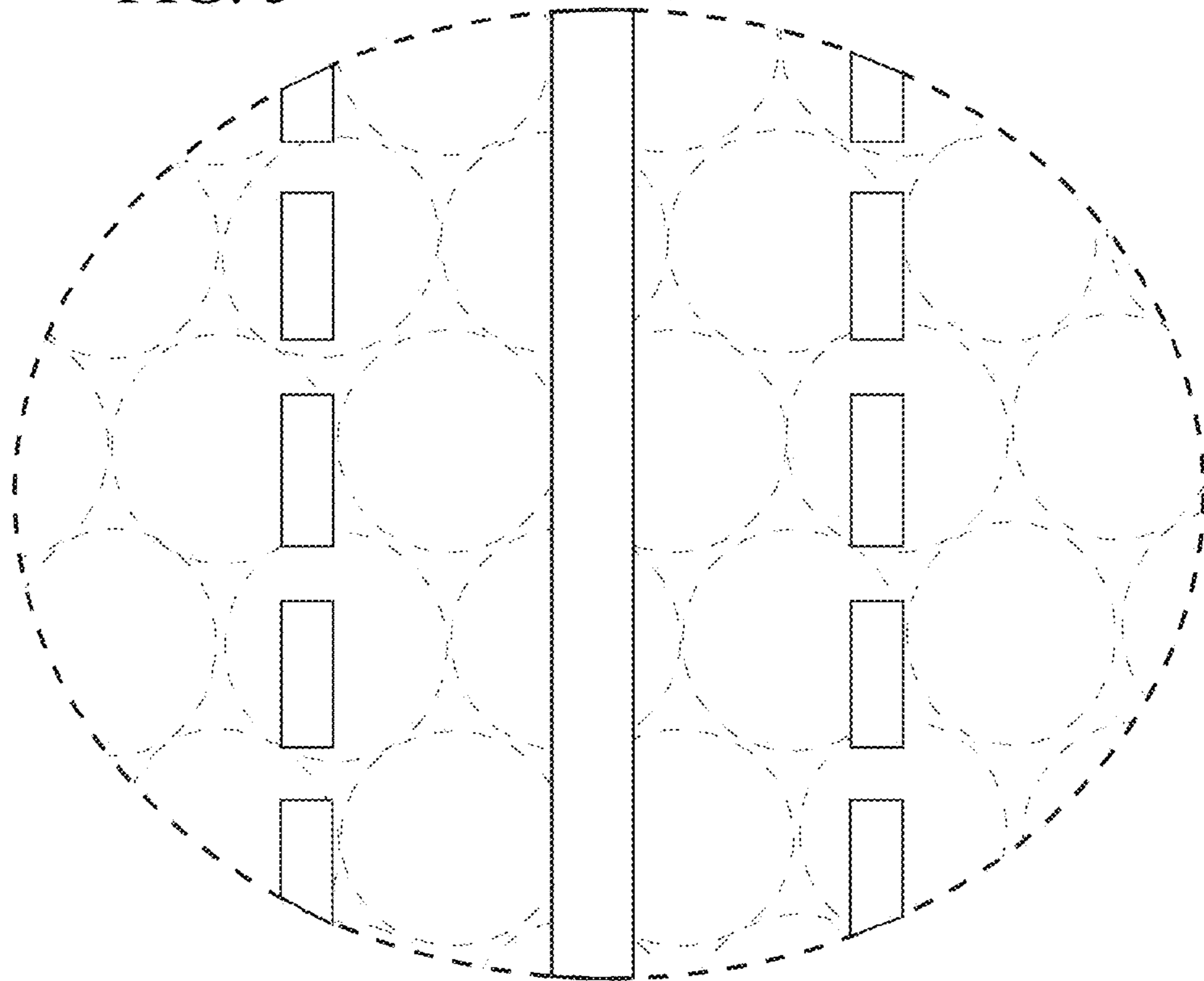


FIG. 6