



US00D927581S

(12) **United States Design Patent** (10) **Patent No.:** **US D927,581 S**
Ma (45) **Date of Patent:** **** Aug. 10, 2021**

(54) **HOLDER FOR MULTIPLE CAMERAS**
(71) Applicant: **TuSimple, Inc.**, San Diego, CA (US)
(72) Inventor: **Zhihua Ma**, Beijing (CN)
(73) Assignee: **TUSIMPLE, INC.**, San Diego, CA (US)
(**) Term: **15 Years**
(21) Appl. No.: **29/682,890**
(22) Filed: **Mar. 8, 2019**

8,488,045 B2 7/2013 Busse
8,587,715 B2* 11/2013 Takeda H04R 5/027
348/373
D711,451 S * 8/2014 Katsuyama D16/208
9,456,199 B2* 9/2016 Ohsumi B60R 11/04
D769,956 S * 10/2016 Hinkel D16/203
D795,940 S * 8/2017 Huang D16/203
D800,201 S * 10/2017 Song D16/202
D801,418 S * 10/2017 Park D16/309
9,784,942 B2* 10/2017 Kovacs G03B 17/12
D820,897 S * 6/2018 Ruzs D16/203
D835,695 S * 12/2018 Hu D16/202
D835,701 S * 12/2018 Song D16/219
2006/0215021 A1* 9/2006 Suto H04N 13/246
348/139

* cited by examiner

Related U.S. Application Data

(62) Division of application No. 29/617,661, filed on Sep. 15, 2017.

Foreign Application Priority Data

Jul. 10, 2017 (CN) 201730299577.1

(51) **LOC (13) Cl.** **16-05**

(52) **U.S. Cl.**
USPC **D16/219**; D16/237

(58) **Field of Classification Search**
USPC D16/200, 202–208, 218, 219, 242, 237;
348/143, 148, 151, 373–376; 396/419,
396/427, 535, 539–541; 248/176.1, 187.1
CPC G03B 17/02; G03B 19/04; G03B 17/56;
G03B 17/04; G03B 15/03; H04N 5/2251;
H04N 5/2252; H04N 5/2253; H04N
5/2254; H04N 7/181; H04N 7/183; H04N
7/18

See application file for complete search history.

(56) **References Cited**

U.S. PATENT DOCUMENTS

D251,494 S * 4/1979 Richards D16/222
4,879,596 A 1/1989 Miura

Primary Examiner — Ramzi S Almatrahi

(74) *Attorney, Agent, or Firm* — Paul Liu; Julie J. Muyco; Perkins Coie, LLP

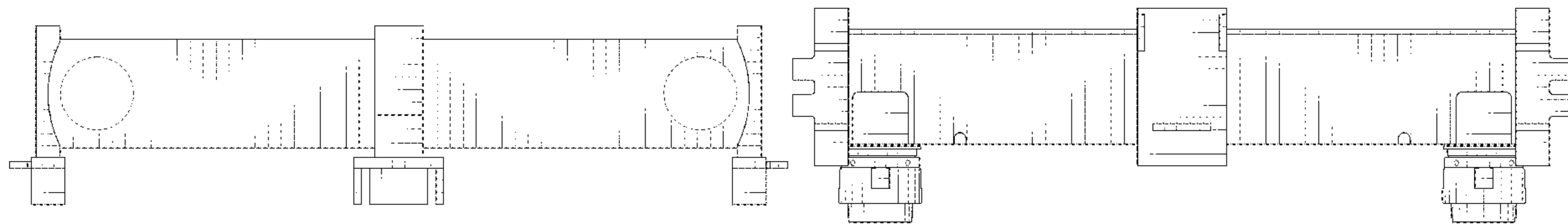
(57) **CLAIM**

The ornamental design for a holder for multiple cameras, as shown and described.

DESCRIPTION

A portion of the disclosure of this patent document contains material to which a claim for copyright is made. The copyright owner has no objection to the facsimile reproduction by anyone of the patent document or the patent disclosure, as it appears in the Patent and Trademark Office patent file or records, but reserves all other copyrights whatsoever. FIG. 1 is a front view of a holder for multiple cameras showing my new design; FIG. 2 is a rear view thereof; FIG. 3 is a left side view thereof; FIG. 4 is a right side view thereof; FIG. 5 is a top view thereof; and, FIG. 6 is a bottom view thereof. The broken lines depict portions of the holder for multiple cameras that form no part of the claimed design.

1 Claim, 6 Drawing Sheets



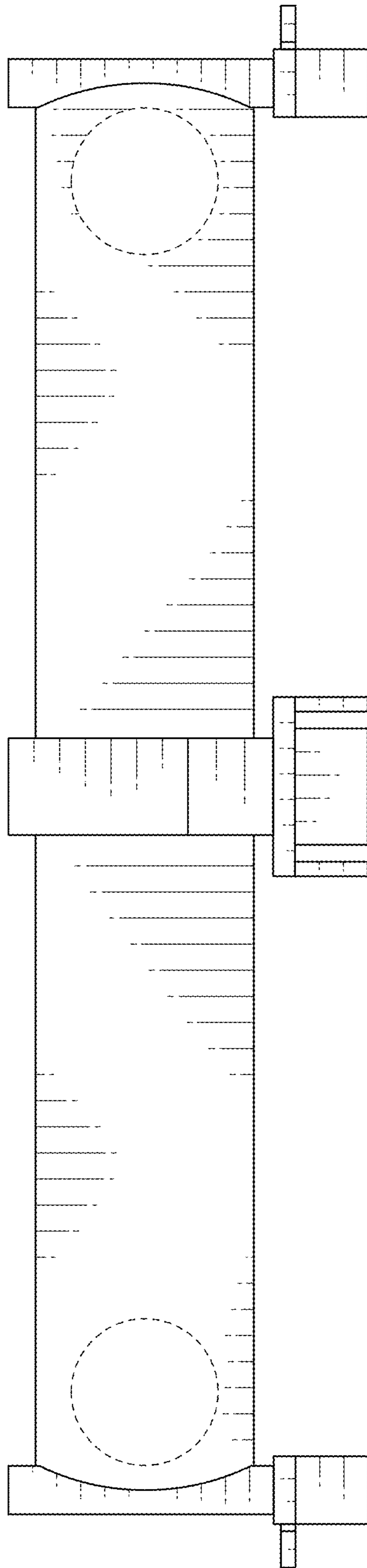


FIG. 1

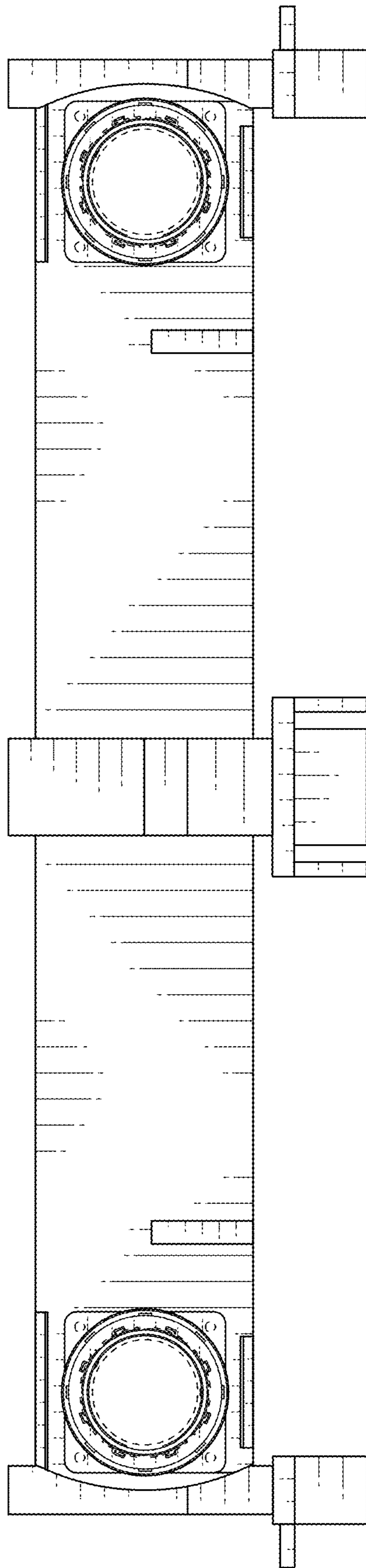


FIG. 2

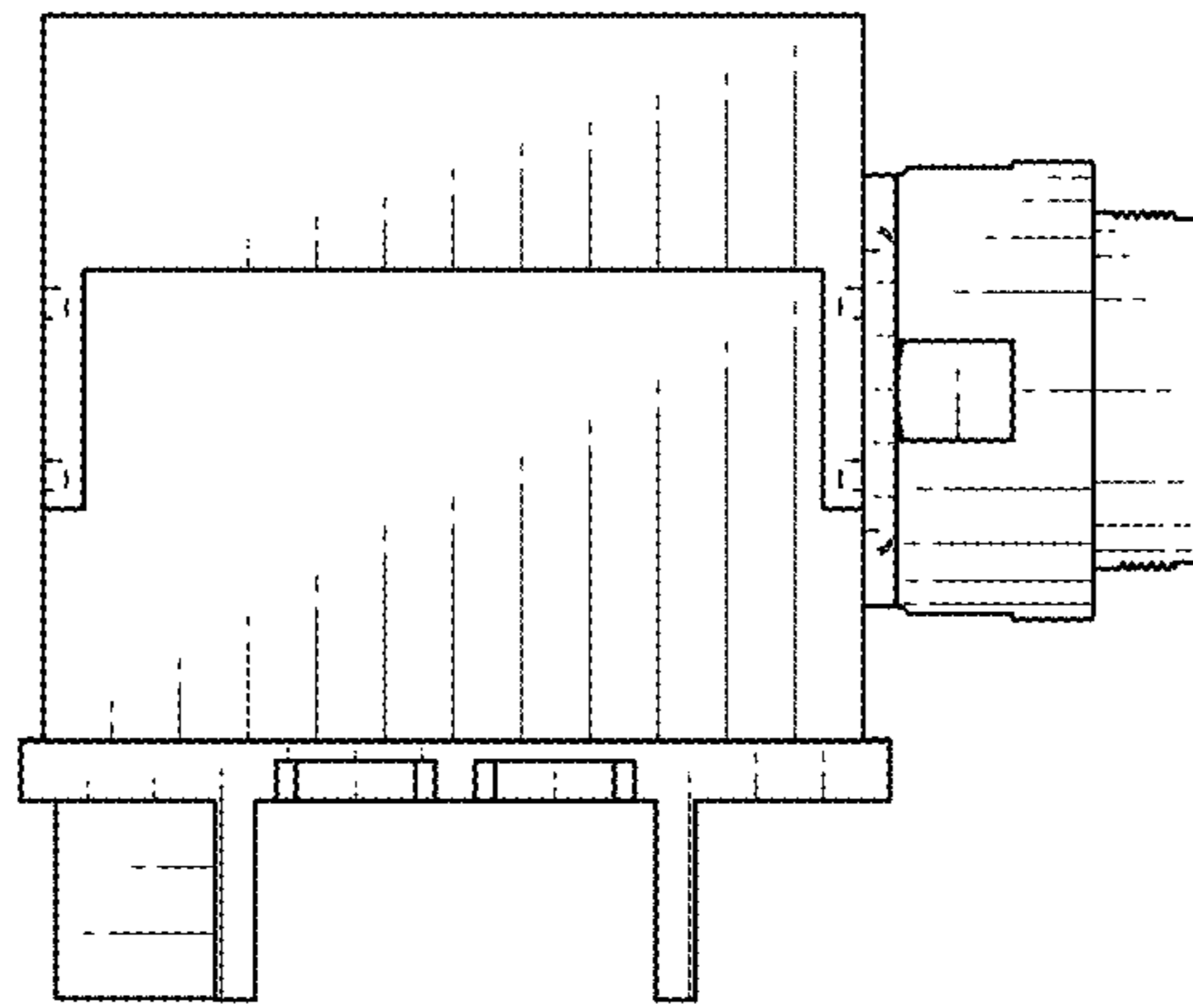


FIG. 3

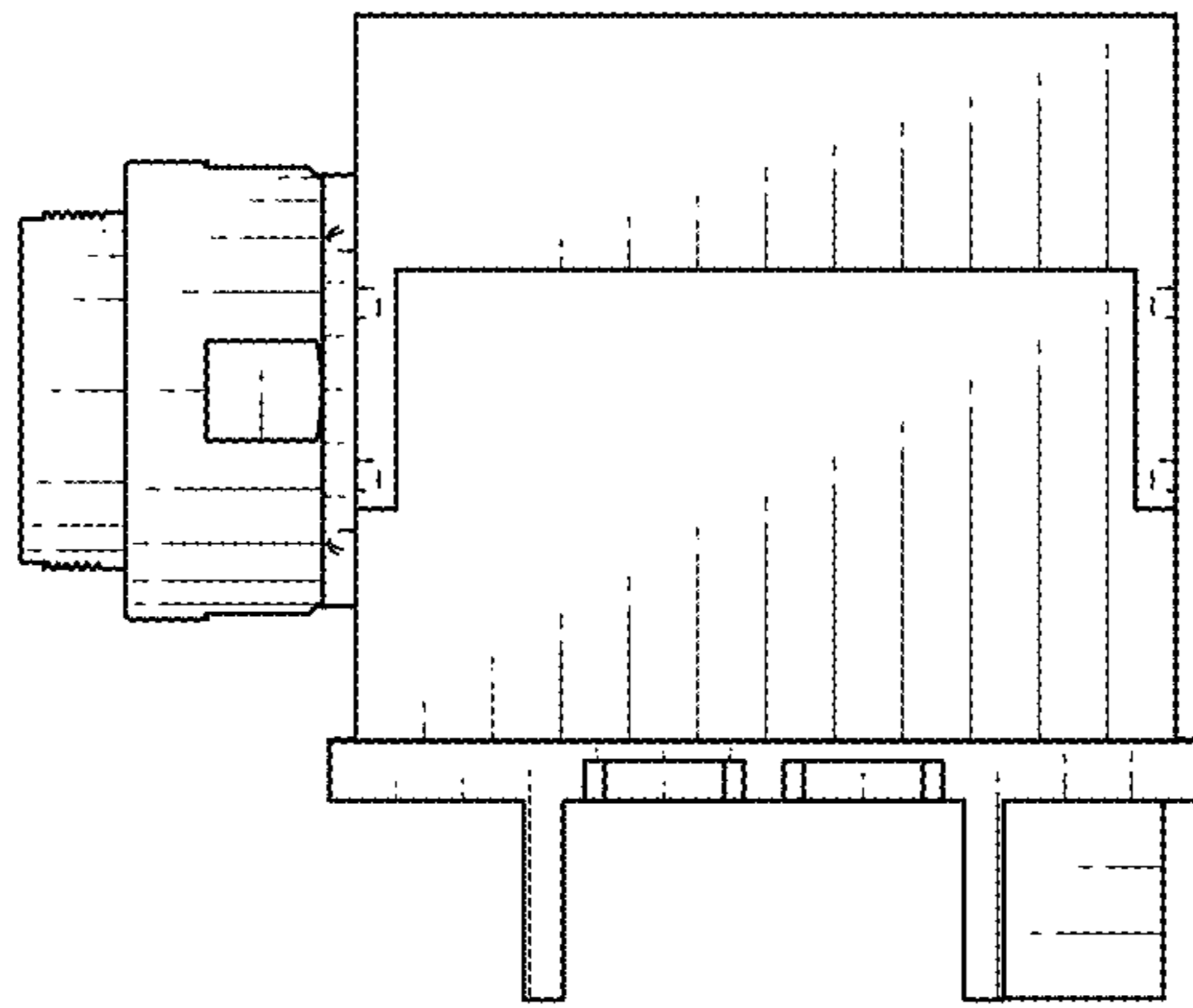


FIG. 4

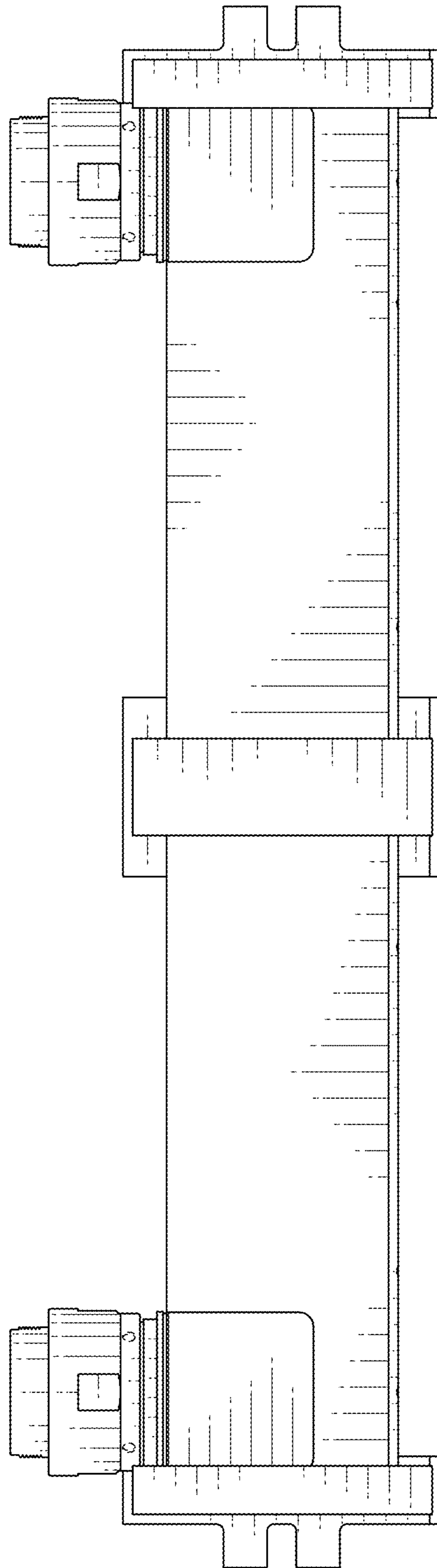


FIG. 5

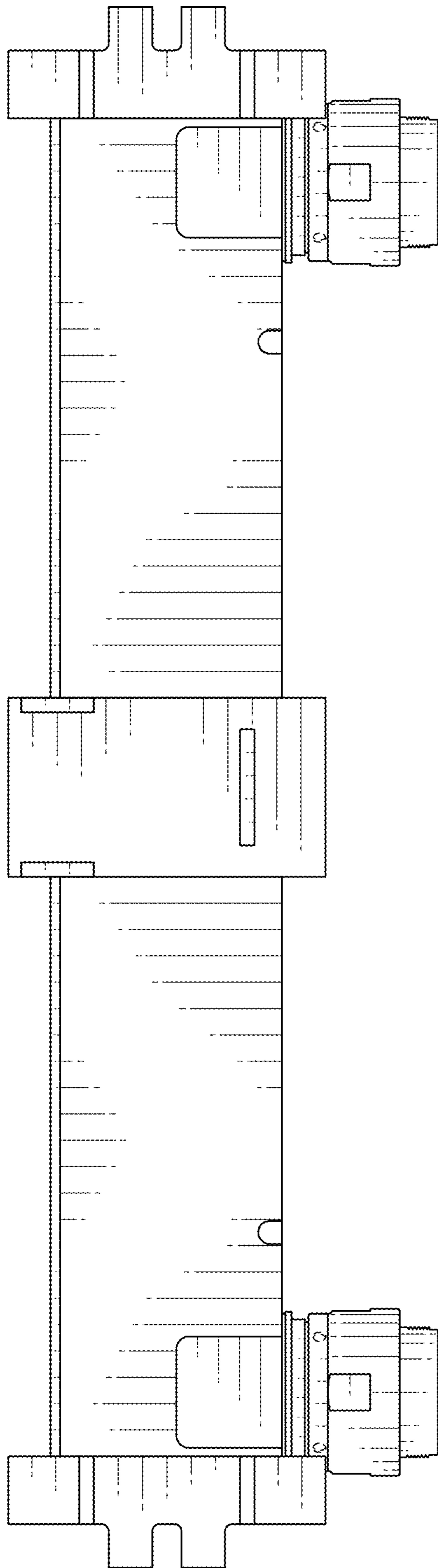


FIG. 6