



US00D927563S

(12) **United States Design Patent** (10) **Patent No.:** **US D927,563 S**
Lee et al. (45) **Date of Patent:** **** Aug. 10, 2021**

(54) **REFRIGERATOR**

(71) Applicant: **Samsung Electronics Co., Ltd.**,
Suwon-si (KR)

(72) Inventors: **Youngseok Lee**, Suwon-si (KR); **Seojin Park**, Seoul (KR); **Youngmin Park**,
Suwon-si (KR); **Rina Shin**, Seoul (KR);
Jongsu Jeon, Suwon-si (KR)

(73) Assignee: **Samsung Electronics Co., Ltd.**,
Suwon-si (KR)

(**) Term: **15 Years**

(21) Appl. No.: **29/702,780**

(22) Filed: **Aug. 22, 2019**

(30) **Foreign Application Priority Data**

Feb. 22, 2019 (KR) 30-2019-0008108

(51) **LOC (13) Cl.** **15-07**

(52) **U.S. Cl.**
USPC **D15/88**

(58) **Field of Classification Search**
USPC D15/79-91
CPC .. F25D 11/00; F25D 17/065; F25D 2325/022;
F25D 23/069; F25D 25/025; F25D 11/02;
F25D 17/062; F25D 21/12; F25D 21/125;
F25D 21/14; F25D 2317/061; F25D
2317/067; F25D 2323/021; F25D
2323/024; F25D 23/028; F25D 23/04;
F25D 23/066; F25D 23/085; F25D
23/087; F25D 23/126; F25D 2400/02;
F25D 2400/06; F25D 2400/361; F25D
2400/40; F25D 25/005; F25D 25/02;
F25D 2600/02; F25D 2700/02; F25D
2700/12; F25D 2700/121; F25D 2700/14;
F25D 29/00

See application file for complete search history.

(56) **References Cited**

U.S. PATENT DOCUMENTS

D728,643 S	5/2015	Yamada et al.	
D748,928 S	2/2016	Carey	
D773,541 S *	12/2016	Park	D15/91
D791,202 S *	7/2017	Kwak	D15/91
D822,722 S *	7/2018	Lee	D15/88
D825,619 S *	8/2018	Lee	D15/81
D825,620 S *	8/2018	Lee	D15/81
D888,111 S *	6/2020	Lambert	D15/88
D895,694 S *	9/2020	Yu	D15/85
D895,695 S *	9/2020	Choi	D15/85

FOREIGN PATENT DOCUMENTS

EM	002094433-0001	10/2012
EM	002473744-0006	6/2014
EM	003326982-0001	8/2016

* cited by examiner

Primary Examiner — Khawaja Anwar

(74) *Attorney, Agent, or Firm* — NSIP Law

(57) **CLAIM**

We claim the ornamental design for a refrigerator, as shown and described.

DESCRIPTION

FIG. 1 is a front perspective view of a refrigerator showing our new design;
FIG. 2 is a front view thereof;
FIG. 3 is a rear view thereof;
FIG. 4 is a left-side view thereof;
FIG. 5 is a right-side view thereof;
FIG. 6 is a top view thereof; and,
FIG. 7 is a bottom view thereof.
The broken lines in the figures depict portions of the refrigerator which form no part of the claimed design.

1 Claim, 6 Drawing Sheets

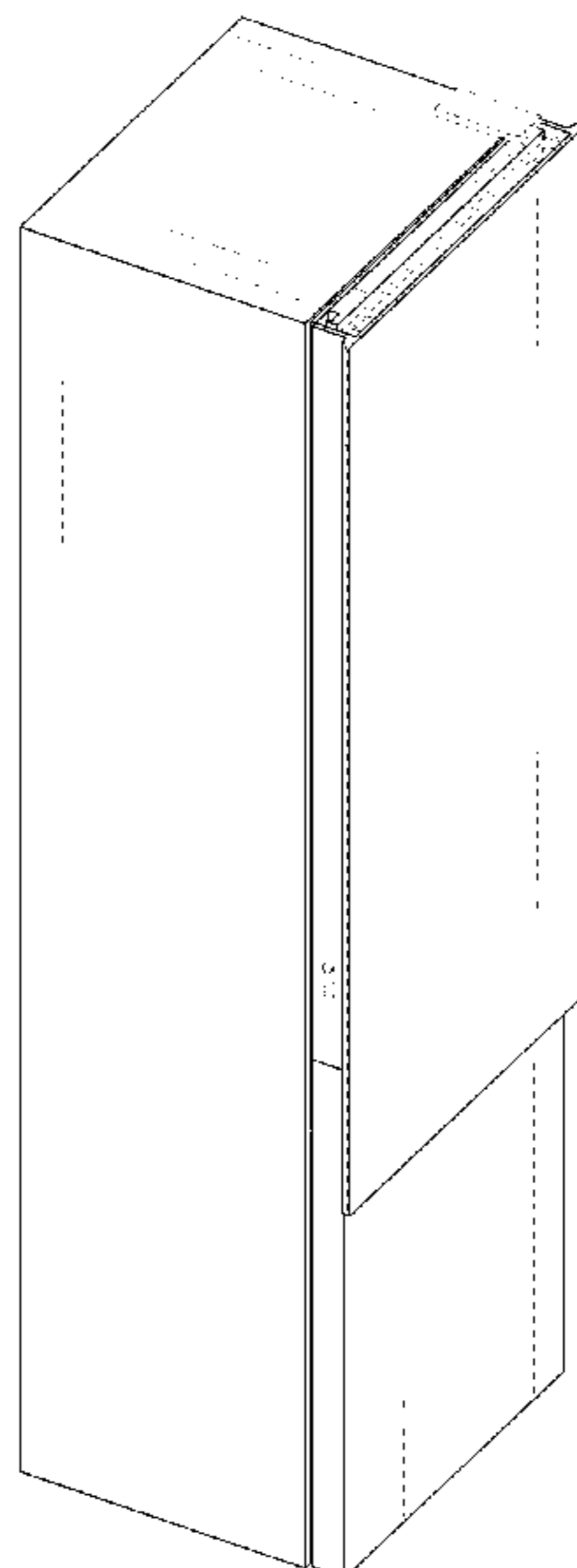


FIG. 1

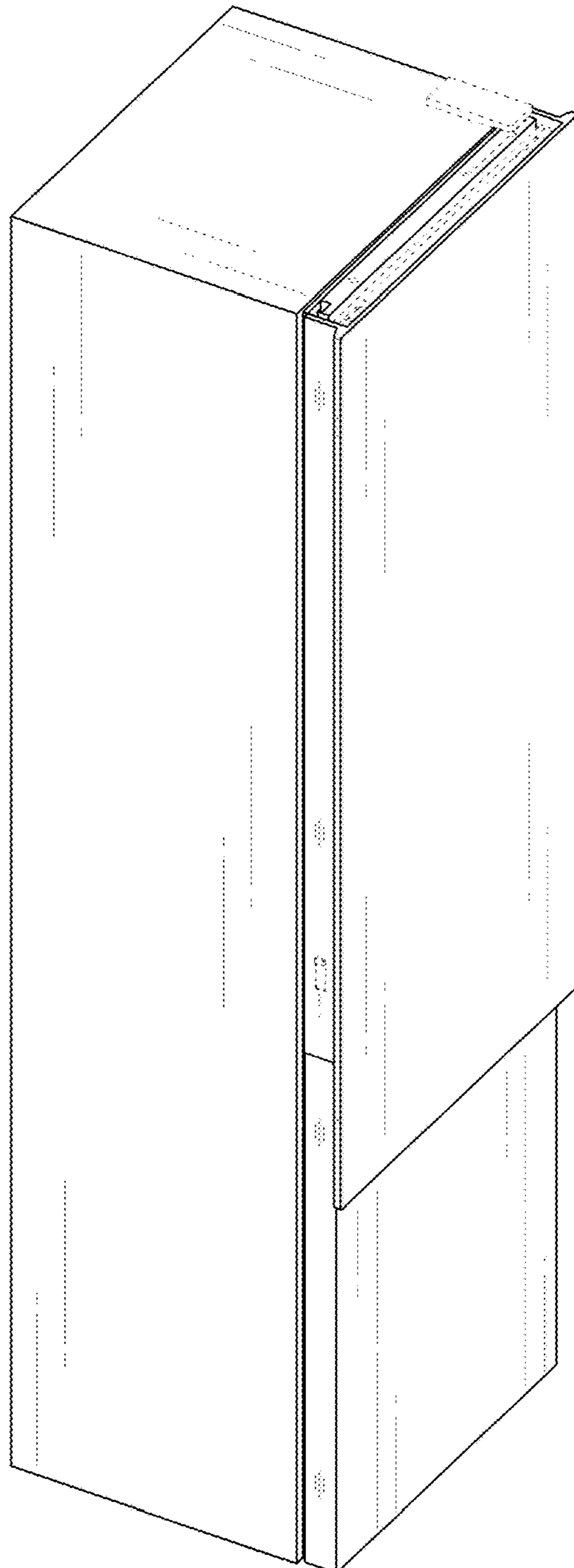


FIG. 2




FIG. 3




FIG. 4




FIG. 5

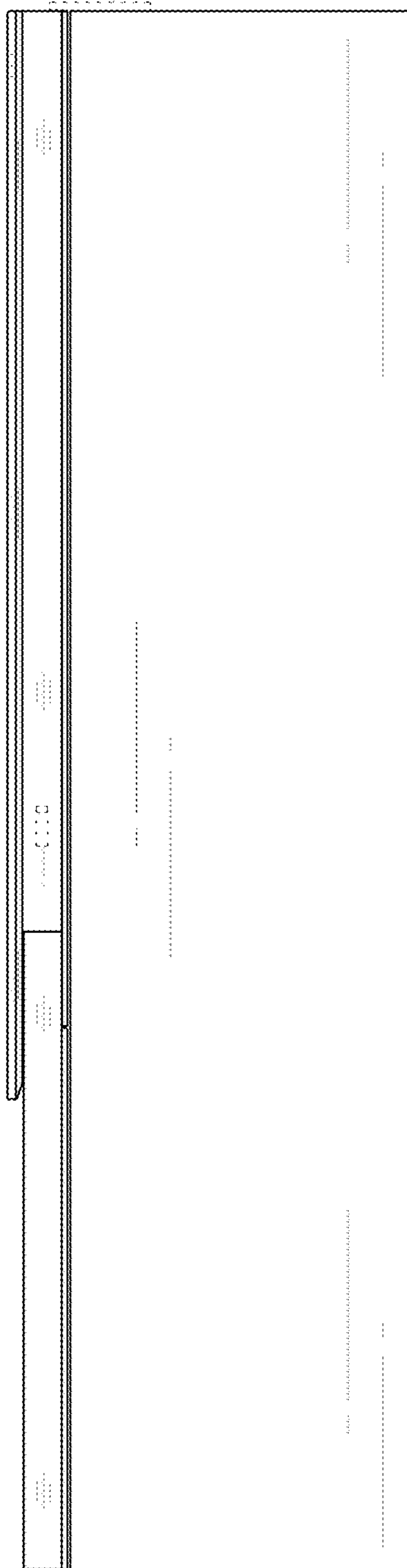


FIG. 6

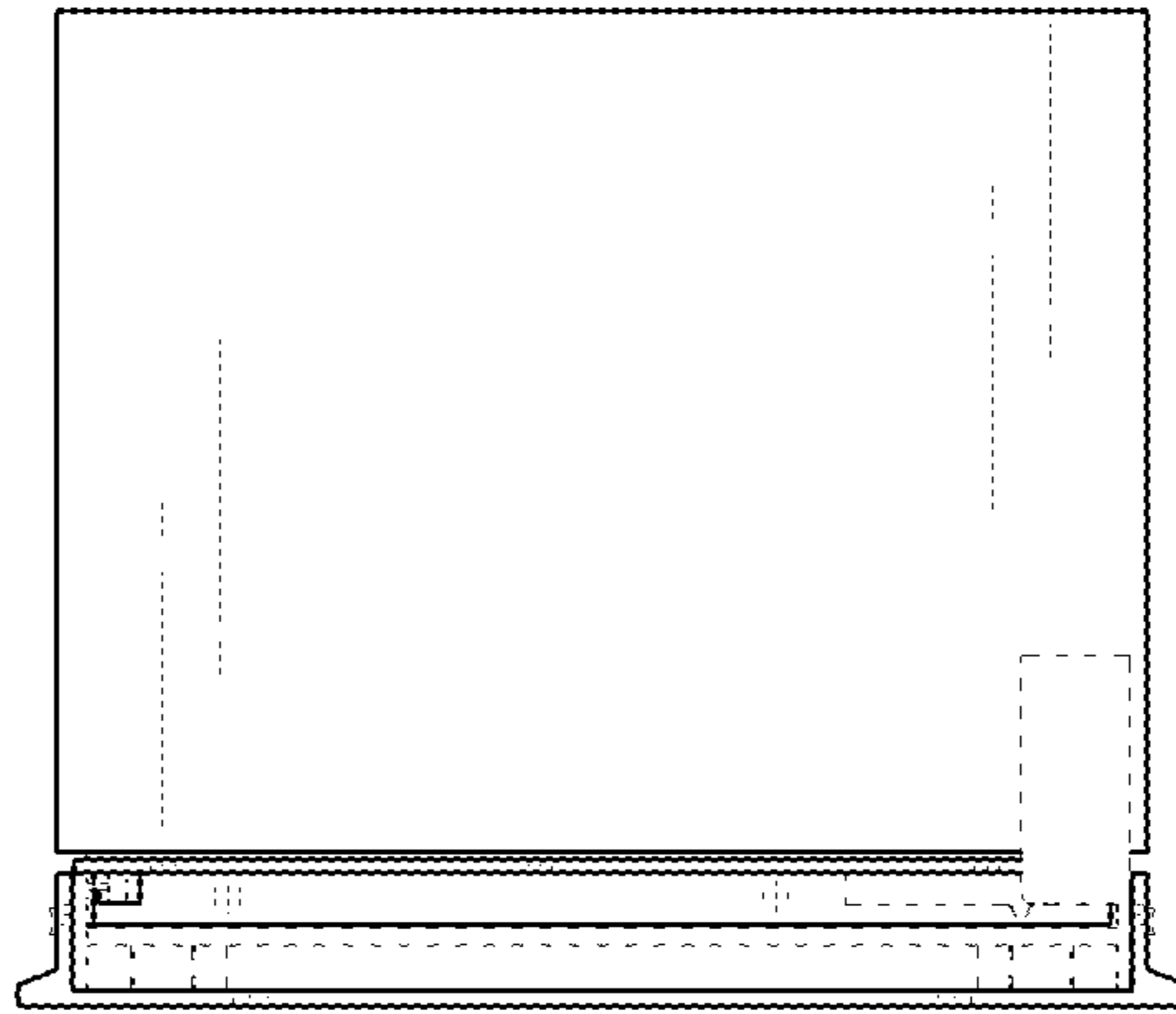


FIG. 7

