



US00D927504S

(12) **United States Design Patent** (10) **Patent No.:** **US D927,504 S**
Wu (45) **Date of Patent:** **** Aug. 10, 2021**

(54) **SCREEN RECORDER**
(71) Applicant: **Shihong Wu**, Liuzhou (CN)
(72) Inventor: **Shihong Wu**, Liuzhou (CN)
(73) Assignee: **DONGGUAN KINGTRON ELECTRONICS TECHNOLOGY CO., LTD**, Dongguan (CN)

D622,276 S * 8/2010 Tran D14/480.1
D625,730 S * 10/2010 Cacioppo D14/435.1
D631,053 S * 1/2011 Bailey D14/480.1
D631,884 S * 2/2011 Klein D14/435.1
D688,247 S * 8/2013 Girotti D14/435.1
D737,701 S * 9/2015 Payne D10/78
D754,139 S * 4/2016 Billington D14/480.1
D798,307 S * 9/2017 Otsuka D14/480.1
D803,226 S 11/2017 Lee
D805,087 S * 12/2017 Sumii D14/480.1
D829,727 S * 10/2018 Chen D14/480.1

(**) Term: **15 Years**

* cited by examiner

(21) Appl. No.: **29/746,783**

Primary Examiner — Angela J Lee

(22) Filed: **Aug. 17, 2020**

(74) *Attorney, Agent, or Firm* — Justin Lampel

(51) **LOC (13) Cl.** **14-03**

(57) **CLAIM**

(52) **U.S. Cl.**
USPC **D14/480.1**

The ornamental design for a screen recorder, as shown and described.

(58) **Field of Classification Search**
USPC D14/480.1–480.7, 435.1, 411, 433, 436,
D14/484.1, 137, 155, 203.1–203.8, 240,
D14/242; D13/133, 154
CPC H05K 5/0278; G06K 19/07732
See application file for complete search history.

DESCRIPTION


FIG. 1 is a perspective view of a screen recorder showing the claimed design;
FIG. 2 is a top plan view thereof;
FIG. 3 is a rear elevational view thereof;
FIG. 4 is a side view thereof;
FIG. 5 is a front view thereof;
FIG. 6 is another side view thereof; and,
FIG. 7 is a bottom plan view thereof.

(56) **References Cited**

U.S. PATENT DOCUMENTS

D489,688 S * 5/2004 Jiang D14/435.1
D491,144 S * 6/2004 Jiang D14/435.1
D522,507 S * 6/2006 Milan D14/480.1

1 Claim, 7 Drawing Sheets



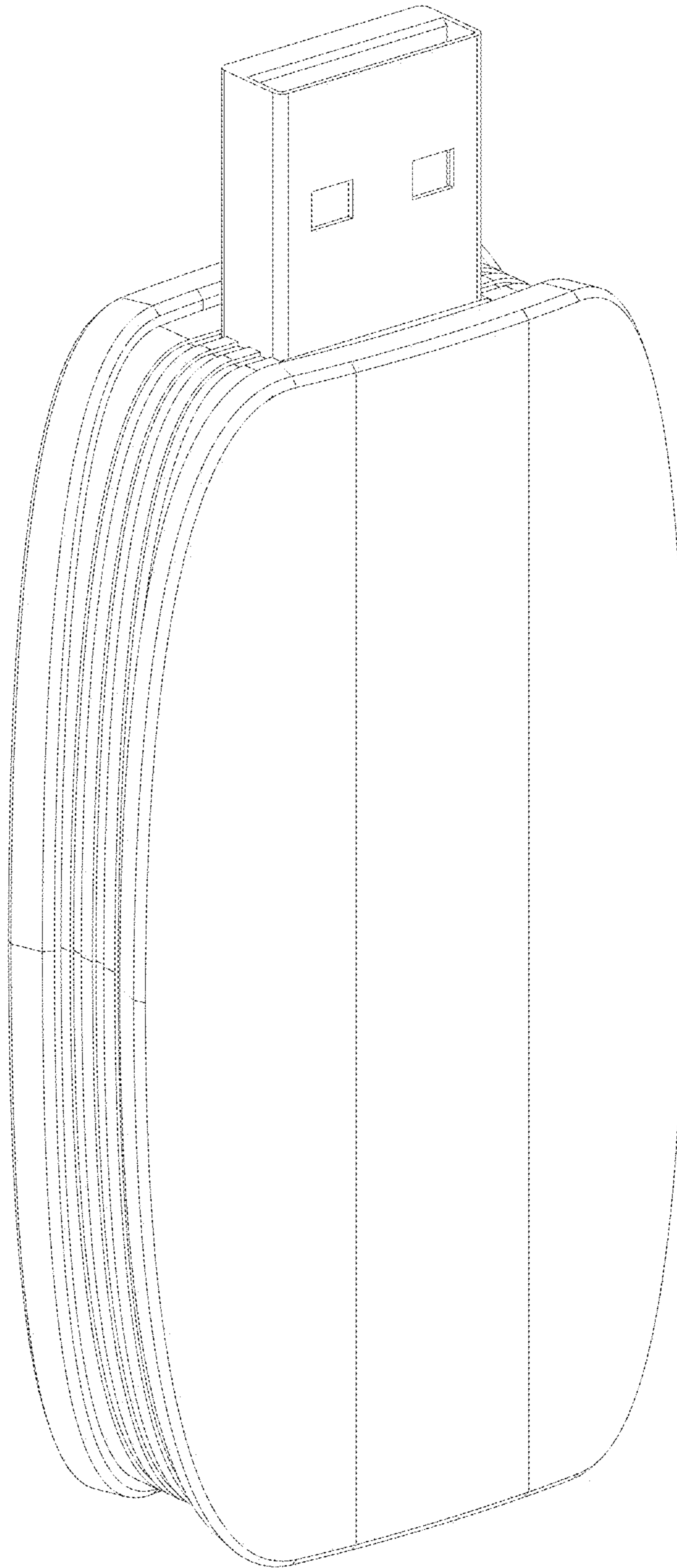


FIG. 1

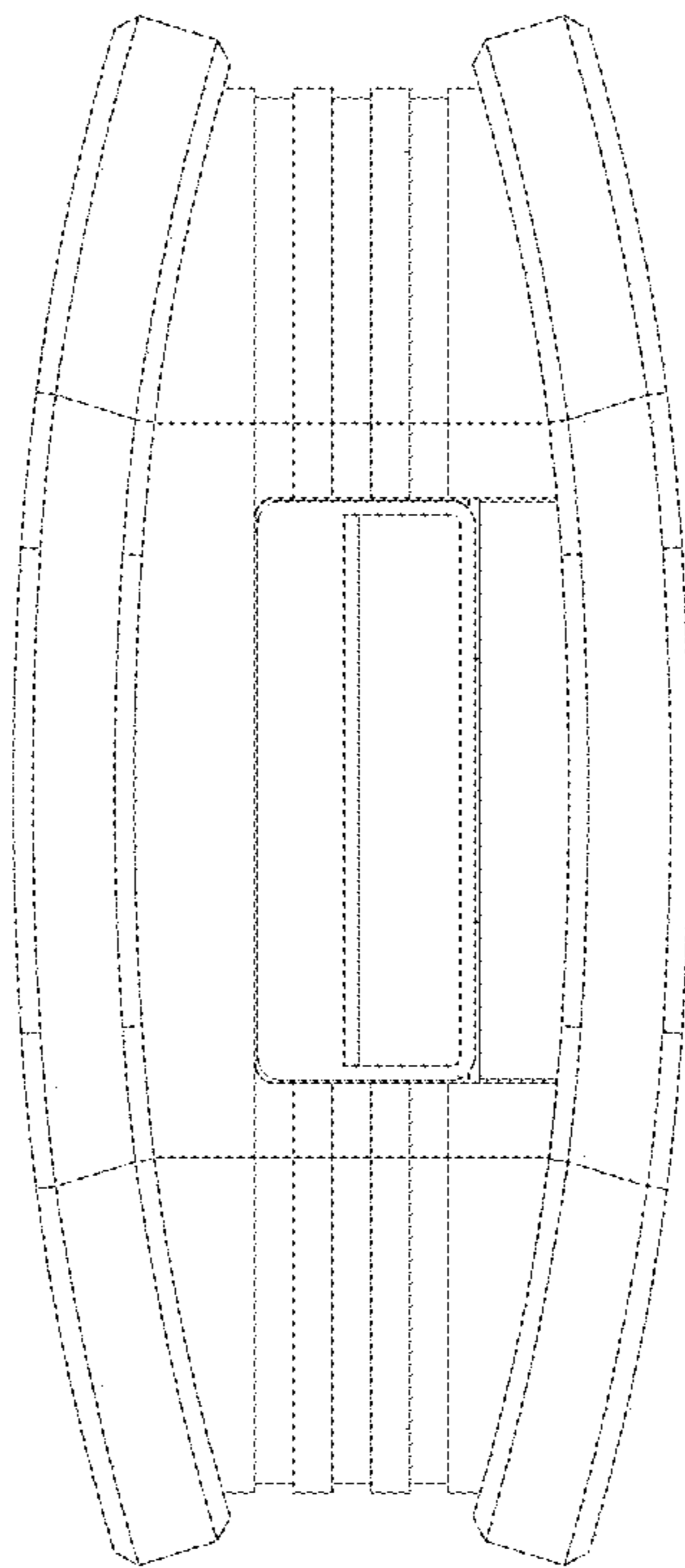


FIG. 2

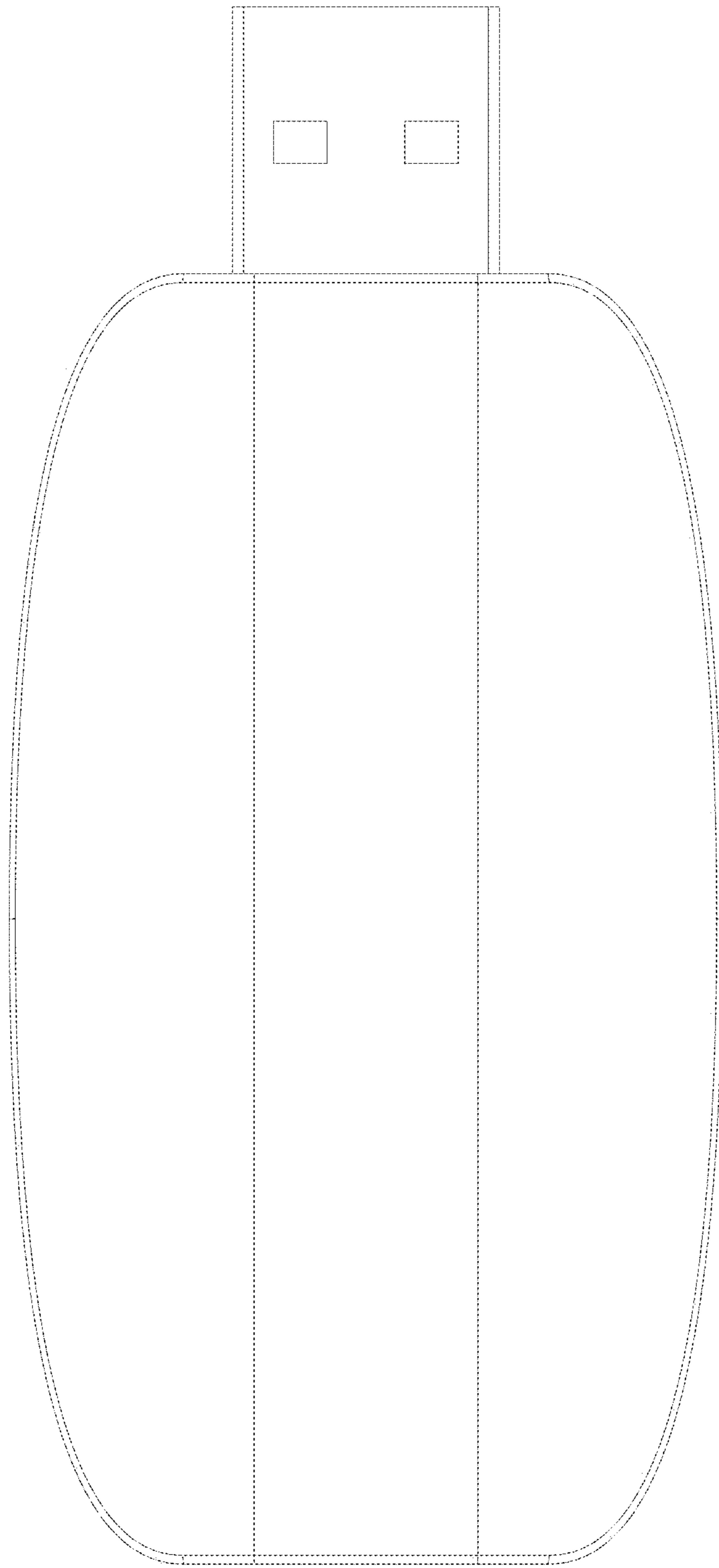


FIG. 3




FIG. 4

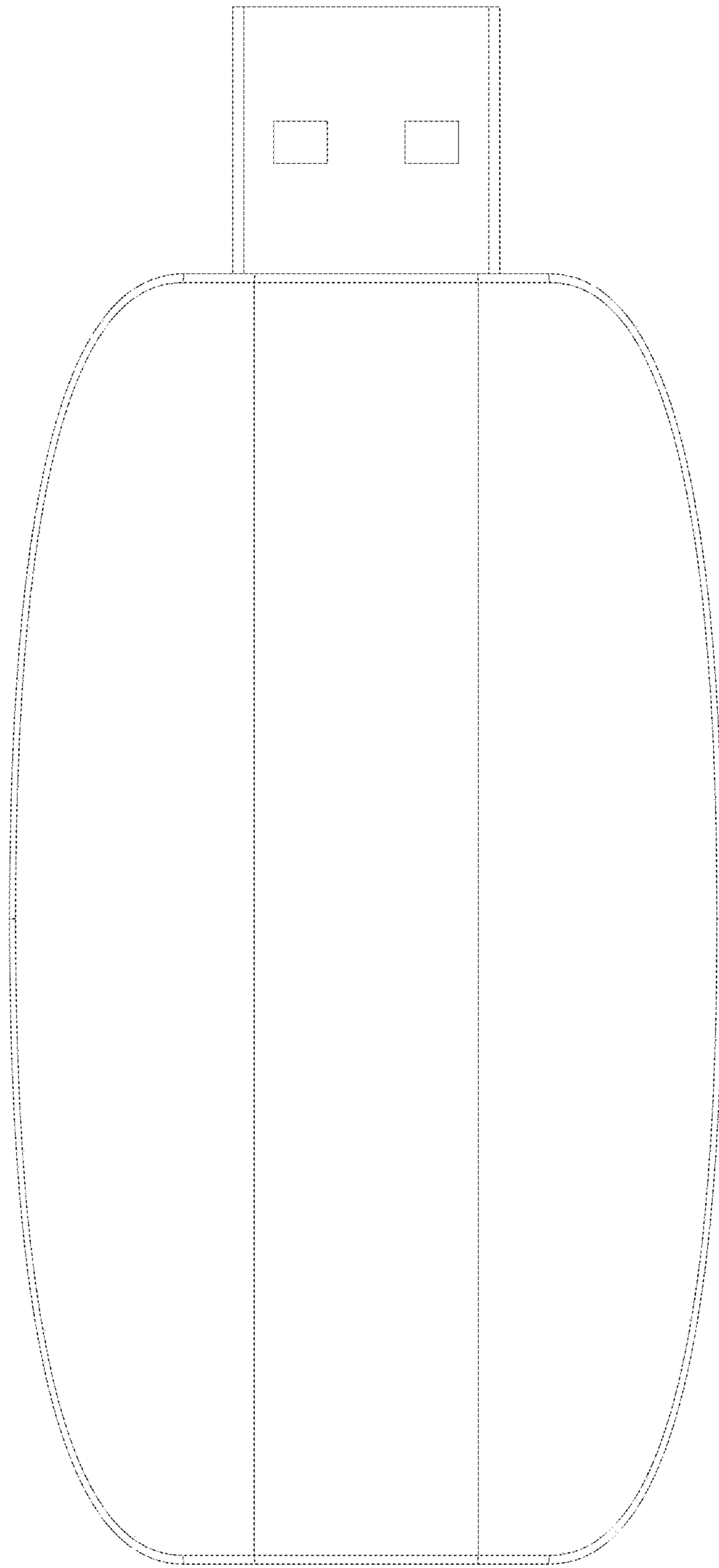


FIG. 5




FIG.6

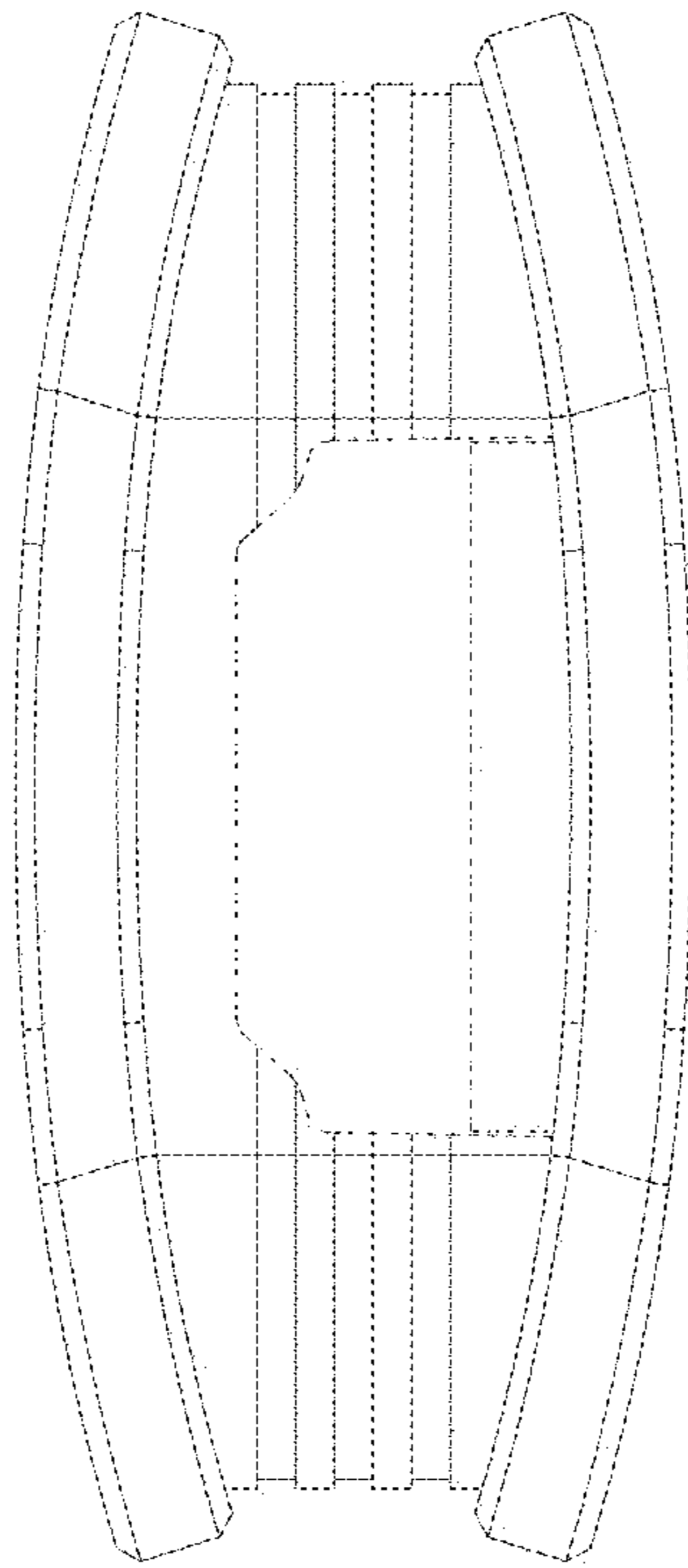


FIG. 7