



US00D927501S

(12) **United States Design Patent** (10) **Patent No.:** **US D927,501 S**
Kim et al. (45) **Date of Patent:** **** Aug. 10, 2021**

(54) **DECORATIVE PANEL**

(71) Applicant: **Samsung Electronics Co., Ltd.**,
Suwon-si (KR)

(72) Inventors: **Joon-Soo Kim**, Suwon-si (KR);
Bo-Kyung Seong, Suwon-si (KR)

(73) Assignee: **SAMSUNG ELECTRONICS CO., LTD.**,
Suwon-si (KR)

(**) Term: **15 Years**

(21) Appl. No.: **29/725,768**

(22) Filed: **Feb. 27, 2020**

(30) **Foreign Application Priority Data**

Sep. 5, 2019 (KR) 30-2019-0042922

(51) **LOC (13) Cl.** **14-02**

(52) **U.S. Cl.**
USPC **D14/449**

(58) **Field of Classification Search**
USPC D14/371-382, 125-129, 336, 337,
D14/447-452, 492, 335, 376-382, 239,
D14/448, 457, 439-441, 432, 251-253;
D8/349, 354, 363, 373, 376, 380;
D21/333; D12/415; D3/218; 348/180,
348/184, 325, 739, 825; 248/323, 278.1,
248/286.1; D6/660, 661, 671, 672, 675,
D6/675.1-675.3, 682, 677.1, 678.1, 678.2,
D6/681.2

CPC G06F 3/0412; G06F 3/016; G06F 3/0488;
G06F 3/011; G06F 3/038; G06F 3/03543;
G06F 3/0338; G06F 3/0202; G06F
3/0219; G06F 3/0213; G06F 1/1616;
G06F 3/023; G06F 3/04883; G02F
1/13338; G02F 1/1313; G02F 1/1333;
G02F 1/135; G02F 1/132; G02F
1/133308; G02F 1/134309; G02F
1/13718; G09G 3/3648; G06K 15/1252;
B41J 2/465; G03F 7/70291; G02B
27/0172; G02B 5/30; G02B 2027/0118;

G02B 27/0101; F16M 13/02; F16M
13/00; F16M 11/10; F16M 11/04; F16M
2200/08; F16M 11/2021; A47B 21/0314;
A47B 88/044; A47B 2021/0335; H02G
3/126;

(Continued)

(56) **References Cited**

U.S. PATENT DOCUMENTS

D99,995 S * 6/1936 Brooks D1/121
D335,699 S * 5/1993 Gladfelter D23/207

(Continued)

Primary Examiner — Katie Jane Stofko

(74) *Attorney, Agent, or Firm* — McAndrews Held &
Malloy, Ltd.

(57) **CLAIM**


The ornamental design for a decorative panel, as shown and
described.

DESCRIPTION

FIG. 1 is a front perspective view of a decorative panel
showing our new design;
FIG. 2 is a front elevation view thereof;
FIG. 3 is a rear elevation view thereof;
FIG. 4 is a left side elevation view thereof;
FIG. 5 is a right side elevation view thereof;
FIG. 6 is a top plan view thereof;
FIG. 7 is a bottom plan view thereof; and,
FIG. 8 is an enlarged left side elevation view taken along the
line 8-8 in FIG. 2.

The evenly dashed broken lines in the drawings illustrate
portions of the decorative panel that form no part of the
claimed design. The dot-dash broken lines in the drawings
define the boundary of the claimed design and form no part
thereof. The dot-dot-dash broken lines in the drawings
delineate portions of the design that are illustrated in
enlargements and form no part of the claimed design.

1 Claim, 8 Drawing Sheets



(58) **Field of Classification Search**

CPC F16B 47/00; F16B 47/006; A47G 1/17;
A47K 2201/00

See application file for complete search history.

(56) **References Cited**

U.S. PATENT DOCUMENTS

6,350,558 B1 * 2/2002 Gocksch G03F 7/0015
264/220
D488,161 S * 4/2004 Korpai D14/448
D658,190 S * 4/2012 Akana D14/448
D766,909 S * 9/2016 Andre D14/448
D860,218 S * 9/2019 Akana D14/448
D910,680 S * 2/2021 Kiefer D14/486
D912,685 S * 3/2021 Kiefer D14/485
2002/0004972 A1 * 1/2002 Michaud A61G 17/042
27/4
2002/0061496 A1 * 5/2002 Walker, II D06P 5/001
434/84
2008/0305283 A1 * 12/2008 Denet B60R 11/00
428/31
2020/0164795 A1 * 5/2020 DeGrote B60K 35/00

* cited by examiner

FIG. 1




FIG. 2




FIG. 3



FIG. 4



FIG. 5



FIG. 6

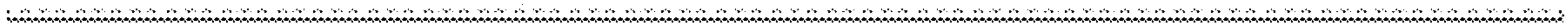


FIG. 7




FIG. 8

