

US00D927492S

(12) **United States Design Patent** (10) **Patent No.:** **US D927,492 S**
Cho et al. (45) **Date of Patent:** **** Aug. 10, 2021**

(54) **DISPLAY MODULE**

(71) Applicant: **SAMSUNG DISPLAY CO., LTD.**,
Yongin-si (KR)
(72) Inventors: **Seung-Hwan Cho**, Yongin-si (KR);
Jong Hyun Choi, Seoul (KR)
(73) Assignee: **Samsung Display Co., Ltd.**, Yongin-si
(KR)
(**) Term: **15 Years**

(21) Appl. No.: **29/759,607**

(22) Filed: **Nov. 24, 2020**

Related U.S. Application Data

(62) Division of application No. 29/699,336, filed on Jul.
24, 2019, now Pat. No. Des. 908,707.

(30) **Foreign Application Priority Data**

Jan. 25, 2019 (KR) 30-2019-0003959
Jan. 25, 2019 (KR) 30-2019-0003960
Jan. 25, 2019 (KR) 30-2019-0003961
Jan. 25, 2019 (KR) 30-2019-0003962

(51) **LOC (13) Cl.** **14-02**

(52) **U.S. Cl.**
USPC **D14/439**

(58) **Field of Classification Search**
USPC D14/341-347, 424, 425, 432-453, 464,
D14/468, 469, 471, 496, 511, 138 AA,
D14/138 AD, 138 C, 138 G, 203.1-203.8,
D14/217, 238.1, 248, 250, 257, 299;
361/679.01, 679.02, 679.03, 679.3,
361/679.55, 679.56; 455/550.1, 556.1,
455/556.2, 575.1, 575.3-575.5, 575.8,
455/90.3
CPC H04M 1/0277; H04M 1/0202; H04M 1/02;
H04B 1/3838

See application file for complete search history.

(56) **References Cited**

U.S. PATENT DOCUMENTS

D665,808 S * 8/2012 Wang D14/439
D714,294 S 9/2014 Dinh et al.
9,430,180 B2 8/2016 Hirakata et al.
D776,112 S 1/2017 Bae et al.
D802,590 S 11/2017 Bae et al.
D811,395 S 2/2018 Bae et al.
D822,662 S 7/2018 Kim et al.
D824,389 S 7/2018 Dinh et al.
D832,266 S 10/2018 Akana et al.
D832,267 S * 10/2018 Akana D14/439

(Continued)

OTHER PUBLICATIONS

Notice of Allowance issued in U.S. Appl. No. 29/699,338 by the
USPTO, dated Jul. 7, 2020, 7 pages.

Primary Examiner — Austin Murphy

(74) *Attorney, Agent, or Firm* — Lewis Roca Rothgerber
Christie LLP

(57) **CLAIM**


The ornamental design for a display module, as shown and
described.

DESCRIPTION

FIG. 1 is a perspective view of the display module according
to an embodiment;
FIG. 2 is a front view thereof;
FIG. 3 is a rear view thereof;
FIG. 4 is a left side view thereof;
FIG. 5 is a right side view thereof;
FIG. 6 is a top view thereof; and,
FIG. 7 is a bottom view thereof.

The broken lines shown in the drawings show portions of the
display module that form no part of the claimed design.

1 Claim, 5 Drawing Sheets



(56)

References Cited

U.S. PATENT DOCUMENTS

D832,850 S * 11/2018 Oh D14/439
D848,999 S 5/2019 Akana et al.
D854,523 S 7/2019 Kim et al.
D855,044 S * 7/2019 Cho D14/248
D856,337 S * 8/2019 Akana D14/439
D856,338 S * 8/2019 Akana D14/439
D864,954 S 10/2019 Kim et al.
D868,056 S 11/2019 Kim et al.
D868,057 S 11/2019 Kim et al.
D872,076 S 1/2020 Kim et al.
D873,258 S * 1/2020 Park D14/248
D874,450 S 2/2020 Cha et al.
D879,081 S * 3/2020 Kim D14/248
D880,463 S 4/2020 Kim et al.
D884,688 S 5/2020 Cha et al.
D886,090 S * 6/2020 Cha D14/248
D886,091 S 6/2020 Cha et al.
D888,701 S * 6/2020 Nam D14/248
D893,490 S * 8/2020 Akana D14/439
D895,627 S * 9/2020 Akana D14/439
D900,112 S * 10/2020 Cho D14/439
D905,696 S * 12/2020 Akana D14/439
D908,706 S * 1/2021 Ahn D14/439
D908,707 S * 1/2021 Cho D14/439
D912,057 S * 3/2021 Chang D14/439
2006/0139856 A1 6/2006 Liu et al.
2006/0281501 A1 12/2006 Zuo et al.
2011/0151945 A1 * 6/2011 Jiang H01M 50/209
455/575.1
2011/0188179 A1 * 8/2011 Myers G06F 1/1698
361/679.01
2012/0063074 A1 3/2012 Matsuda et al.
2018/0157362 A1 * 6/2018 Kim G06F 3/041
2019/0339746 A1 * 11/2019 Kim B32B 17/06
2020/0064681 A1 * 2/2020 Son G06F 1/1626

* cited by examiner

FIG. 1

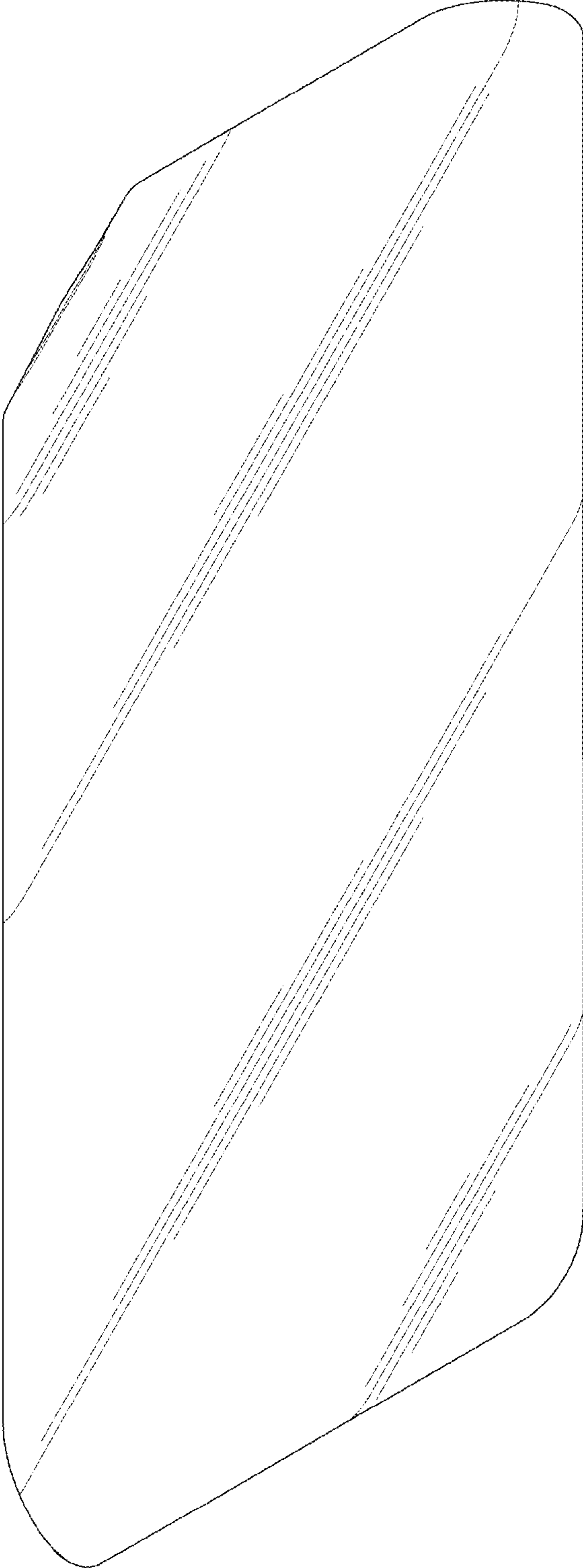


FIG. 2




FIG. 3




FIG. 4



FIG. 5

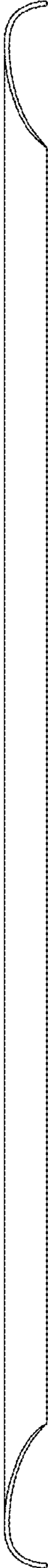


FIG. 6



FIG. 7

