



US00D927448S

(12) **United States Design Patent**
Zhang

(10) **Patent No.:** **US D927,448 S**

(45) **Date of Patent:** **** Aug. 10, 2021**

(54) **SPEAKER**

(71) Applicant: **SHENZHEN JULITUO TECHNOLOGY CO., LTD.**, Shenzhen (CN)

(72) Inventor: **Zhongxian Zhang**, Shenzhen (CN)

(73) Assignee: **SHENZHEN JULITUO TECHNOLOGY CO., LTD.**, Shenzhen (CN)

(**) Term: **15 Years**

(21) Appl. No.: **29/705,081**

(22) Filed: **Sep. 10, 2019**

(51) **LOC (13) Cl.** **14-01**

(52) **U.S. Cl.**
USPC **D14/204**

(58) **Field of Classification Search**
USPC D14/170–172, 188, 203.1, 203.3, 204, D14/348
CPC . H04R 1/02; H04R 1/023; H04R 5/02; H04R 7/00; H04R 7/02; H04R 9/06; H04R 2400/00

See application file for complete search history.

(56) **References Cited**

U.S. PATENT DOCUMENTS

D401,592 S * 11/1998 Nishimura D14/230
D418,142 S * 12/1999 Liimatainen D14/230

D598,018 S * 8/2009 Sumii D14/301
D628,980 S * 12/2010 Wang D14/216
D656,486 S * 3/2012 Parraga Gimeno D14/216
D671,528 S * 11/2012 Fathollahi D14/216
D691,587 S * 10/2013 Ferber D14/216
D729,205 S * 5/2015 Shu D14/216
D806,072 S * 12/2017 Gummalla D14/358
D814,436 S * 4/2018 Wen D14/150

* cited by examiner

Primary Examiner — Janice Patyk

(57) **CLAIM**

The ornamental design for a speaker, as shown and described.

DESCRIPTION

FIG. 1 is a top, front, right side perspective view of a speaker showing my new design;
FIG. 2 is a top, rear, left side perspective view thereof;
FIG. 3 is a bottom, rear, left side perspective view thereof;
FIG. 4 is another bottom, rear, left side perspective view thereof;
FIG. 5 is a front elevational view thereof
FIG. 6 is a rear elevational view thereof;
FIG. 7 is a left side elevational view thereof;
FIG. 8 is a right side elevational view thereof; and,
FIG. 9 is a bottom plan view thereof.
The broken lines in the drawings depict portions of the speaker that form no part of the claimed design.

1 Claim, 9 Drawing Sheets

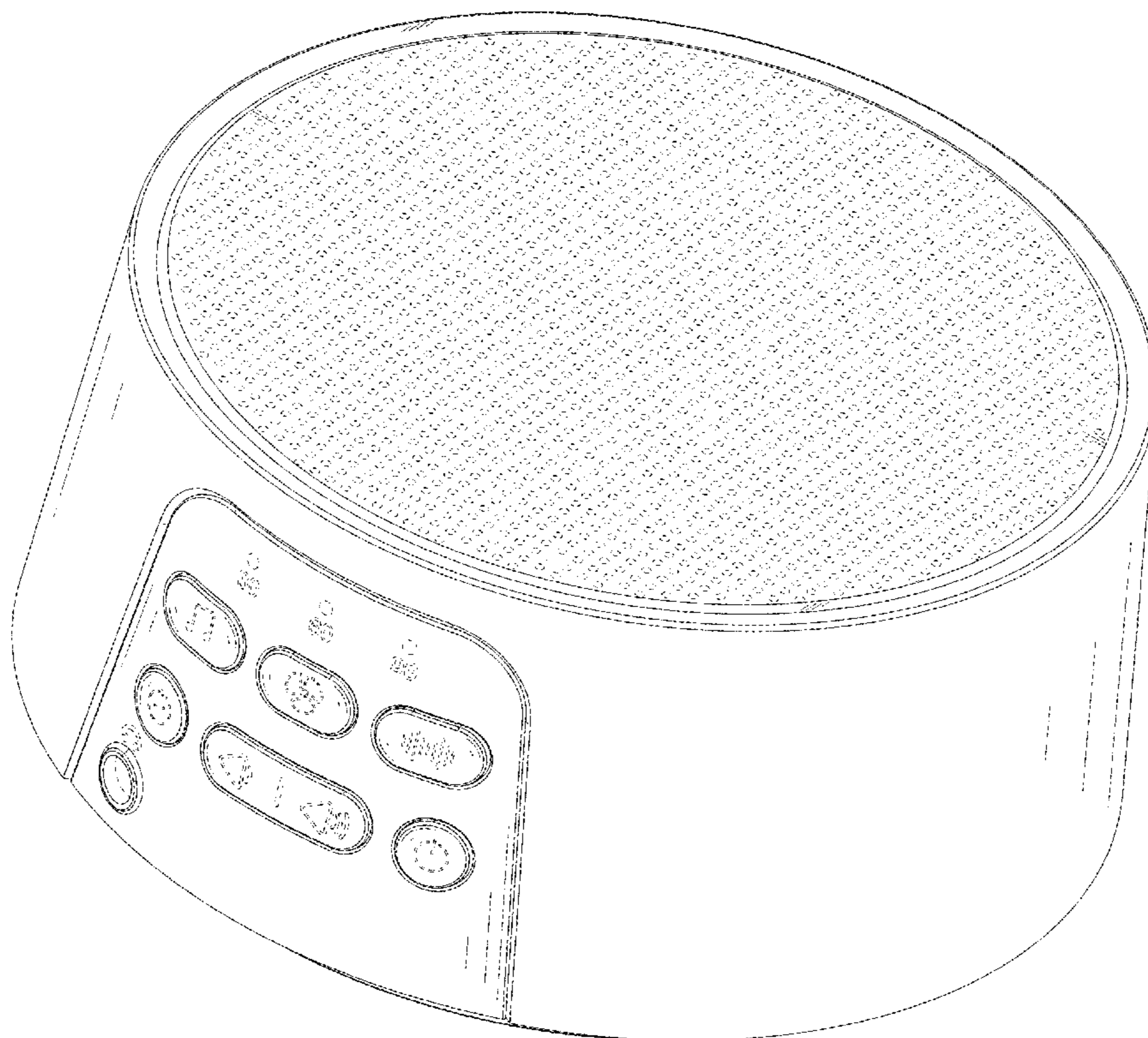




FIG. 1




FIG. 2

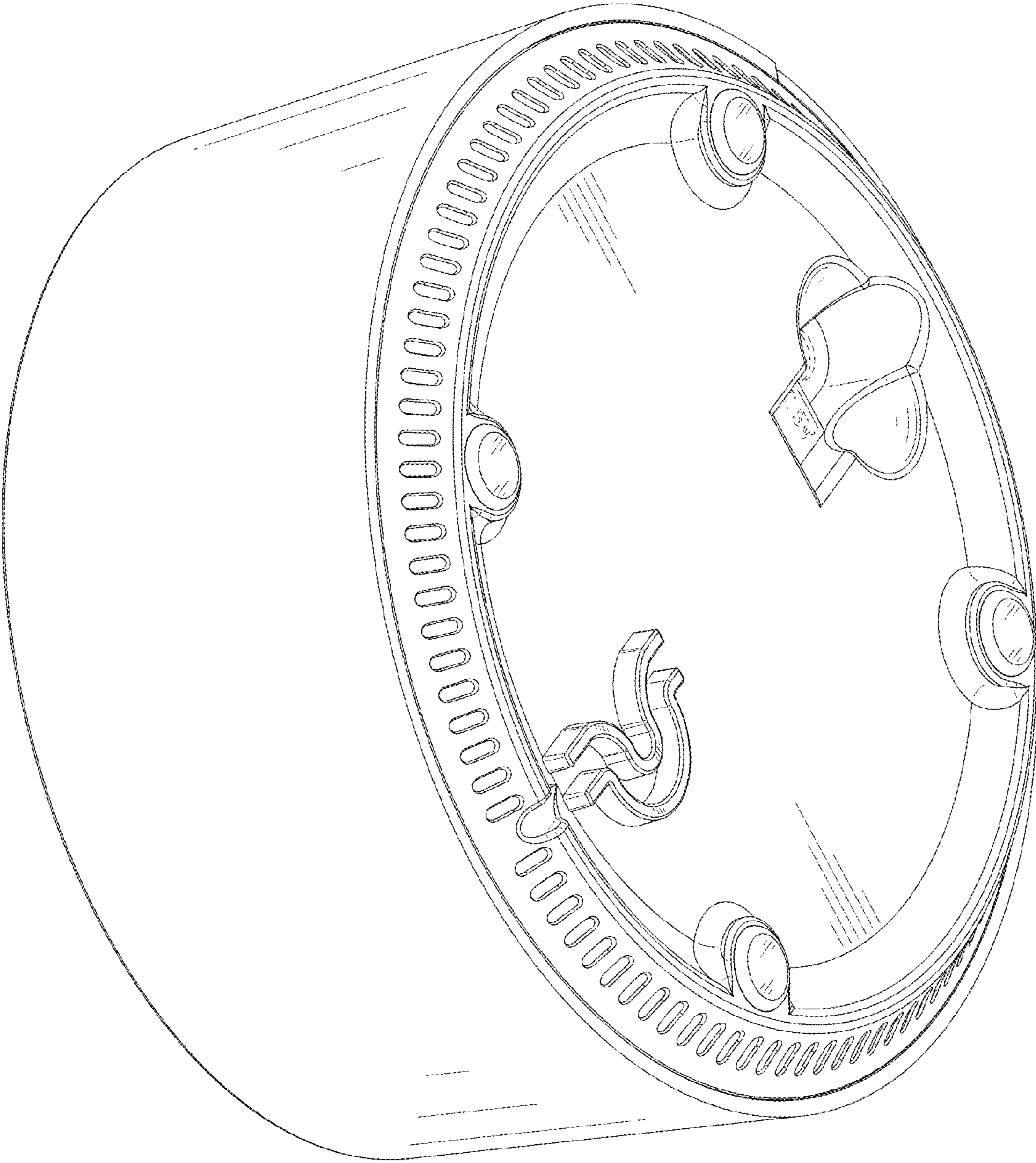


FIG. 3




FIG. 4

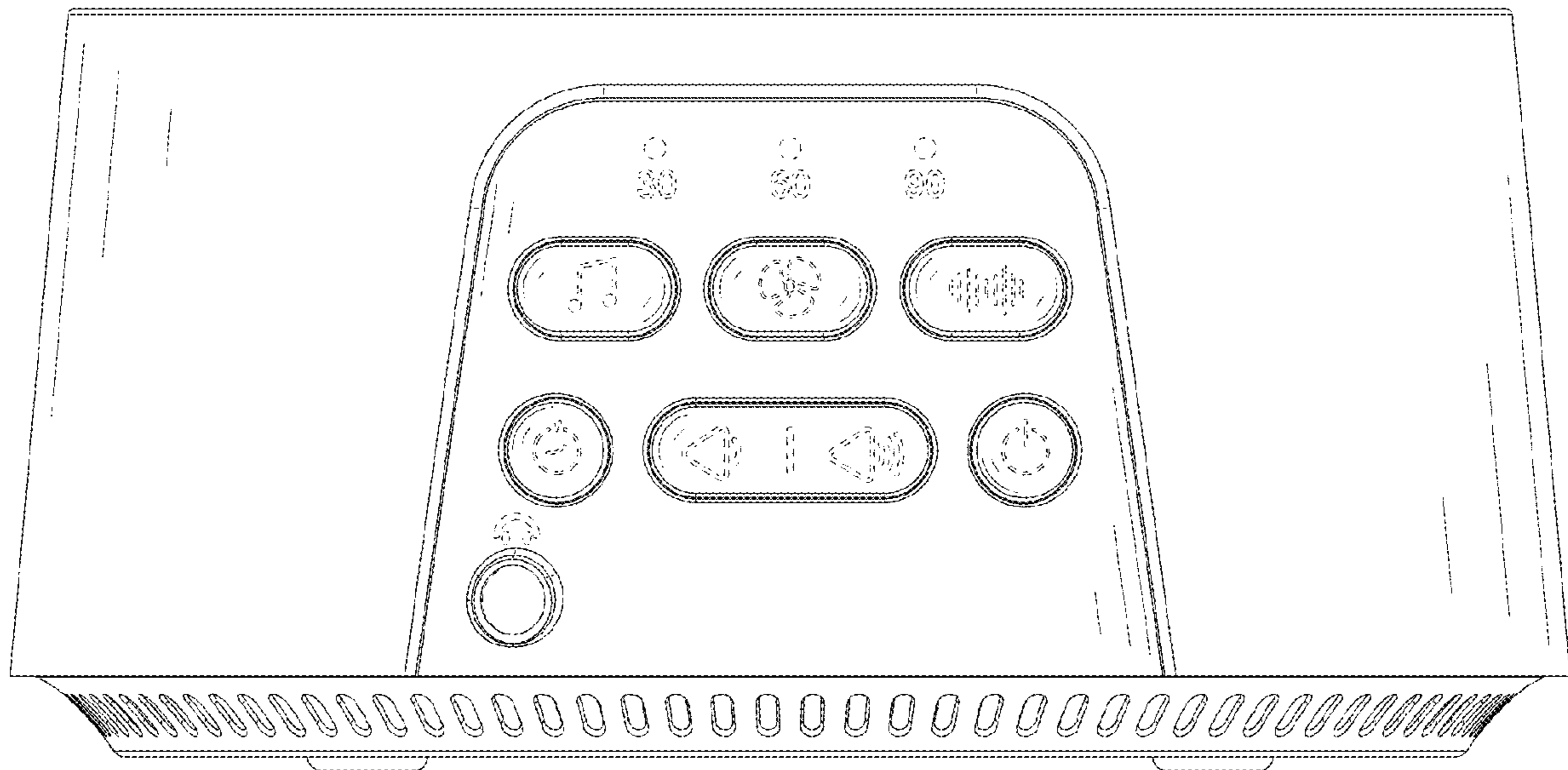


FIG. 5




FIG. 6




FIG. 7




FIG. 8

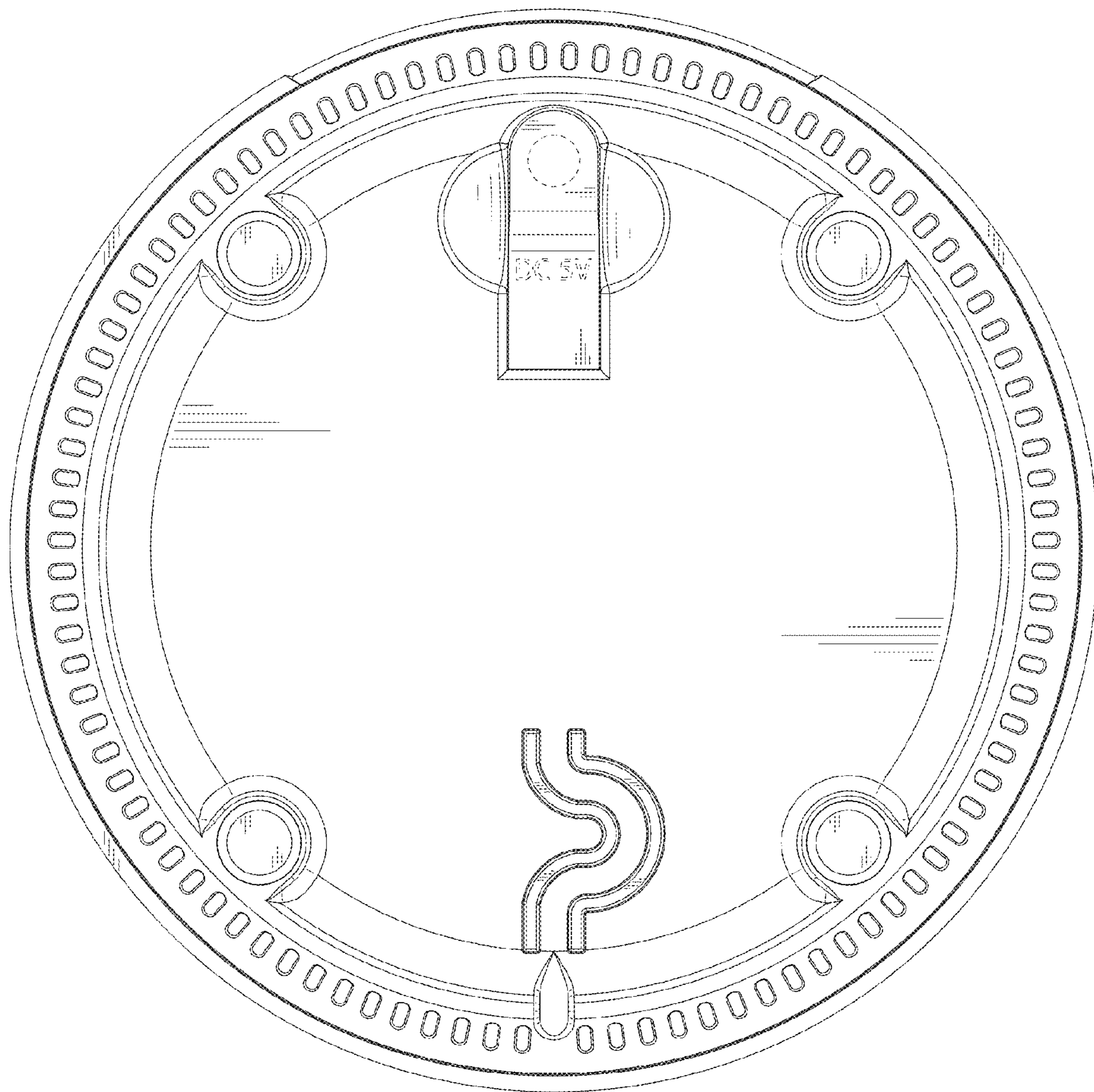


FIG. 9