



US00D927417S

(12) **United States Design Patent** (10) **Patent No.:** **US D927,417 S**
Sretovic (45) **Date of Patent:** **** Aug. 10, 2021**

(54) **ELECTRONICS CASE**
(71) Applicant: **Harman International Industries, Incorporated, Northridge, CA (US)**
(72) Inventor: **Nikola Sretovic, Shenzhen (CN)**
(73) Assignee: **Harman International Industries, Incorporated, Northridge, CA (US)**

D887,351 S * 6/2020 Bonahoom D13/108
D888,664 S * 6/2020 Ma D13/108
D892,497 S * 8/2020 Wright D3/294
D893,166 S * 8/2020 Lu D3/201
D893,184 S * 8/2020 Liu D3/294
D893,185 S * 8/2020 Liu D3/294
D897,678 S * 10/2020 Koh D3/294
D901,177 S * 11/2020 Wei D3/294
D902,588 S * 11/2020 Zhang D3/294

(**) Term: **15 Years**
(21) Appl. No.: **29/695,337**
(22) Filed: **Jun. 18, 2019**
(51) **LOC (13) Cl.** **13-02**
(52) **U.S. Cl.**
USPC **D13/108; D3/294**
(58) **Field of Classification Search**
USPC D13/103, 107-110, 118-119, 184, 199;
D3/201, 205, 208, 218, 273, 274, 294
CPC .. H02J 50/00; H02J 50/10; H02J 50/12; H02J
50/80; H02J 50/40; H02J 50/402; H02J
50/50; H02J 7/025; H02J 7/005; H02J
7/0044; H02J 7/0013; H02J 7/0003;
A45C 2011/001; A45C 2011/002; A45C
2011/003
See application file for complete search history.

OTHER PUBLICATIONS

Design U.S. Appl. No. 29/641,044, filed Mar. 19, 2018.
Design U.S. Appl. No. 29/674,907, filed Dec. 27, 2018.
Design U.S. Appl. No. 29/688,606, filed Apr. 23, 2019.

* cited by examiner

Primary Examiner — Rosemary K Tarcza
(74) *Attorney, Agent, or Firm* — Plumsea Law Group, LLC

(57) **CLAIM**

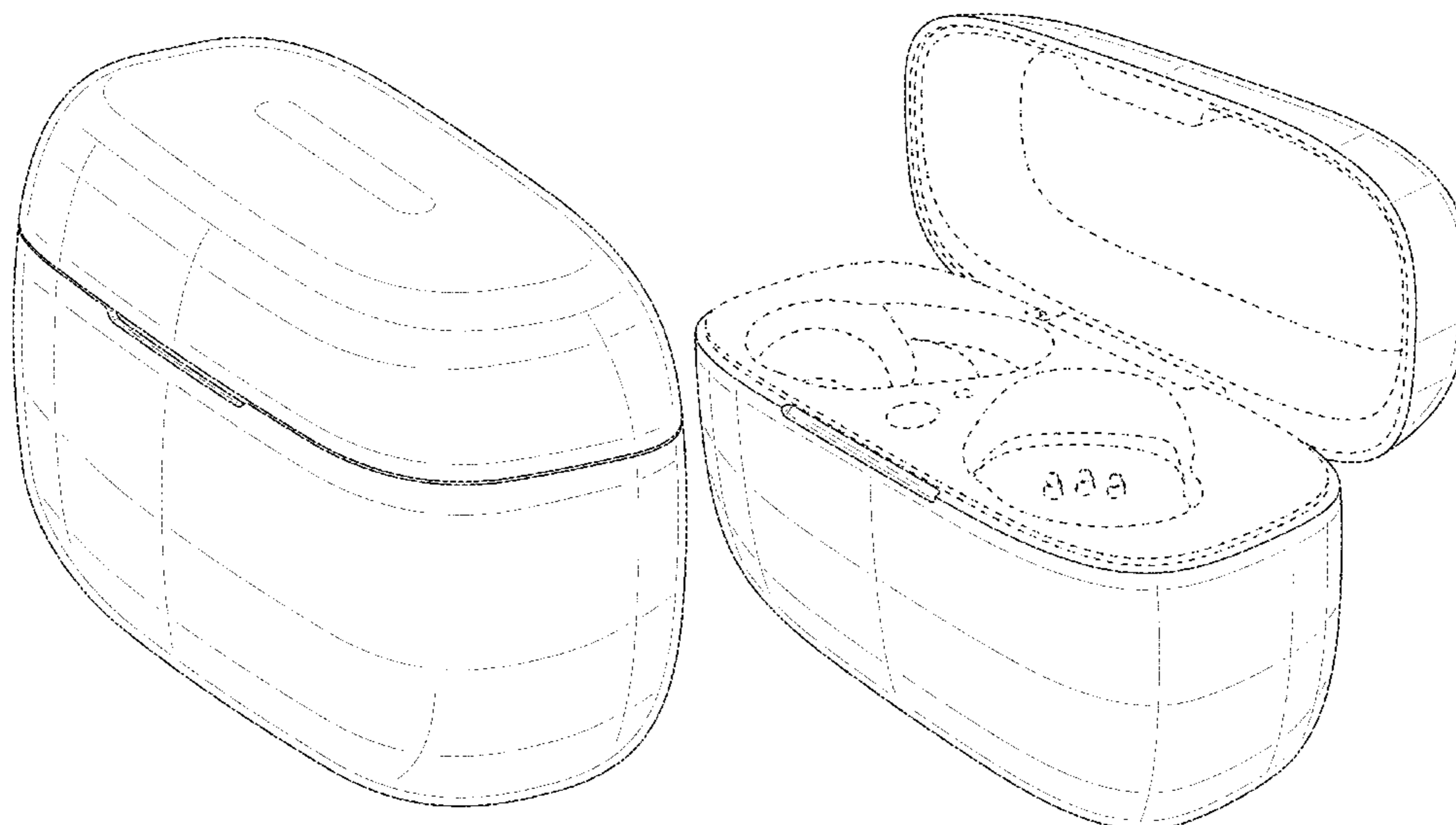
The ornamental design for an electronics case, as shown and described.

DESCRIPTION

FIG. 1 is a perspective view of an electronics case showing the new design;
FIG. 2 is a front elevational view thereof;
FIG. 3 is a rear elevational view thereof;
FIG. 4 is a side elevational view thereof;
FIG. 5 is an opposite side elevational view thereof;
FIG. 6 is a top view thereof;
FIG. 7 is a bottom view thereof; and,
FIG. 8 is a perspective view thereof, shown in an open configuration.
The broken lines immediately adjacent the claimed solid lines represent bounds of the claimed design, while all other broken lines illustrate portions of the electronics case; the broken lines form no part of the claimed design.

(56) **References Cited**
U.S. PATENT DOCUMENTS
D806,388 S * 1/2018 Akana D3/294
D806,648 S * 1/2018 Beedham D13/107
D818,268 S * 5/2018 Akana et al.
D826,152 S * 8/2018 Christiansen D13/108
D841,580 S * 2/2019 Bao D13/108
D841,581 S * 2/2019 Bonahoom D13/108
D849,401 S * 5/2019 Akana et al.
D853,116 S * 7/2019 Bergman D3/294
D873,217 S * 1/2020 Zhang D13/108
D881,572 S * 4/2020 Wang D3/294
D886,453 S * 6/2020 Wright D3/294

1 Claim, 8 Drawing Sheets



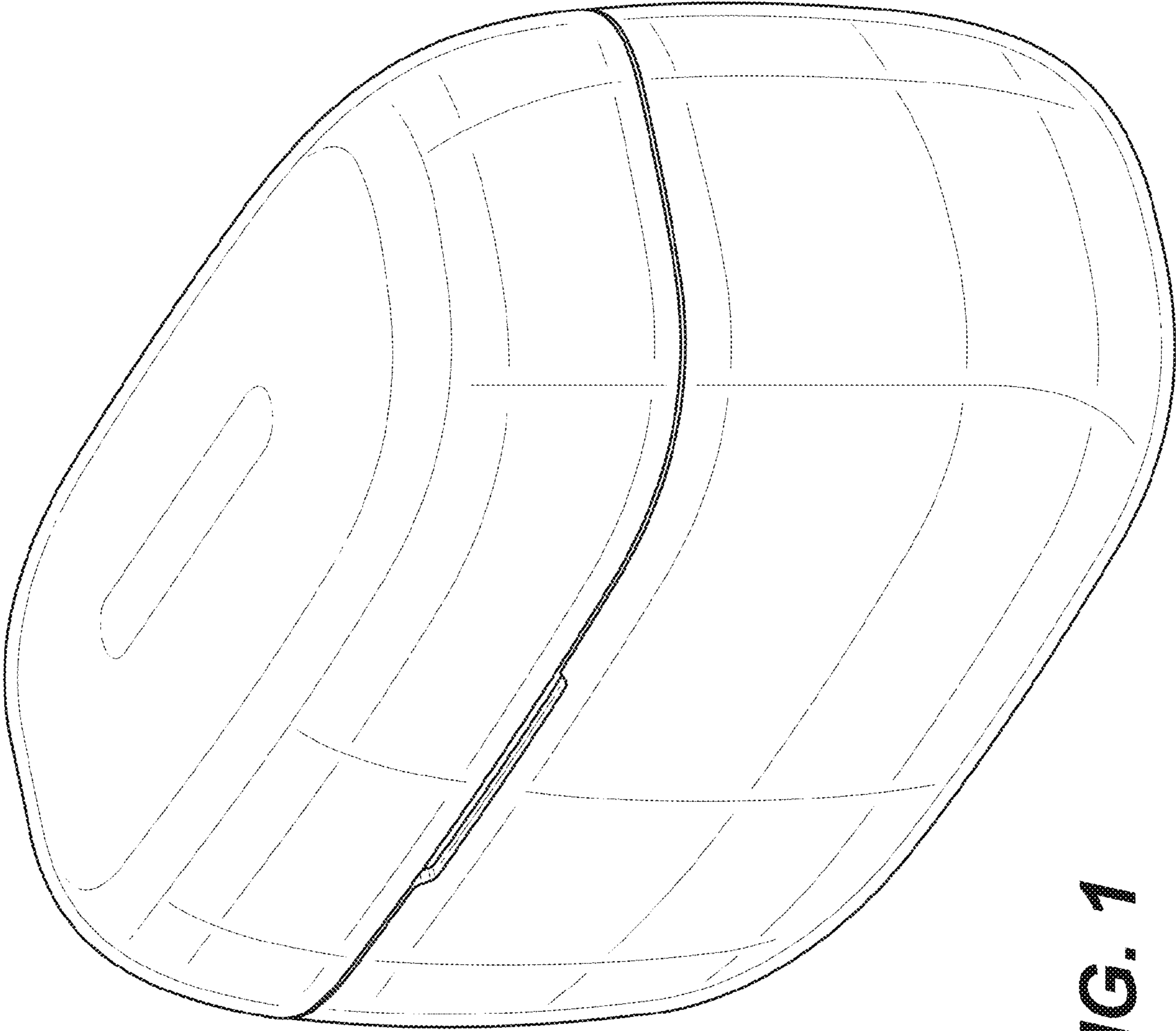


FIG. 1

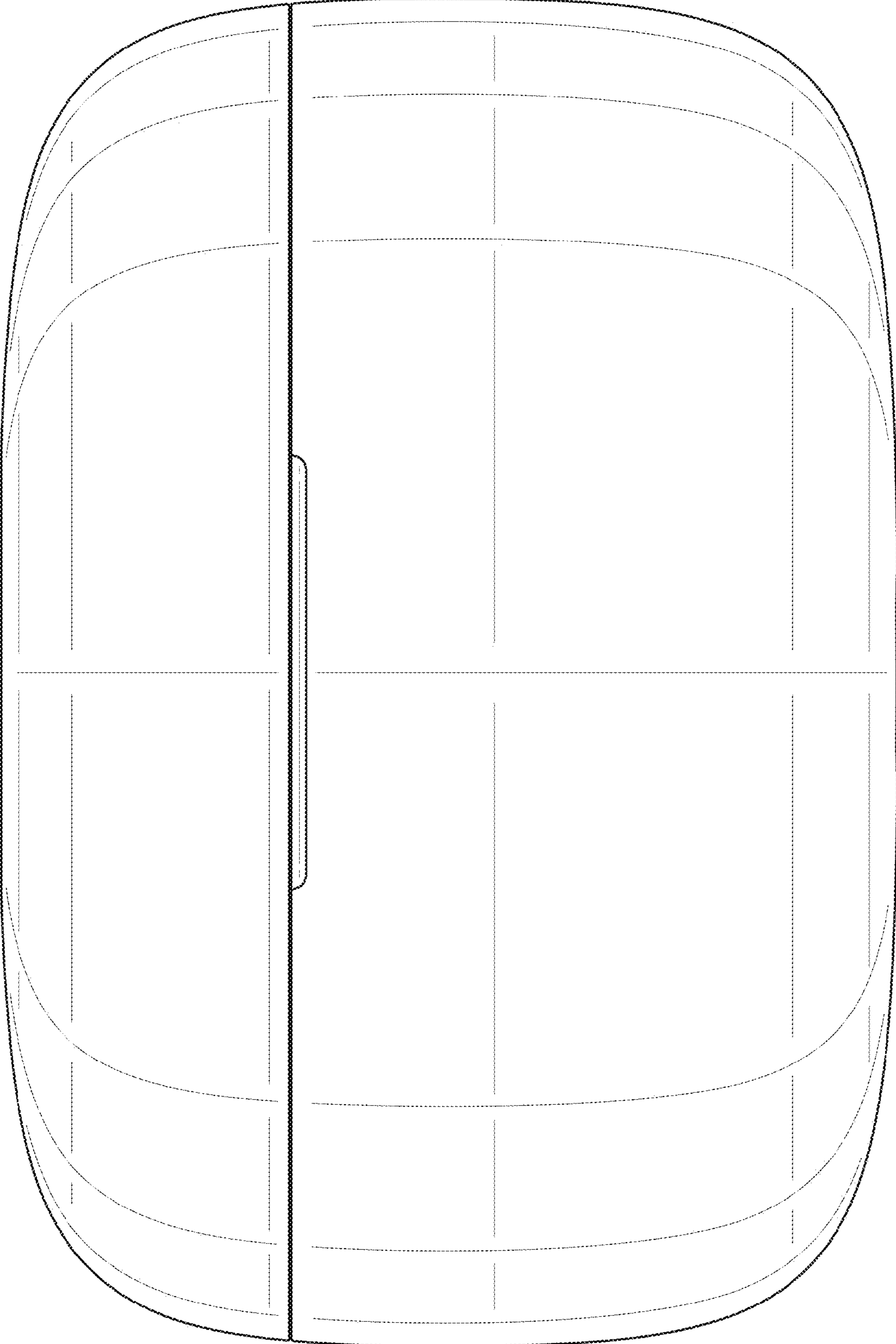


FIG. 2

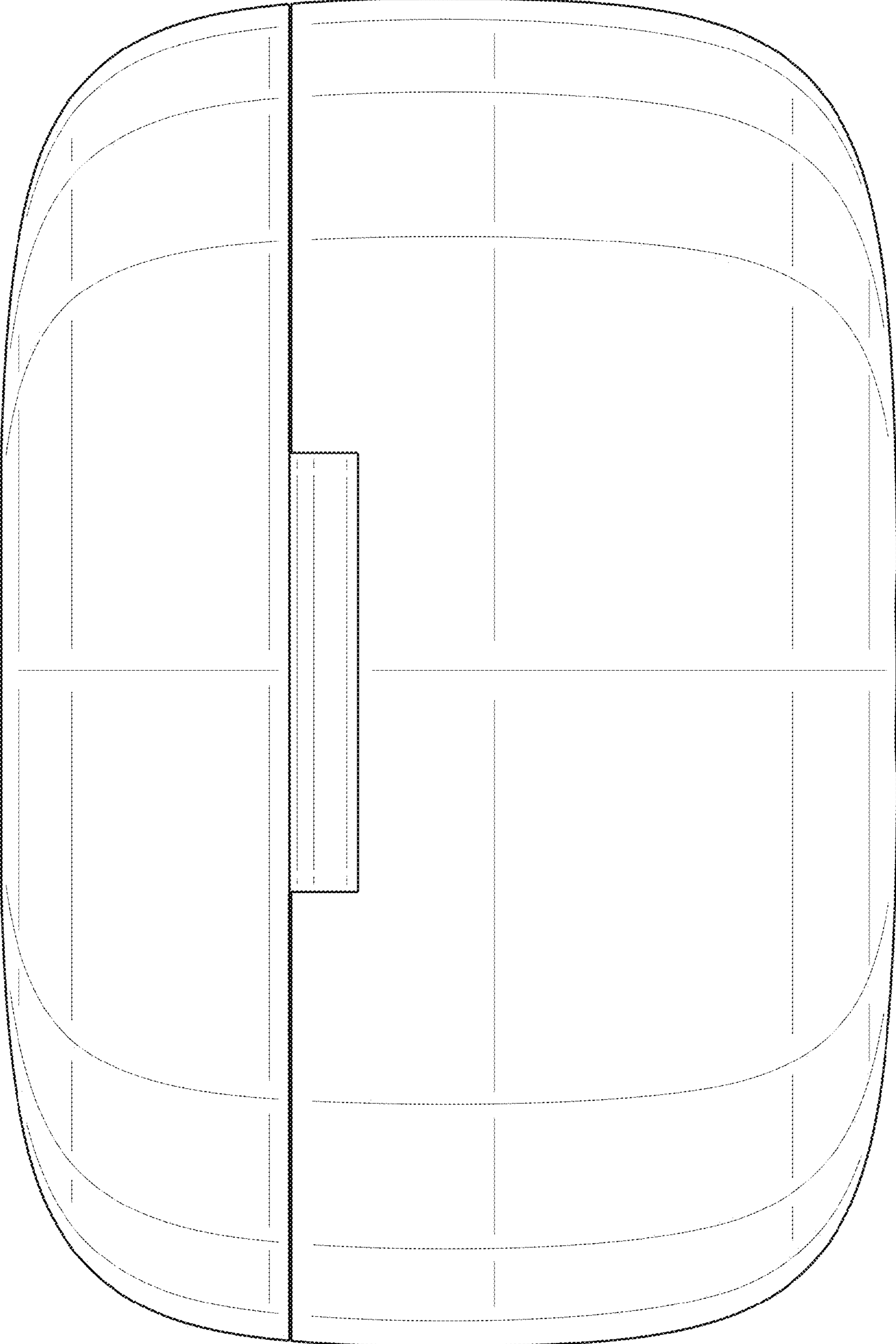


FIG. 3

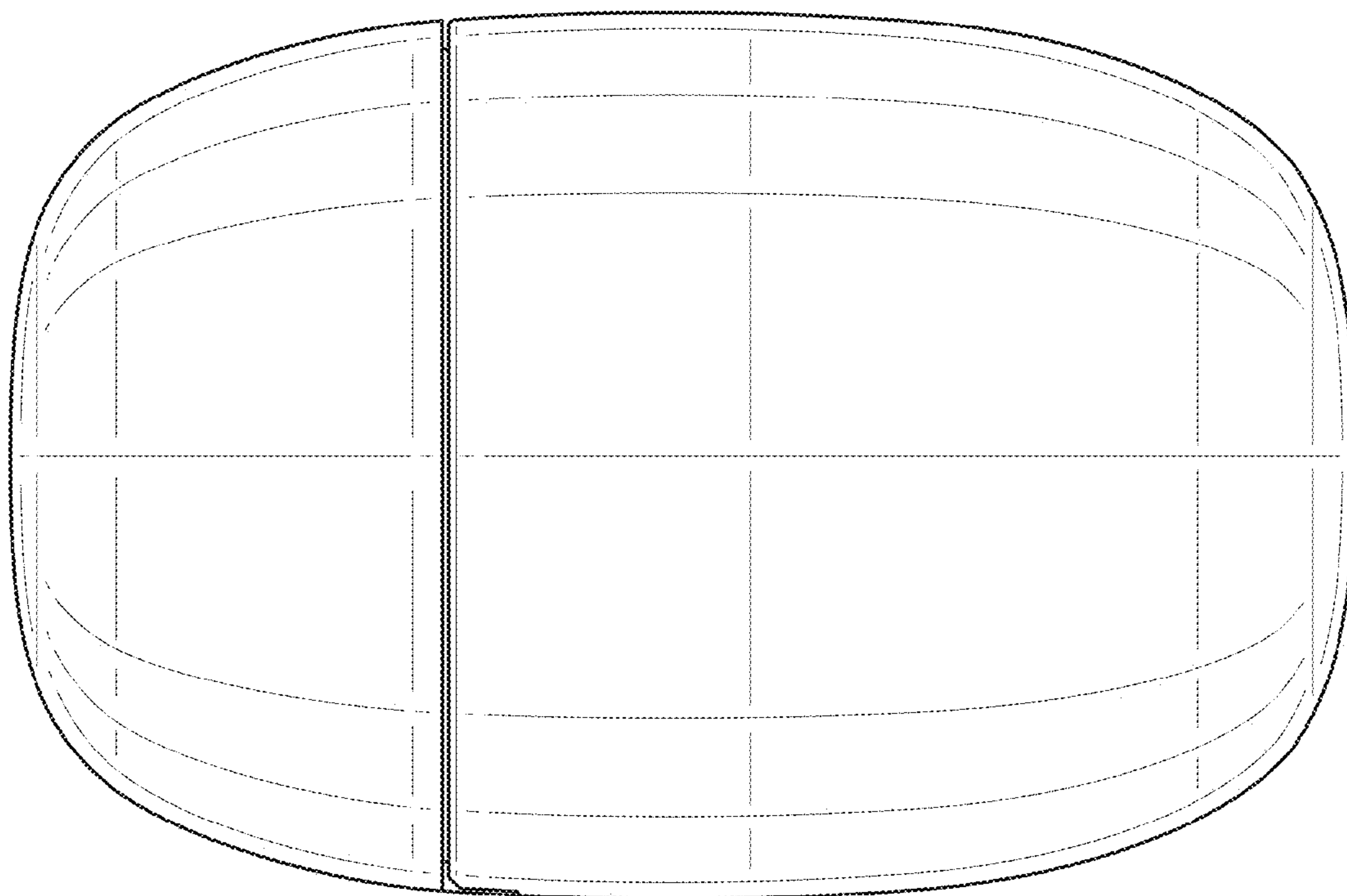


FIG. 4

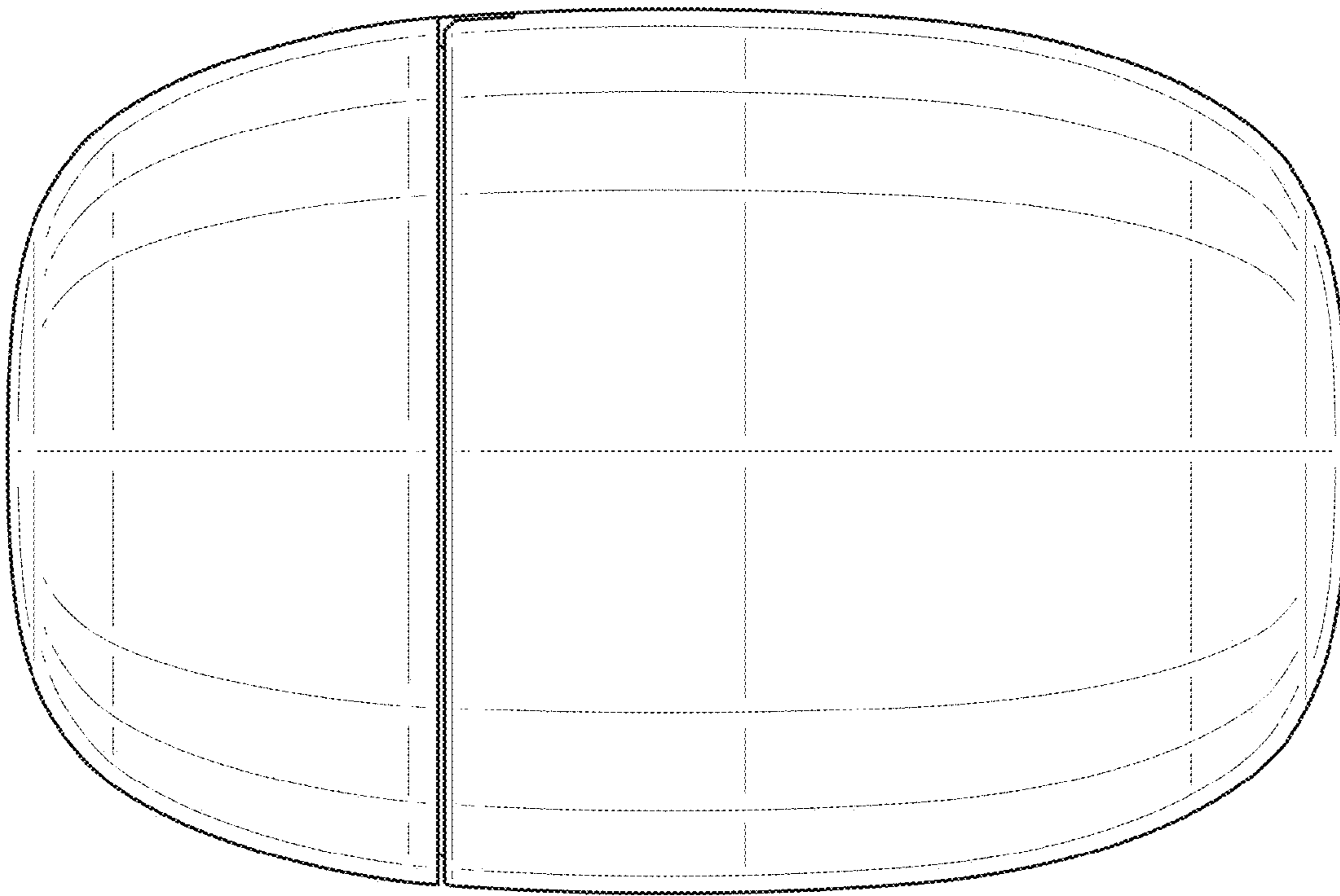


FIG. 5




FIG. 6

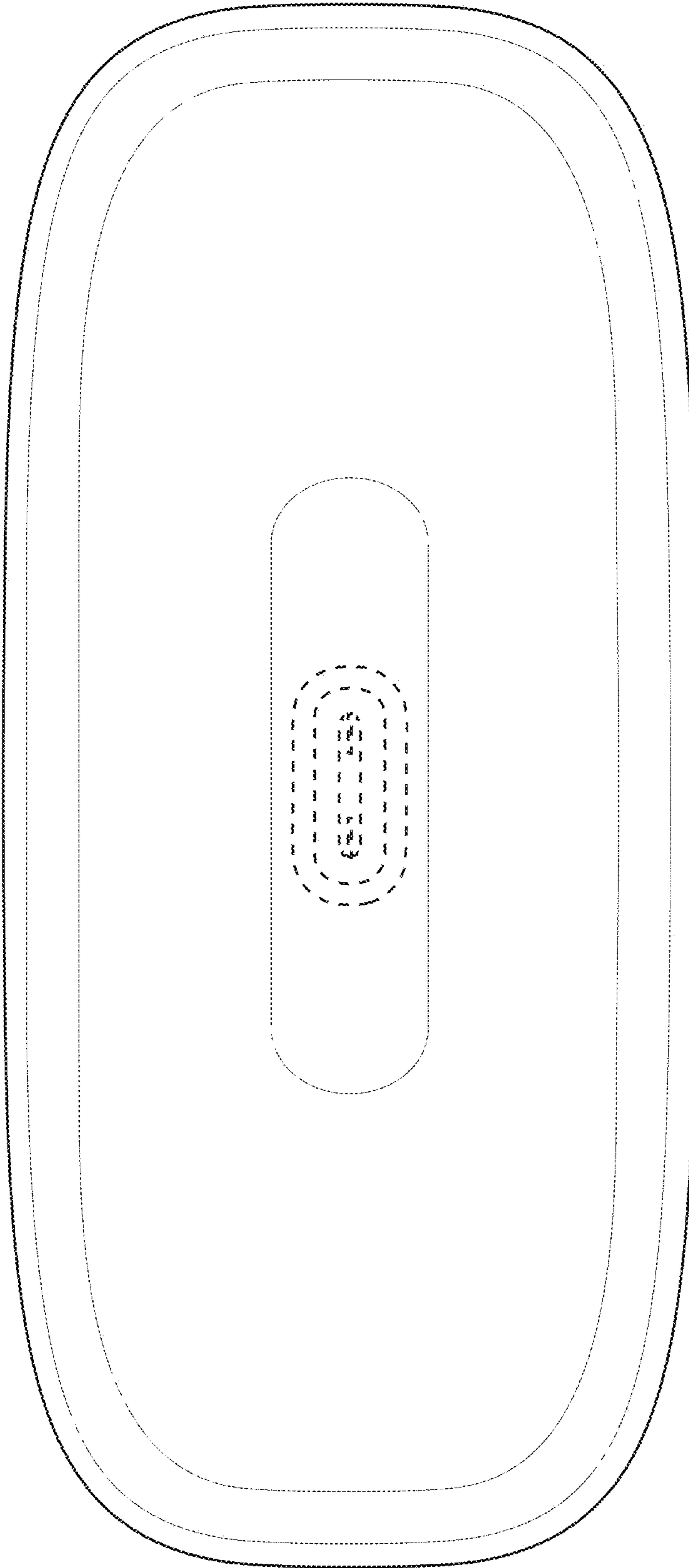


FIG. 7

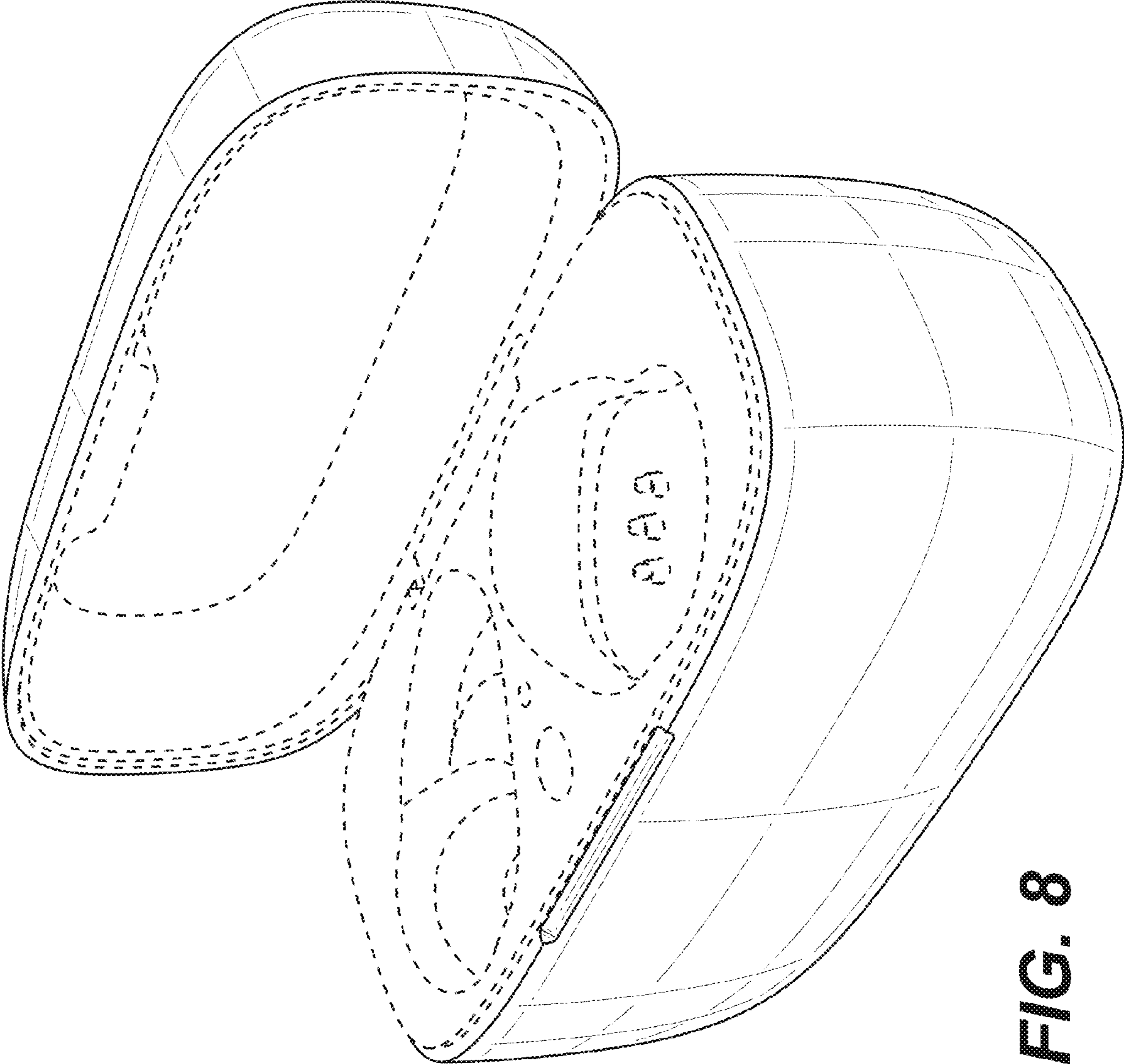


FIG. 8