



US00D927410S

(12) **United States Design Patent** (10) **Patent No.:** **US D927,410 S**
Guilford et al. (45) **Date of Patent:** **** Aug. 10, 2021**

(54) **TIRE**
(71) Applicant: **The Goodyear Tire & Rubber Company, Akron, OH (US)**
(72) Inventors: **John Stephen Guilford, Spencer, OH (US); Daniel Thomas Murphy, Mogadore, OH (US); Jeffrey Leon Severt, Cuyahoga Falls, OH (US)**
(73) Assignee: **The Goodyear Tire & Rubber Company, Akron, OH (US)**
(**) Term: **15 Years**
(21) Appl. No.: **29/708,574**
(22) Filed: **Oct. 8, 2019**
(51) **LOC (13) Cl.** **12-15**
(52) **U.S. Cl.**
USPC **D12/590**
(58) **Field of Classification Search**
USPC D12/568-604, 900
CPC Y10T 152/10027; B60C 1/0016; B60C 11/0306; B60C 11/0302; B60C 3/06; B60C 9/17
See application file for complete search history.

D448,707 S 10/2001 Maziarka et al. D12/147
D451,438 S 12/2001 Galante et al. D12/146
D451,860 S 12/2001 Schuster et al. D12/147

(Continued)

OTHER PUBLICATIONS

U.S. Appl. No. 29/628,054, filed Dec. 1, 2017, to Jones, et al.
(Continued)

Primary Examiner — John A Voytek

(74) *Attorney, Agent, or Firm* — Robert N. Lipsik

(57) **CLAIM**

The ornamental design for a tire, as shown and described.

DESCRIPTION

FIG. 1 is a perspective view of a tire showing our new design, it being understood that the pattern repeats uniformly throughout the circumference of the tread;

FIG. 2 is a front elevational view thereof;

FIG. 3 is a right side elevational view thereof; the left side elevational view being identical thereto;

FIG. 4 is an enlarged fragmentary front elevational view thereof;

FIG. 5 is a perspective view of a second embodiment of a tire showing our new design, it being understood that the interior of the tire forms no part of the claim, that the pattern repeats uniformly throughout the circumference of the tread and that the opposite side view is identical thereto; and, FIG. 6 is a front elevational view of a second embodiment, it being understood that an enlarged fragmentary view thereof would be substantially identical to that shown in FIG. 4, with the exception of the inclusion of the sidewall in the claim.

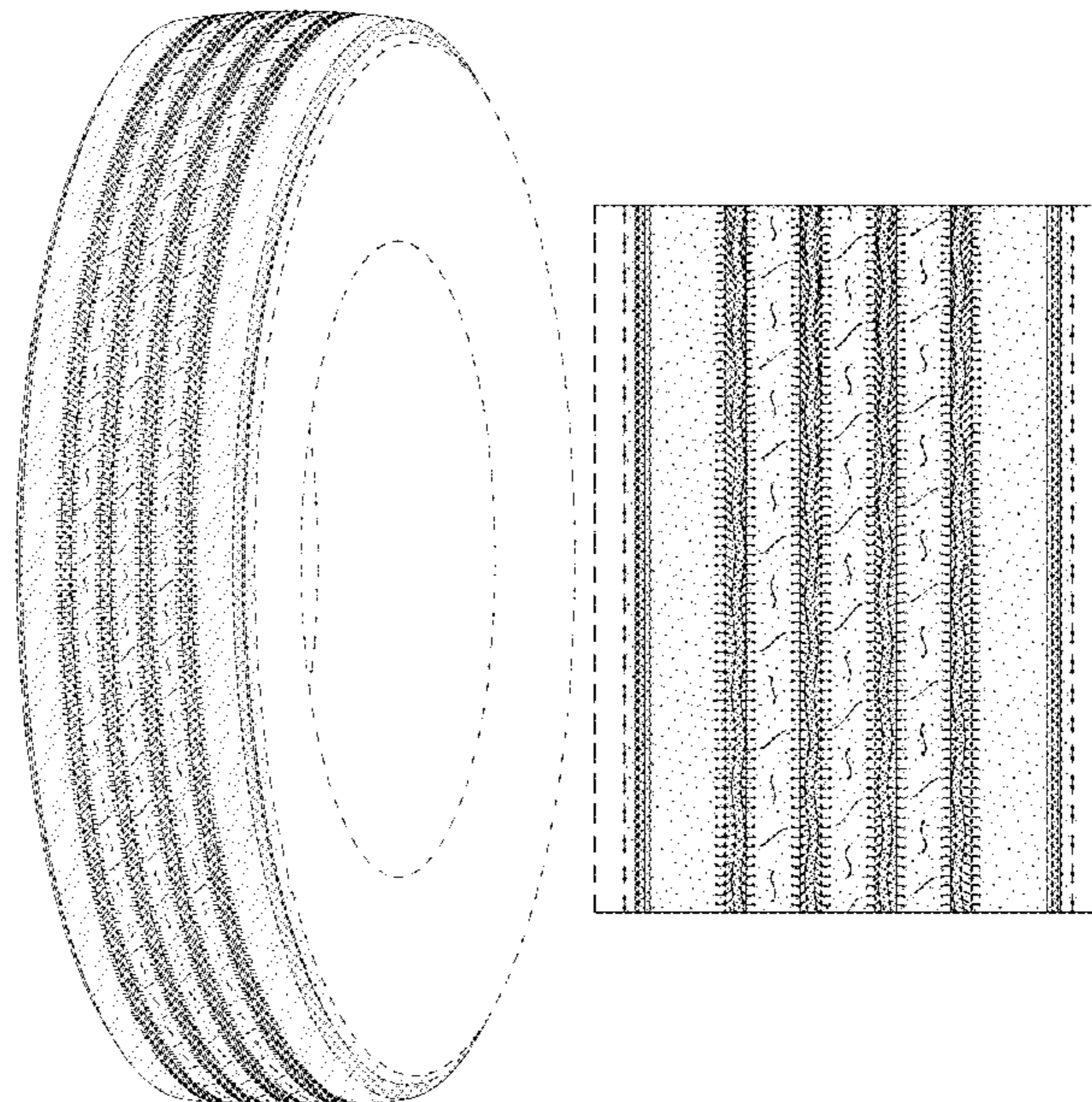
In the drawings, the broken lines immediately adjacent to the outer edges of the tire shoulder represent boundaries of the claim, and the broken lines depict environmental subject matter only and form no part of the claimed design.

1 Claim, 6 Drawing Sheets

(56) **References Cited**

U.S. PATENT DOCUMENTS

D370,439 S 6/1996 Feider et al. D12/147
D383,713 S 9/1997 Grosskopf D12/146
D385,235 S 10/1997 Young D12/141
D388,030 S * 12/1997 Schuster D12/586
D388,370 S 12/1997 Young et al. D12/146
D390,170 S * 2/1998 Stone D12/590
D390,510 S 2/1998 Stone et al. D12/143
D397,647 S 9/1998 Young D12/146
D414,446 S 9/1999 Kemp, Jr. D12/141
D414,725 S 10/1999 Kemp, Jr. D12/143



(56)

References Cited

U.S. PATENT DOCUMENTS

D464,025 S 10/2002 Okano D12/588
 6,488,064 B1 * 12/2002 Radulescu B60C 11/01
 152/209.14
 D472,204 S 3/2003 Kemp, Jr. et al. D12/588
 D489,036 S 4/2004 Irimiya D12/553
 D500,287 S * 12/2004 Gojo D12/586
 D502,444 S 3/2005 Wage D12/588
 D506,722 S 6/2005 Nonaka D12/553
 D555,081 S 11/2007 Feider et al. D12/588
 D583,312 S 12/2008 Murphy et al. D12/602
 D604,230 S 11/2009 Brown et al. D12/588
 D605,107 S 12/2009 Ludwig et al. D12/588
 D605,108 S 12/2009 Brown et al. D12/588
 D609,169 S 2/2010 Feider D12/588
 D609,170 S 2/2010 Feider et al. D12/588
 D609,175 S 2/2010 Feider et al. D12/600
 D610,077 S 2/2010 Tobino D12/601
 D613,680 S 4/2010 Dixon et al. D12/588
 D615,922 S 5/2010 Takano D12/588
 D619,529 S 7/2010 Georges et al. D12/590
 D635,915 S 4/2011 Hamada D12/588
 D640,968 S 7/2011 Cazin-Bourguignon et al.
 D12/583
 D642,511 S 8/2011 Strader et al. D12/587
 D642,974 S 8/2011 Koshio D12/600
 D673,897 S 1/2013 Krier D12/587
 D674,740 S 1/2013 Mathonet et al. D12/588
 D674,741 S 1/2013 Mathonet et al. D12/588
 D675,560 S 2/2013 Kato D12/590
 D686,973 S 7/2013 Otani D12/588
 D718,223 S 11/2014 Gommez D12/553
 D719,907 S 12/2014 Ohara D12/588

D730,273 S 5/2015 Schimmoeller D12/601
 D732,465 S 6/2015 Yamada D12/588
 D735,640 S 8/2015 Vandaele et al. D12/553
 D746,765 S 1/2016 Hutz et al. D12/588
 D748,045 S 1/2016 Kitamura D12/584
 D755,116 S 5/2016 Wang et al. D12/588
 D758,293 S * 6/2016 Kitajima D12/588
 D765,023 S 8/2016 Parr et al. D12/601
 D768,059 S 10/2016 Brown D12/588
 D780,101 S 2/2017 Brown D12/590
 D781,221 S 3/2017 Oji D12/586
 D785,551 S 5/2017 Farinelle et al. D12/588
 D789,277 S 6/2017 Dixon et al. D12/518
 D789,284 S 6/2017 Krier et al. D12/588
 D823,782 S 7/2018 Bortolet et al. D12/583
 D828,290 S 9/2018 Reygrobellet et al. D12/588
 D842,230 S 3/2019 Coton et al. D12/588
 D845,880 S 4/2019 Jones et al. D12/553
 D865,652 S * 11/2019 Jones D12/553
 D866,452 S * 11/2019 Jones D12/553
 D875,657 S * 2/2020 Hiser D12/588
 D877,693 S * 3/2020 Coots D12/551
 D881,798 S * 4/2020 Lingamoorthy D12/588
 D900,724 S * 11/2020 Guilford D12/590
 D919,556 S * 5/2021 Davenport D12/586
 2019/0168546 A1 * 6/2019 Jones B60C 11/0323

OTHER PUBLICATIONS

U.S. Appl. No. 29/628,056, filed Dec. 1, 2017, to Jones, et al.
 U.S. Appl. No. 29/635,120, filed Jan. 29, 2018, to Becker, et al.
 U.S. Appl. No. 29/664,893, filed Sep. 28, 2018, to Coots.
 U.S. Appl. No. 29/692,592, filed May 28, 2019, Sadananda, et al.

* cited by examiner

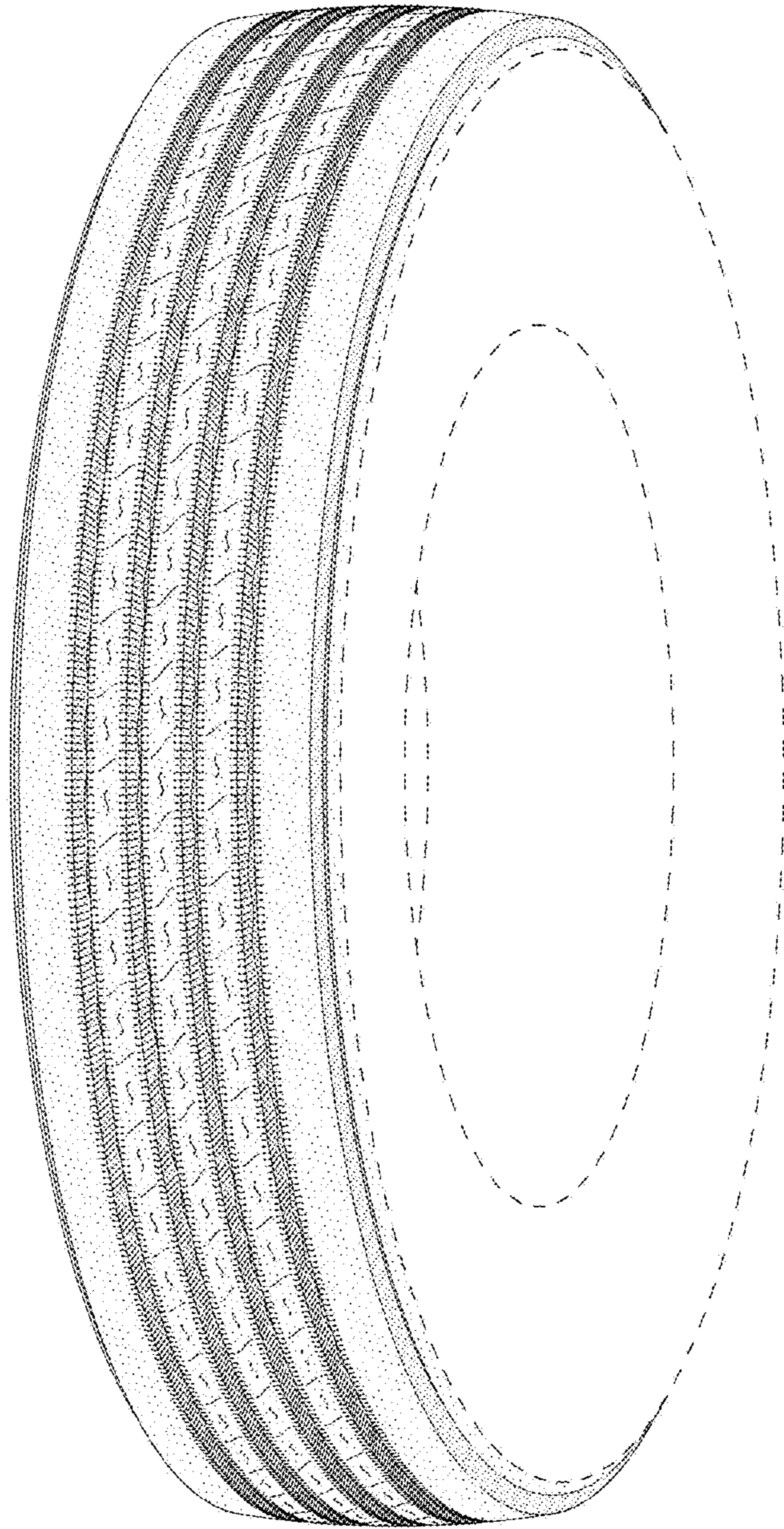


FIG - 1

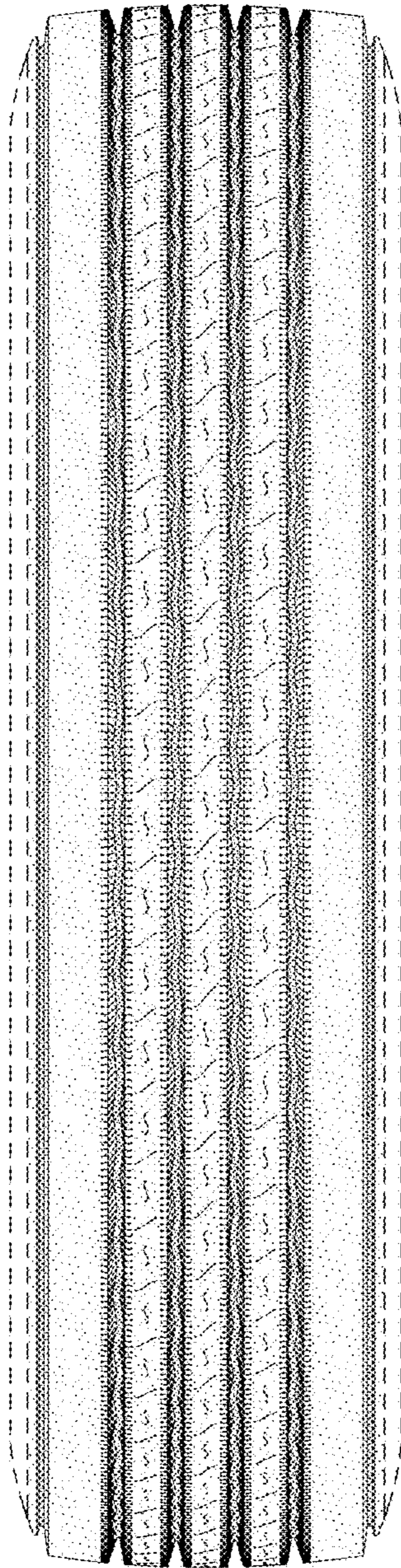


FIG - 2




FIG - 3

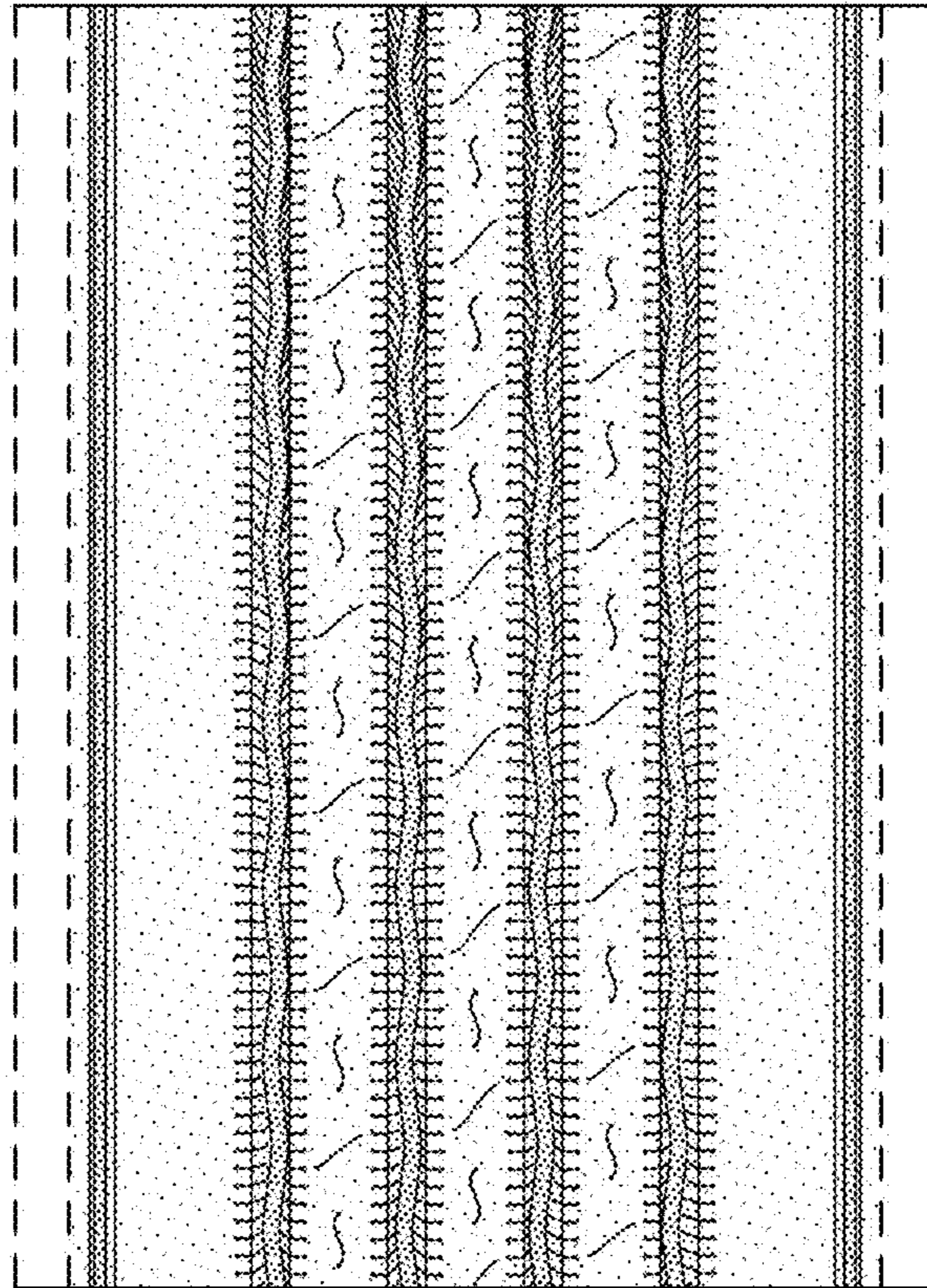


FIG - 4

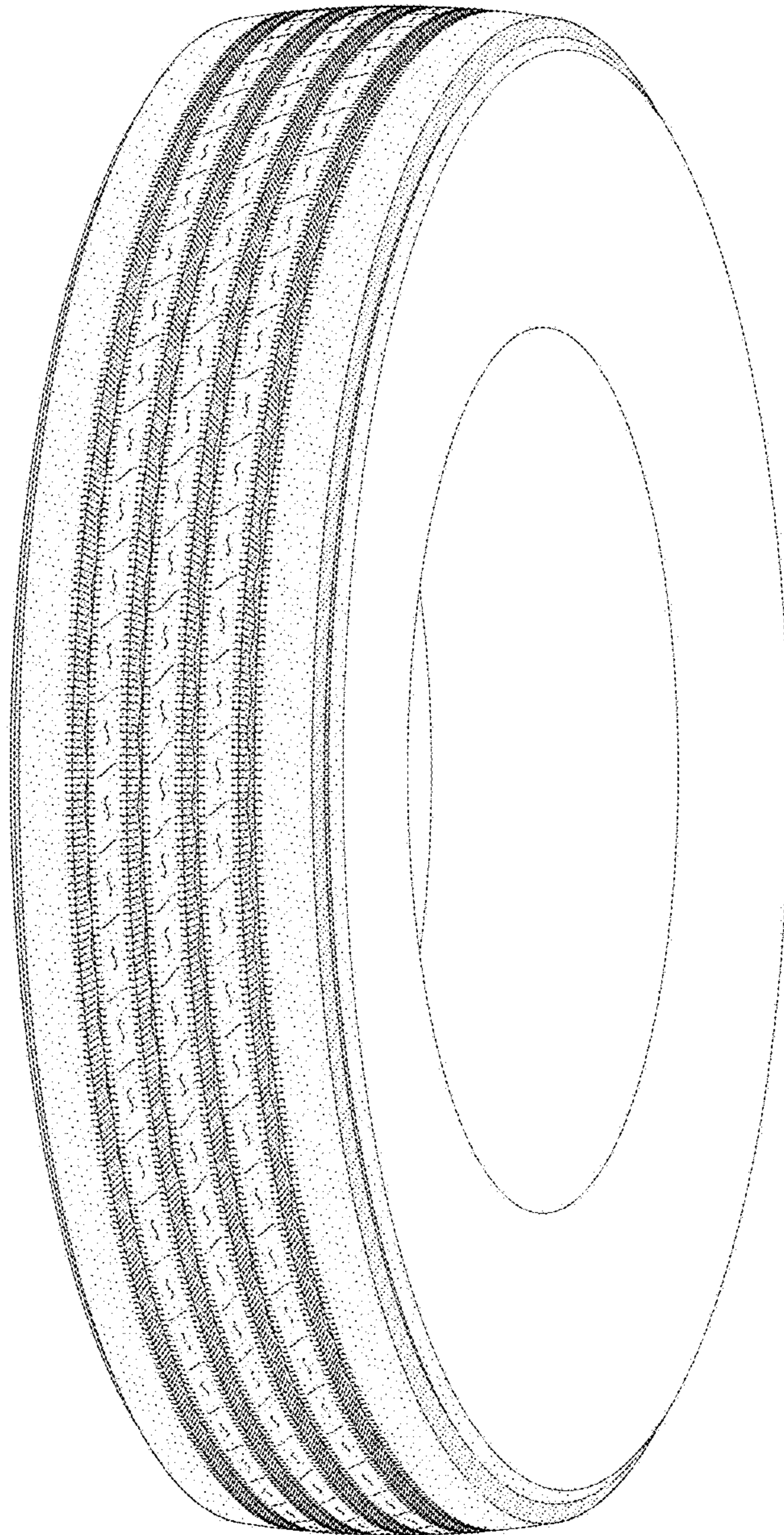


FIG - 5

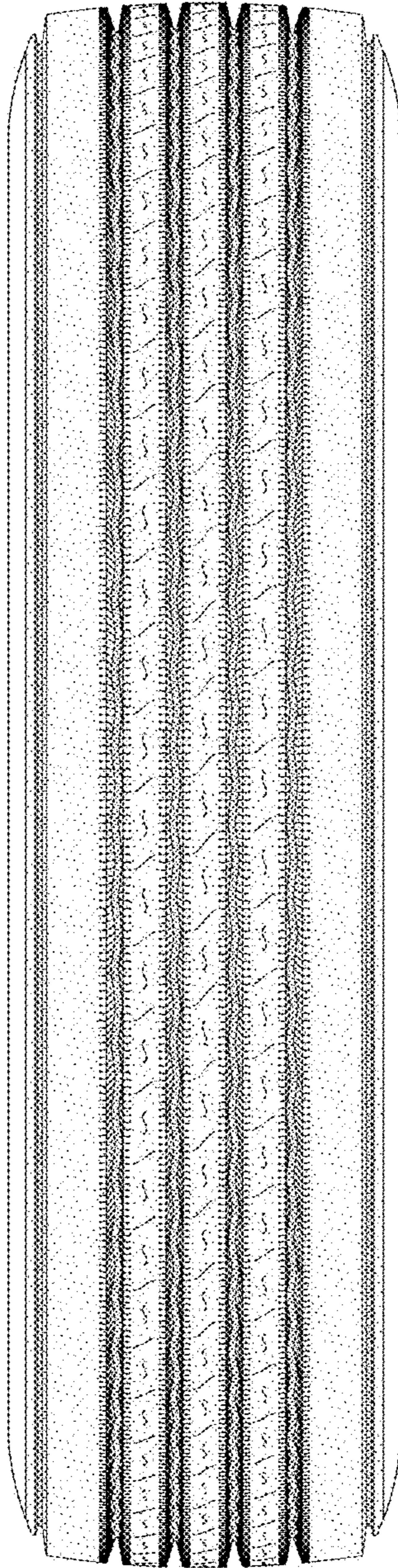


FIG - 6