



US00D927409S

(12) **United States Design Patent**  
**Sun et al.**

(10) **Patent No.:** **US D927,409 S**

(45) **Date of Patent:** **\*\* Aug. 10, 2021**

(54) **TIRE**

(71) Applicant: **Giti Radial Tire (ANHUI) Company LTD.**, Anhui (CN)

(72) Inventors: **Lijuan Sun**, Anhui (CN); **Chunlian Huang**, Anhui (CN); **Fei Jiang**, Anhui (CN); **Chenghao Wu**, Anhui (CN)

(73) Assignee: **Giti Radial Tire (ANHUI) Company LTD.**, Anhui (CN)

(\*\*) Term: **15 Years**

(21) Appl. No.: **29/715,214**

(22) Filed: **Nov. 29, 2019**

(51) **LOC (13) Cl.** ..... **12-15**

(52) **U.S. Cl.**  
USPC ..... **D12/579**

(58) **Field of Classification Search**  
USPC ..... D12/568-604, 900  
CPC ..... Y10T 152/10027; B60C 1/0016; B60C 11/0306; B60C 11/0302; B60C 3/06; B60C 9/17  
See application file for complete search history.

(56) **References Cited**

**U.S. PATENT DOCUMENTS**

D275,386 S \* 9/1984 Baus ..... D12/596  
D420,949 S \* 2/2000 Poling ..... D12/596

D458,586 S \* 6/2002 Demagall ..... D12/602  
D462,655 S \* 9/2002 Zurita ..... D12/579  
D608,272 S \* 1/2010 Osaka ..... D12/579  
D610,071 S \* 2/2010 Song ..... D12/579  
D754,593 S \* 4/2016 Wang ..... D12/602  
D792,334 S \* 7/2017 Fujioka ..... D12/579  
D832,776 S \* 11/2018 Louzri ..... D12/596  
D834,508 S \* 11/2018 Wang ..... D12/602  
D845,223 S \* 4/2019 Wang ..... D12/596  
D847,725 S \* 5/2019 Dixon ..... D12/564  
D860,928 S \* 9/2019 Dixon ..... D12/602  
D870,031 S \* 12/2019 Wang ..... D12/602  
D875,651 S \* 2/2020 Bonitas ..... D12/579  
D902,839 S \* 11/2020 Zhang ..... D12/596

\* cited by examiner

*Primary Examiner* — John A Voytek

(74) *Attorney, Agent, or Firm* — JCIPRNET

(57) **CLAIM**

The ornamental design for a tire, as shown and described.

**DESCRIPTION**

FIG. 1 is a perspective view of a tire showing our new design, it being understood that the pattern repeats uniformly throughout the circumference of the tread;  
FIG. 2 is a front elevational view thereof;  
FIG. 3 is a left side elevational view thereof; the right side elevational view being identical thereto; and,  
FIG. 4 is an enlarged fragmentary front elevational view thereof.

**1 Claim, 4 Drawing Sheets**








FIG.1






FIG.2






FIG.3






FIG.4