



US00D927395S

(12) **United States Design Patent**
Mendoza Jaime

(10) **Patent No.:** **US D927,395 S**

(45) **Date of Patent:** **** Aug. 10, 2021**

- (54) **VEHICLE WHEEL RIM**
- (71) Applicant: **VOLKSWAGEN AKTIENGESELLSCHAFT, Wolfsburg (DE)**
- (72) Inventor: **Oscar Mendoza Jaime, Wolfsburg (DE)**
- (73) Assignee: **VOLKSWAGEN AKTIENGESELLSCHAFT, Wolfsburg (DE)**
- (**) Term: **15 Years**
- (21) Appl. No.: **29/735,294**
- (22) Filed: **May 20, 2020**

D671,474 S *	11/2012	Juergens	D12/209
D723,989 S *	3/2015	Morikawa	D12/209
D752,499 S *	3/2016	Sze	D12/211
D783,492 S *	4/2017	Valencia Pollex	D12/209
D791,054 S *	7/2017	Valencia Pollex	D12/211
D838,652 S *	1/2019	Kato	D12/209
D862,352 S *	10/2019	Bjerke	D12/209
D870,634 S *	12/2019	Tovey	D12/209
D871,998 S *	1/2020	Liu	D12/209
D880,395 S *	4/2020	Valencia Pollex	D12/209
D884,575 S *	5/2020	Roselle Visa	D12/209
D891,347 S *	7/2020	Huang	D12/209
D893,382 S *	8/2020	Tanaka	D12/209
D893,383 S *	8/2020	Tanaka	D12/209
D893,385 S *	8/2020	Tanaka	D12/209
D900,695 S *	11/2020	Vaya	D12/209
D903,570 S *	12/2020	Myrberg	D12/209
D904,269 S *	12/2020	Bjerke	D12/209
D904,270 S *	12/2020	Bjerke	D12/209
D913,895 S *	3/2021	Bjerke	D12/209

(30) **Foreign Application Priority Data**

Nov. 21, 2019 (DE) 40 2019 101 274.5

(51) **LOC (13) Cl.** **12-16**

(52) **U.S. Cl.**
USPC **D12/209**

(58) **Field of Classification Search**
USPC D12/204-213; D21/563
CPC B60B 7/00; B60B 7/02; B60B 7/04; B60B 7/01; B60B 7/06; B60B 3/02; B60B 3/04; B60B 3/06; B60B 3/10; B60B 1/00; B60B 1/08; B60B 1/10; B60B 1/12
See application file for complete search history.

(56) **References Cited**

U.S. PATENT DOCUMENTS

D581,337 S *	11/2008	Juergens	D12/209
D631,812 S *	2/2011	Juergens	D12/209
D631,814 S *	2/2011	Baum	D12/209

FOREIGN PATENT DOCUMENTS

WO	DM203257	8/2019
WO	DM203305	9/2019

* cited by examiner

Primary Examiner — Stacia A Cadmus

(74) *Attorney, Agent, or Firm* — Lucas & Mercanti, LLP; Klaus P. Stoffel



(57) **CLAIM**

The ornamental design for a vehicle wheel rim, as shown and described.

DESCRIPTION

FIG. 1 is a front view of the vehicle wheel rim of the present invention; and,
FIG. 2 is a front, side perspective view thereof.

1 Claim, 2 Drawing Sheets






FIG. 1




FIG. 2