



US00D927393S

(12) **United States Design Patent**
Xia

(10) **Patent No.:** **US D927,393 S**

(45) **Date of Patent:** **** Aug. 10, 2021**

(54) **VEHICLE WHEEL**

(71) Applicant: **CITIC Dicastal Co., Ltd.**,
Qinhuangdao (CN)

(72) Inventor: **Shizhuo Xia**, Qinhuangdao (CN)

(73) Assignee: **CITIC Dicastal Co., Ltd.**,
Qinhuangdao (CN)

(**) Term: **15 Years**

(21) Appl. No.: **29/732,763**

(22) Filed: **Apr. 27, 2020**

(30) **Foreign Application Priority Data**

Mar. 16, 2020 (CN) 202030086776.6

(51) **LOC (13) Cl.** **12-16**

(52) **U.S. Cl.**
USPC **D12/209**

(58) **Field of Classification Search**
USPC D12/204–213; D21/563
CPC B60B 7/00; B60B 7/02; B60B 7/04; B60B
7/01; B60B 7/06; B60B 3/02; B60B 3/04;
B60B 3/06; B60B 3/10; B60B 1/00;
B60B 1/08; B60B 1/10; B60B 1/12
See application file for complete search history.

(56) **References Cited**

U.S. PATENT DOCUMENTS

D481,663 S * 11/2003 Maifrini D12/211
D515,003 S * 2/2006 Echazabal D12/211
D604,221 S * 11/2009 Krisch D12/211

D649,104 S * 11/2011 Gallert D12/211
D656,879 S * 4/2012 Gallert D12/211
D669,408 S * 10/2012 Hans D12/211
D709,018 S * 7/2014 Chung D12/211
D714,704 S * 10/2014 Kim D12/211
D714,706 S * 10/2014 Chung D12/211
D733,026 S * 6/2015 Chung D12/211
D747,249 S * 1/2016 Lemke D12/209
D783,494 S * 4/2017 Macey D12/209
D791,674 S * 7/2017 Valencia Pollex D12/211
D797,028 S * 9/2017 Chung D12/211
D810,648 S * 2/2018 Chung D12/209
D824,317 S * 7/2018 Harriton D12/211
D838,227 S * 1/2019 Zhen D12/209
D845,862 S * 4/2019 Kong D12/209
D847,720 S * 5/2019 Chung D12/211
D853,932 S * 7/2019 Chung D12/211
D860,094 S * 9/2019 Milani D12/209
D860,095 S * 9/2019 Milani D12/209
D892,019 S * 8/2020 Grand D12/209
D901,357 S * 11/2020 Rolfs D12/209

* cited by examiner

Primary Examiner — Stacia A Cadmus

(74) *Attorney, Agent, or Firm* — IPRO, PLLC


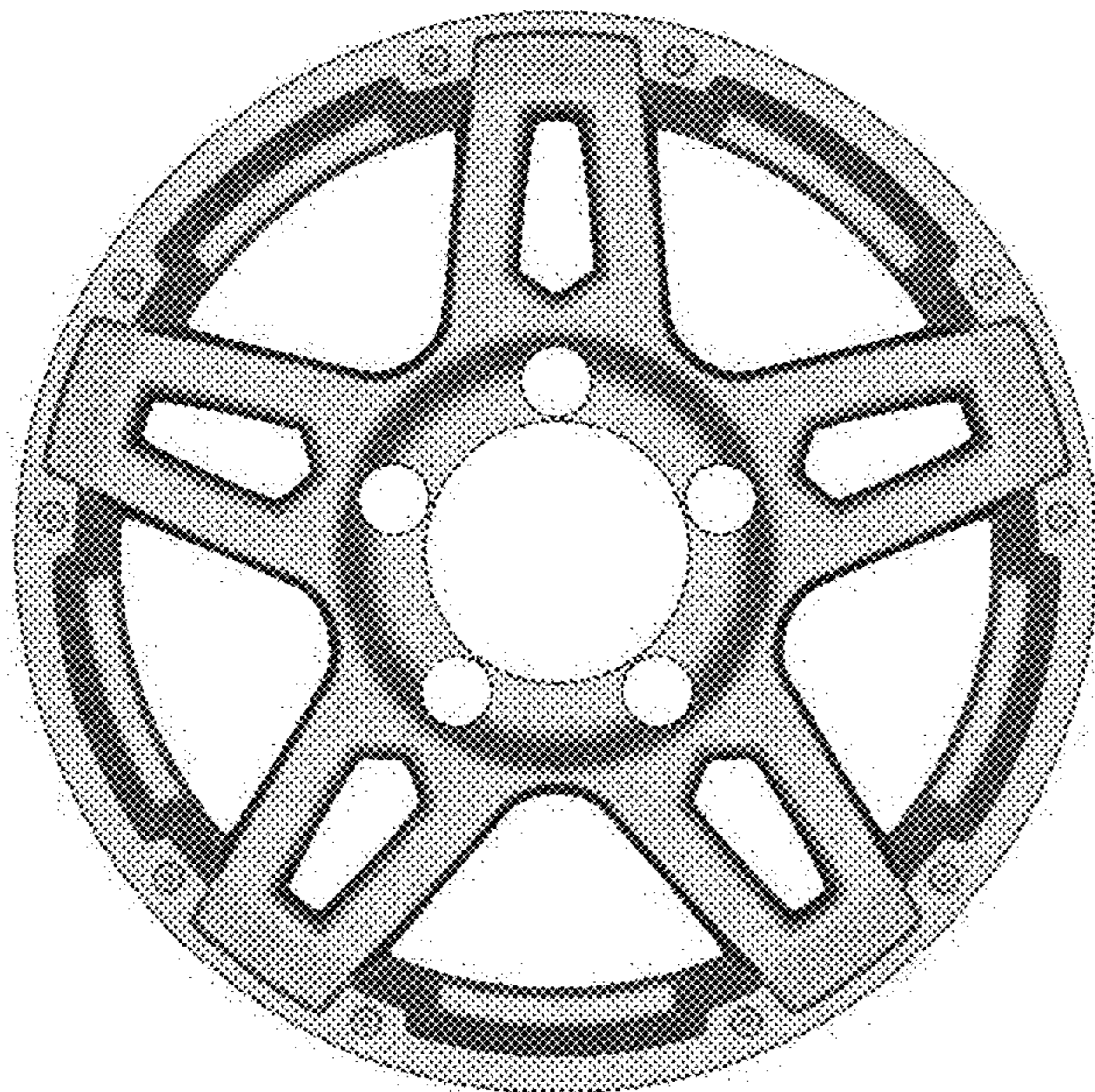
(57) **CLAIM**

The ornamental design for a vehicle wheel, as shown and described.

DESCRIPTION

FIG. 1 is a front view of a vehicle wheel.
FIG. 2 is a perspective view of the vehicle wheel; and,
FIG. 3 is a left side view of the vehicle wheel.
In the drawings the broken lines depict portions of the wheel that form no part of the claimed design.

1 Claim, 3 Drawing Sheets






FIG. 1



FIG. 2




FIG. 3