



US00D927390S

(12) **United States Design Patent**  
**Chang**

(10) **Patent No.:** **US D927,390 S**

(45) **Date of Patent:** **\*\* Aug. 10, 2021**

(54) **VEHICLE WHEEL**

(71) Applicant: **CITIC Dicastal Co., Ltd.**,  
Qinhuangdao (CN)

(72) Inventor: **Kexin Chang**, Qinhuangdao (CN)

(73) Assignee: **CITIC Dicastal Co., Ltd.**,  
Qinhuangdao (CN)

(\*\*) Term: **15 Years**

(21) Appl. No.: **29/732,759**

(22) Filed: **Apr. 27, 2020**

(30) **Foreign Application Priority Data**

Mar. 16, 2020 (CN) ..... 202030086861.2

(51) **LOC (13) Cl.** ..... **12-16**

(52) **U.S. Cl.**  
USPC ..... **D12/209**

(58) **Field of Classification Search**

USPC ..... D12/204–213; D21/563  
CPC .... B60B 7/00; B60B 7/02; B60B 7/04; B60B  
7/01; B60B 7/06; B60B 3/02; B60B 3/04;  
B60B 3/06; B60B 3/10; B60B 1/00;  
B60B 1/08; B60B 1/10; B60B 1/12

See application file for complete search history.

(56) **References Cited**

**U.S. PATENT DOCUMENTS**

D549,148 S \* 8/2007 Buschmann ..... D12/209  
D623,573 S \* 9/2010 Thurner ..... D12/209

D724,515 S *	3/2015	Chung	.....	D12/209
D821,284 S *	6/2018	Tran	.....	D12/209
D826,827 S *	8/2018	Tran	.....	D12/209
D833,360 S *	11/2018	Kong	.....	D12/209
D835,023 S *	12/2018	Tran	.....	D12/209
D845,859 S *	4/2019	Hale, Jr.	.....	D12/209
D847,718 S *	5/2019	Han	.....	D12/209
D875,018 S *	2/2020	Han	.....	D12/211
D885,285 S *	5/2020	Bernoni	.....	D12/209
D887,943 S *	6/2020	Han	.....	D12/209
D887,944 S *	6/2020	Han	.....	D12/209
D889,365 S *	7/2020	Han	.....	D12/209
D908,059 S *	1/2021	Mukti	.....	D12/209
D908,577 S *	1/2021	Tran	.....	D12/209
D909,272 S *	2/2021	Chung	.....	D12/209
D912,591 S *	3/2021	Tran	.....	D12/209

\* cited by examiner

*Primary Examiner* — Stacia A Cadmus

(74) *Attorney, Agent, or Firm* — IPro, PLLC

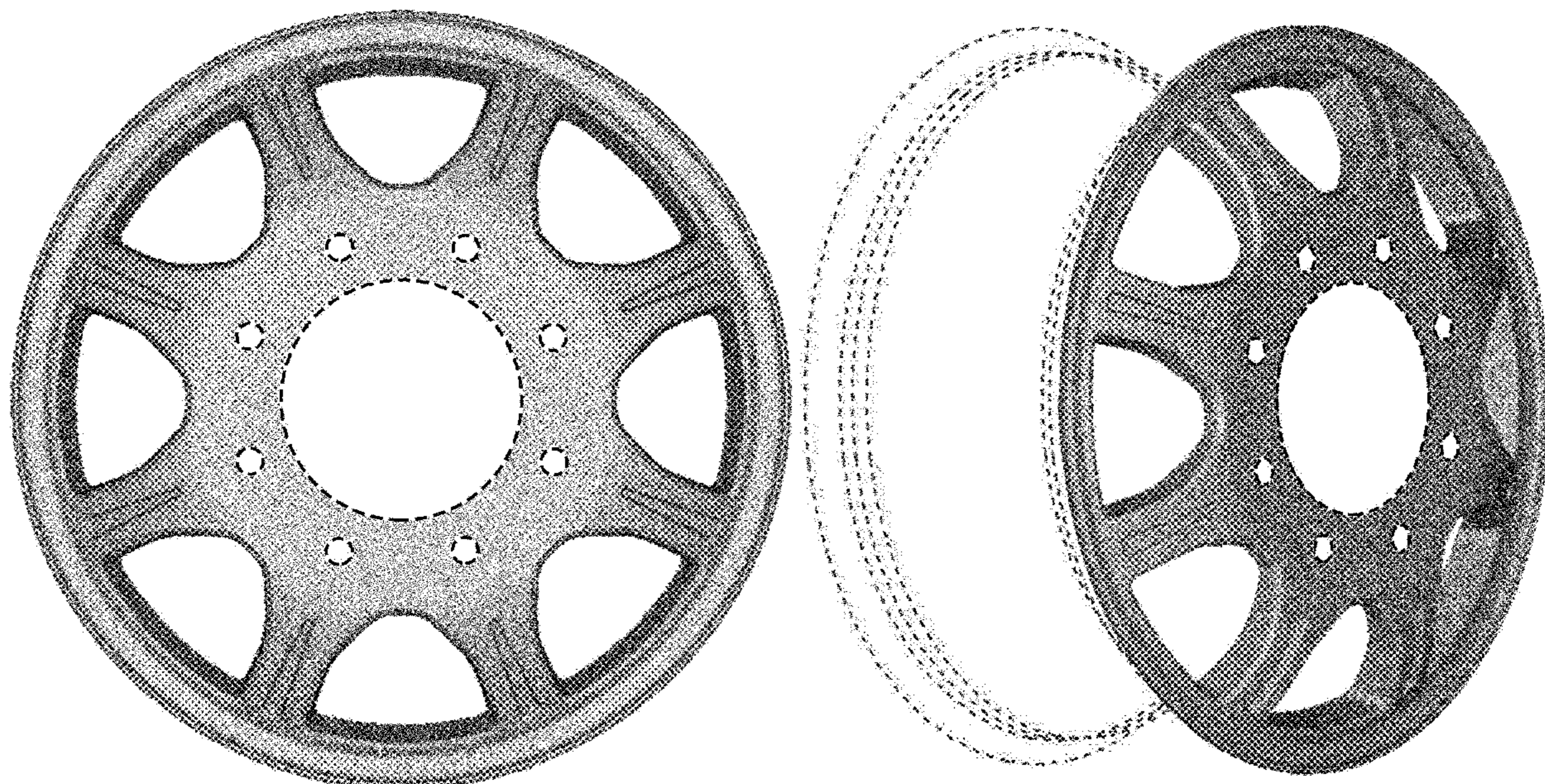
(57) **CLAIM**

The ornamental design for a vehicle wheel, as shown and described.

**DESCRIPTION**

FIG. 1 is a front view of a vehicle wheel.  
FIG. 2 is a perspective view of the vehicle wheel; and,  
FIG. 3 is a left side view of the vehicle wheel.  
In the drawings the broken lines depict portions of the wheel that form no part of the claimed design.

**1 Claim, 3 Drawing Sheets**






FIG. 1



FIG. 2




FIG. 3