



US00D927388S

(12) **United States Design Patent**  
**Chang**

(10) **Patent No.:** **US D927,388 S**

(45) **Date of Patent:** **\*\* Aug. 10, 2021**

(54) **VEHICLE WHEEL**

(71) Applicant: **CITIC Dicastal Co., Ltd.**,  
Qinhuangdao (CN)

(72) Inventor: **Kexin Chang**, Qinhuangdao (CN)

(73) Assignee: **CITIC Dicastal Co., Ltd.**,  
Qinhuangdao (CN)

(\*\*) Term: **15 Years**

(21) Appl. No.: **29/732,757**

(22) Filed: **Apr. 27, 2020**

(30) **Foreign Application Priority Data**

Mar. 16, 2020 (CN) ..... 202030086787.4

(51) **LOC (13) Cl.** ..... **12-16**

(52) **U.S. Cl.**  
USPC ..... **D12/209**

(58) **Field of Classification Search**  
USPC ..... D12/204-213; D21/563  
CPC .... B60B 7/00; B60B 7/02; B60B 7/04; B60B  
7/01; B60B 7/06; B60B 3/02; B60B 3/04;  
B60B 3/06; B60B 3/10; B60B 1/00;  
B60B 1/08; B60B 1/10; B60B 1/12  
See application file for complete search history.

(56) **References Cited**

**U.S. PATENT DOCUMENTS**

D552,525 S \* 10/2007 Celik ..... D12/211  
D605,574 S \* 12/2009 Abdallah ..... D12/211

D652,363 S \* 1/2012 Chung ..... D12/211  
D726,091 S \* 4/2015 Mays ..... D12/211  
D735,102 S \* 7/2015 Swanseger ..... D12/209  
D741,238 S \* 10/2015 Chung ..... D12/209  
D751,483 S \* 3/2016 Nicoghosian ..... D12/209  
D759,559 S \* 6/2016 Mielke ..... D12/209  
D762,155 S \* 7/2016 Juergens ..... D12/211  
D799,394 S \* 10/2017 Yamashita ..... D12/209  
D806,631 S \* 1/2018 Sempek ..... D12/211  
D808,883 S \* 1/2018 Chung ..... D12/211  
D823,769 S \* 7/2018 Gallert ..... D12/209  
D824,310 S \* 7/2018 Chung ..... D12/209  
D827,538 S \* 9/2018 Behmer ..... D12/209  
D839,814 S \* 2/2019 Gallert ..... D12/211  
D851,009 S \* 6/2019 Waldron ..... D12/209  
D851,010 S \* 6/2019 Sze ..... D12/209  
D865,619 S \* 11/2019 Gallert ..... D12/209  
D885,288 S \* 5/2020 Preyss ..... D12/209  
D885,293 S \* 5/2020 Gallert ..... D12/211  
D896,721 S \* 9/2020 Lee ..... D12/209

\* cited by examiner

*Primary Examiner* — Stacia A Cadmus

(74) *Attorney, Agent, or Firm* — IPro, PLLC

(57) **CLAIM**

The ornamental design for a vehicle wheel, as shown and described.

**DESCRIPTION**

FIG. 1 is a front view of a vehicle wheel.  
FIG. 2 is a perspective view of the vehicle wheel; and,  
FIG. 3 is a left side view of the vehicle wheel.  
In the drawings the broken lines depict portions of the wheel that form no part of the claimed design.

**1 Claim, 3 Drawing Sheets**

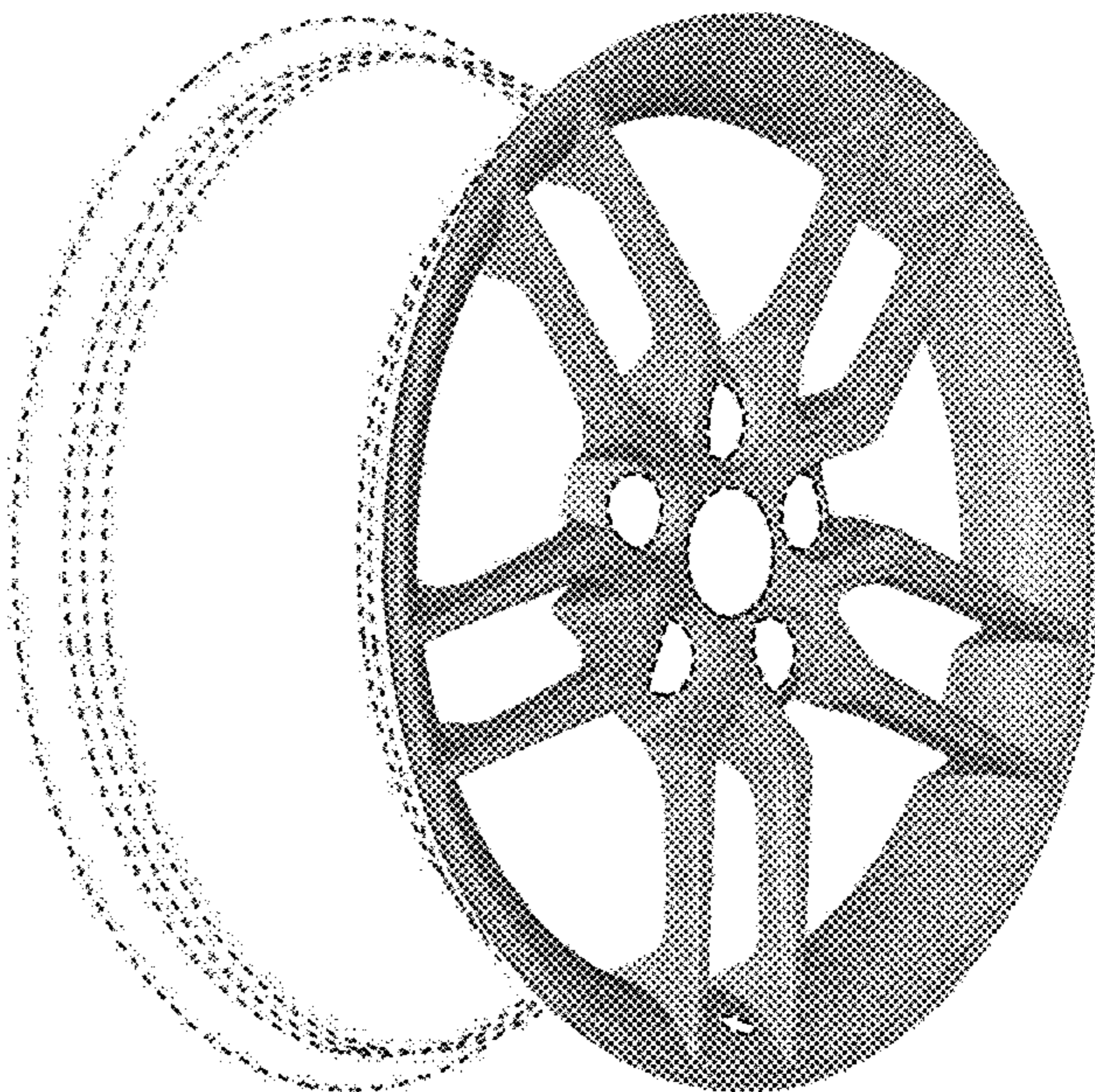





FIG. 1




FIG. 2




FIG. 3