



US00D927371S

(12) **United States Design Patent** (10) **Patent No.:** **US D927,371 S**
Duncan et al. (45) **Date of Patent:** **** Aug. 10, 2021**

(54) **VEHICLE BUMPER**

- (71) Applicant: **PACCAR Inc**, Bellevue, WA (US)
- (72) Inventors: **Jonathan Scott Duncan**, Seattle, WA (US); **Austin Hiep Phan**, Denton, TX (US); **Amanda Allison Koh**, Seattle, WA (US)
- (73) Assignee: **PACCAR Inc**, Bellevue, WA (US)
- (**) Term: **15 Years**
- (21) Appl. No.: **29/722,026**
- (22) Filed: **Jan. 24, 2020**
- (51) **LOC (13) Cl.** **12-16**
- (52) **U.S. Cl.**
USPC **D12/169**
- (58) **Field of Classification Search**
USPC ... D12/1, 14, 82, 85, 86, 87, 88, 89, 90, 91, D12/92, 93, 96, 97, 98, 99, 163, 164, D12/165, 167, 169, 170, 171, 172, 173, D12/181, 184, 185, 190, 196, 216, 223, D12/400; D21/533, 548, 552, 561
CPC B60R 19/02; B60R 19/04; B60R 19/18; B60R 19/24; B60R 19/44; B60R 19/48; B60R 19/52; B60R 19/56; B60R 2019/007; B60R 2019/527; B60R 2019/1886; B62D 25/08
See application file for complete search history.

(56) **References Cited**

U.S. PATENT DOCUMENTS

| | | |
|------------|---------|-----------------|
| 364,072 A | 5/1887 | Wightman |
| D307,254 S | 4/1990 | Koske et al. |
| D316,241 S | 4/1991 | Ray |
| D343,605 S | 1/1994 | Meryman |
| D364,371 S | 11/1995 | Ray et al. |
| D381,946 S | 8/1997 | Delashaw et al. |
| D391,212 S | 2/1998 | Meryman et al. |
| D403,636 S | 1/1999 | Meryman et al. |

(Continued)

OTHER PUBLICATIONS

Bumper for Volvo VNL VN, Published date unavailable [online], [retrieved on Mar. 31, 2021]. Retrieved from the Internet: <https://www.ebay.com/itm/QSC-Complete-Chrome-Steel-Bumper-Set-w-Brackets-LED-Fog-Light-for-Volvo-VNL-VN-/352936823488> (Year: 2021).*

(Continued)

Primary Examiner — Christian P. McLean

Assistant Examiner — Adam C Mager

(74) *Attorney, Agent, or Firm* — Seed IP Law Group LLP

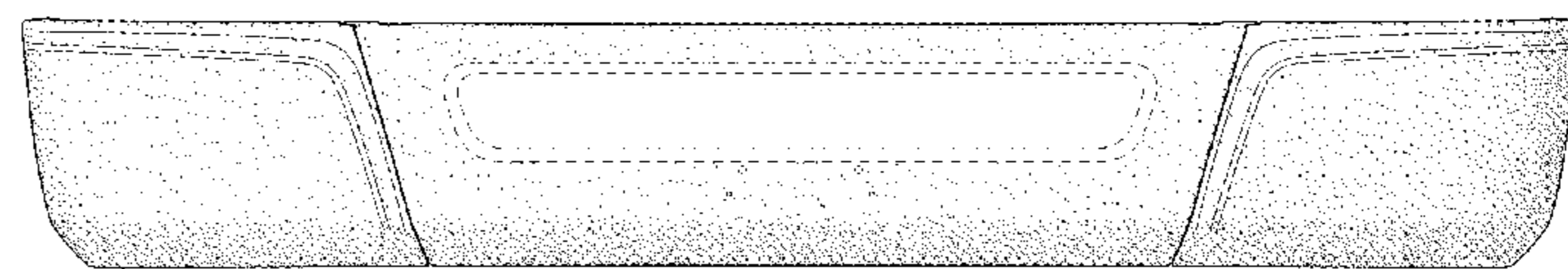
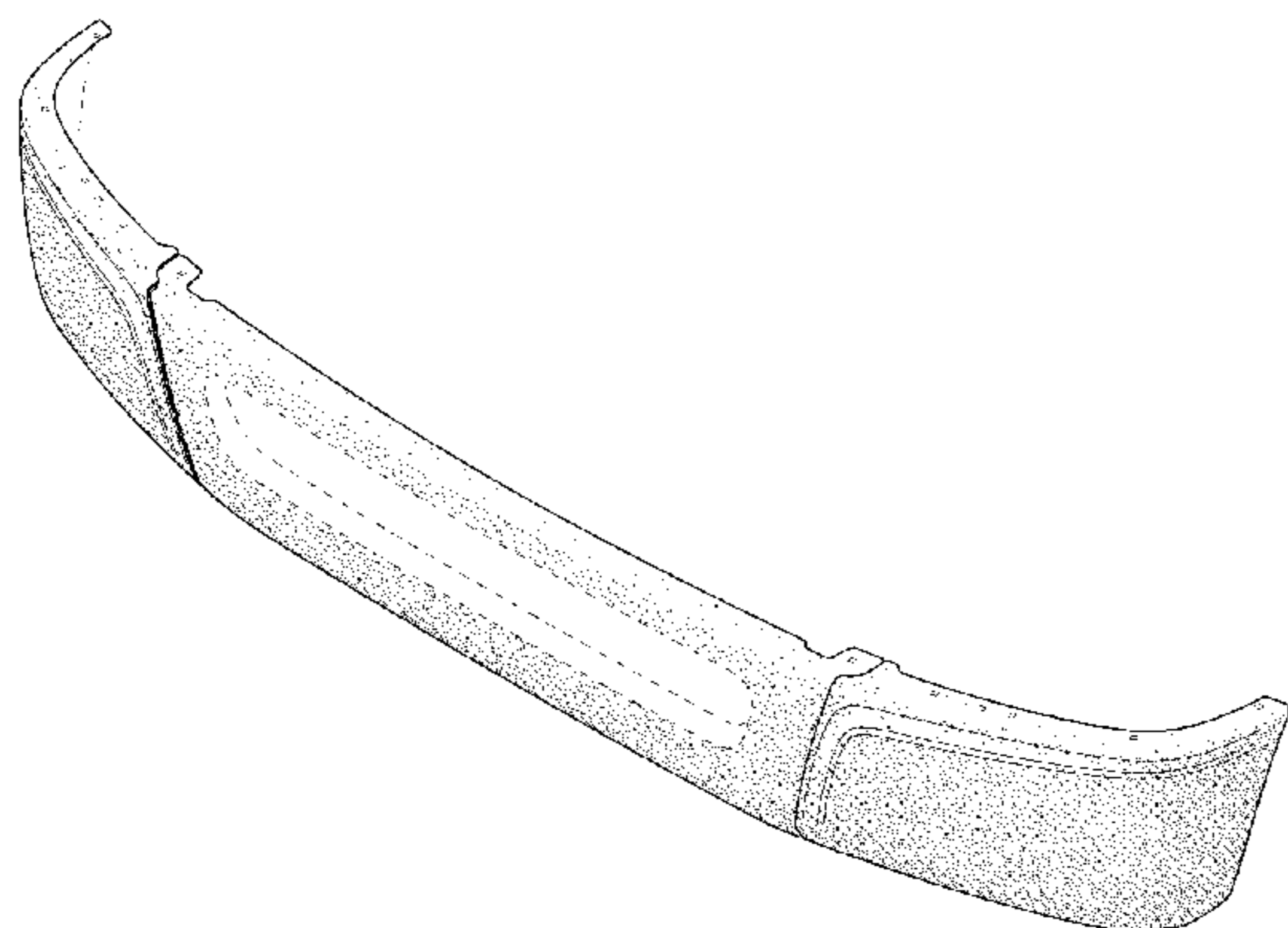
(57) **CLAIM**

The ornamental design for a vehicle bumper, as shown and described.

DESCRIPTION

FIG. 1 is a top perspective view of a vehicle bumper, showing a first embodiment of our new design.
 FIG. 2 is a front elevational view thereof.
 FIG. 3 is a rear elevational view thereof.
 FIG. 4 is a left side elevational view thereof.
 FIG. 5 is a right side elevational view thereof.
 FIG. 6 is a top plan view thereof.
 FIG. 7 is a bottom plan view thereof.
 FIG. 8 is a top perspective view of a vehicle bumper, showing a second embodiment of our new design.
 FIG. 9 is a front elevational view thereof.
 FIG. 10 is a rear elevational view thereof.
 FIG. 11 is a left side elevational view thereof.
 FIG. 12 is a right side elevational view thereof.
 FIG. 13 is a top plan view thereof; and,
 FIG. 14 is a bottom plan view thereof.
 Stippling and tangency lines in the drawings represent the three-dimensional contours of the design, and are not intended to indicate surface decoration. The broken lines shown in the drawings depict portions of the vehicle bumper that form no part of the claimed design.

1 Claim, 8 Drawing Sheets



(56)

References Cited

U.S. PATENT DOCUMENTS

| | | | |
|------------|-----------|------------------|---------|
| D411,494 S | 6/1999 | Meryman et al. | |
| D423,429 S | 4/2000 | Hickman et al. | |
| D429,669 S | 8/2000 | Cook et al. | |
| D476,929 S | 7/2003 | Dozier et al. | |
| D482,302 S | 11/2003 | Dozier et al. | |
| D504,850 S | 5/2005 | Gunter et al. | |
| D518,424 S | 4/2006 | Clark et al. | |
| D519,067 S | 4/2006 | Steere et al. | |
| D519,068 S | 4/2006 | Clark et al. | |
| D519,069 S | 4/2006 | Clark et al. | |
| D530,653 S | 10/2006 | Angelo et al. | |
| D531,940 S | 11/2006 | McCuller et al. | |
| D540,722 S | 4/2007 | Angelo et al. | |
| D545,248 S | * 6/2007 | Angelo | D12/169 |
| D563,840 S | 3/2008 | Simons et al. | |
| D565,484 S | 4/2008 | Johnson et al. | |
| D584,664 S | 1/2009 | Johnson et al. | |
| D584,665 S | 1/2009 | Johnson et al. | |
| D621,752 S | 8/2010 | Angelo et al. | |
| D633,419 S | 3/2011 | Peltola et al. | |
| D645,799 S | * 9/2011 | Beigel | D12/169 |
| D647,013 S | 10/2011 | Ito et al. | |
| D653,999 S | 2/2012 | Peltola et al. | |
| D684,508 S | 6/2013 | Peltola et al. | |
| D686,545 S | 7/2013 | Peltola et al. | |
| D702,162 S | 4/2014 | Heilaneh et al. | |
| D704,107 S | 5/2014 | Peltola et al. | |
| D709,807 S | 7/2014 | Heilaneh et al. | |
| D710,767 S | 8/2014 | Heilaneh et al. | |
| D721,303 S | * 1/2015 | Platto | D12/169 |
| D721,621 S | * 1/2015 | Platto | D12/169 |
| D725,008 S | 3/2015 | Peltola et al. | |
| D740,730 S | 10/2015 | Peltola et al. | |
| D763,745 S | 8/2016 | Lee, IV et al. | |
| D777,617 S | * 1/2017 | Platto | D12/169 |
| D778,213 S | * 2/2017 | Platto | D12/169 |
| D805,969 S | * 12/2017 | Villamizar | D12/169 |
| D817,825 S | * 5/2018 | Anderson | D12/169 |
| D818,898 S | * 5/2018 | Anderson | D12/169 |
| D818,902 S | * 5/2018 | Anderson | D12/169 |
| D833,341 S | * 11/2018 | Anderson | D12/169 |
| D860,078 S | * 9/2019 | O'Donnell | D12/169 |
| D889,331 S | * 7/2020 | O'Donnell | D12/169 |

OTHER PUBLICATIONS

“T800,” Kenworth Truck Company, 2002, 32-page brochure.
 “T800,” Kenworth Truck Company, 2003, 32-page brochure.
 “T800,” Kenworth Truck Company, 2005, 28-page brochure.
 “T800,” Kenworth Truck Company, 2009, 28-page brochure.
 “T800B,” Kenworth Truck Company, 1993, 8-page brochure.
 Peterbilt Motors Company, “The Working Class,” Sep. 1976, 6-page brochure.
 “The World’s Best,” Kenworth Truck Company, 1992, 12-page brochure.
 “W900,” Kenworth Truck Company, 1996, 7-page brochure.
 “W900,” Kenworth Truck Company, 2002, 32-page brochure.
 “W900,” Kenworth Truck Company, 2005, 32-page brochure.
 “W900,” Kenworth Truck Company, 2009, 28-page brochure.
 Kenworth Truck Company, “W900L AeroCab,” 1994, 2-page brochure.
 Kenworth Truck Company, “AeroCab,” 1993, 6-page brochure.
 “AeroCab,” Kenworth Truck Company, as early as 1995, 3-page brochure.
 “C500B,” Kenworth Truck Company, as early as 1990, 4-page brochure.

Peterbilt Motors Company, “Class Pays, Medium Duty,” Sep. 2000, 12-page brochure.
 “Class Pays, Truck Models,” Peterbilt Motors Company, Mar. 2005, 24-page brochure.
 “Class Pays,” Peterbilt Motors Company, Nov. 1998, 10-page brochure.
 Peterbilt Motors Company, “Class Pays,” Sep. 1997, 10-page brochure.
 “Class Pays, Construction Trucks,” Peterbilt Motors Company, Nov. 2003, 16-page brochure.
 “Kenworth Truck Models,” Kenworth Truck Company, 2010, 16-page brochure.
 Peterbilt Motors Company, “Model 330,” Oct. 1997, 3-page brochure.
 Peterbilt Motors Company, “Model 379,” Apr. 2005, 2-page brochure.
 Peterbilt Motors Company, “Model 379,” Mar. 1996, 5-page brochure.
 Peterbilt Motors Company, “Rest with Class,” Apr. 1978, 4-page brochure.
 “T170 Class 5,” Kenworth Truck Company, 2008, 4-page brochure.
 “T270 Class 6 and T370 Class 7,” Kenworth Truck Company, 2008, 6-page brochure.
 “T270 Class 6 and T370 Class 7,” Kenworth Truck Company, 2009, 6-page brochure.
 “T270 Class 6 and T370 Class 7 Hybrid,” Kenworth Truck Company, 2009, 6-page brochure.
 “T680,” Kenworth Truck Company, 2013, 34-page brochure.
 “1680,” Kenworth Truck Company, 2016, 34-page brochure.
 “T880,” Kenworth Truck Company, 2017, 32-page brochure.
 “Model 579,” Peterbilt Motors Company, Oct. 2013, 13-page brochure.
 “Medium Duty,” Peterbilt Motors Company, 2013, 9-page brochure.
 “On-Highway,” Peterbilt Motors Company, 2013, 13-page brochure.
 “Vocational,” Peterbilt Motors Company, 2013, 11-page brochure.
 “T440,” Kenworth Truck Company, 2010, 6-page brochure.
 “T470,” Kenworth Truck Company, 2010, 6-page brochure.
 “T470H,” Kenworth Truck Company, 2009, 2-page brochure.
 “Model 220,” Peterbilt Motors Company, 2019, 2-page brochure.
 “220EV,” Peterbilt Motors Company, 2020, 5-page brochure.
 “Model 337,” Peterbilt Motors Company, 2020, 2-page brochure.
 “Model 389,” Peterbilt Motors Company, 2019, 2-page brochure.
 “Model 348,” Peterbilt Motors Company, 2019, 2-page brochure.
 “Model 520,” Peterbilt Motors Company, 2019, 2-page brochure.
 “Model 567,” Peterbilt Motors Company, 2020, 16-page brochure.
 “567 Heritage,” Peterbilt Motors Company, 2017, 2-page brochure.
 “Model 579,” Peterbilt Motors Company, 2019, 28-page brochure.
 “C500,” Kenworth Truck Company, 2012, 2-page brochure.
 “T680,” Kenworth Truck Company, 2019, 40-page brochure.
 “T800,” Kenworth Truck Company, 2012, 28-page brochure.
 “T440/T470,” Kenworth Truck Company, 2015, 8-page brochure.
 “K270E/K370E,” Kenworth Truck Company, 2020, 4-page brochure.
 “T270/T370,” Kenworth Truck Company, 2019, 16-page brochure.
 “K270/K370,” Kenworth Truck Company, 2014, 12-page brochure.
 “W990,” Kenworth Truck Company, 2018, 32-page brochure.
 “T880,” Kenworth Truck Company, 2019, 36-page brochure.
 “Model 367,” Peterbilt Motors Company, <https://www.peterbilt.com/trucks/vocational/model-367>, retrieved Nov. 20, 2020, 12 pages.
 “Model 365,” Peterbilt Motors Company, <https://www.peterbilt.com/trucks/vocational/model-365>, retrieved Nov. 20, 2020, 11 pages.
 “Model 325,” Peterbilt Motors Company, <https://www.peterbilt.com/trucks/medium-duty/model-325>, retrieved Nov. 20, 2020, 12 pages.

* cited by examiner

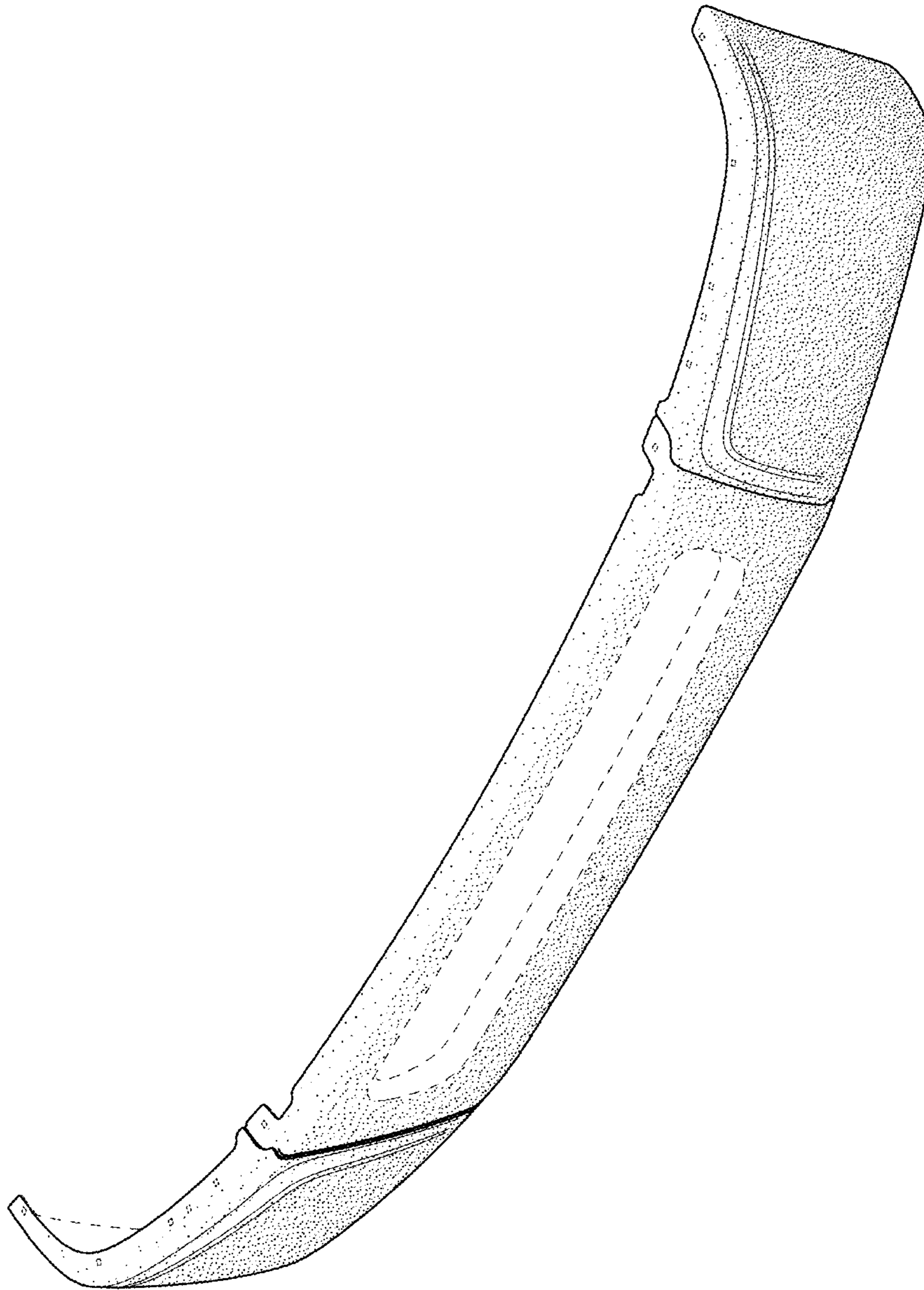


FIG. 1

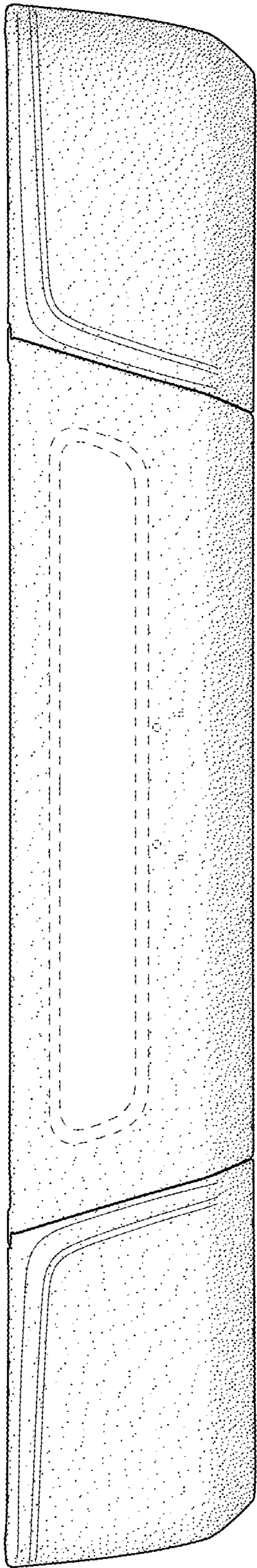


FIG. 2




FIG. 3

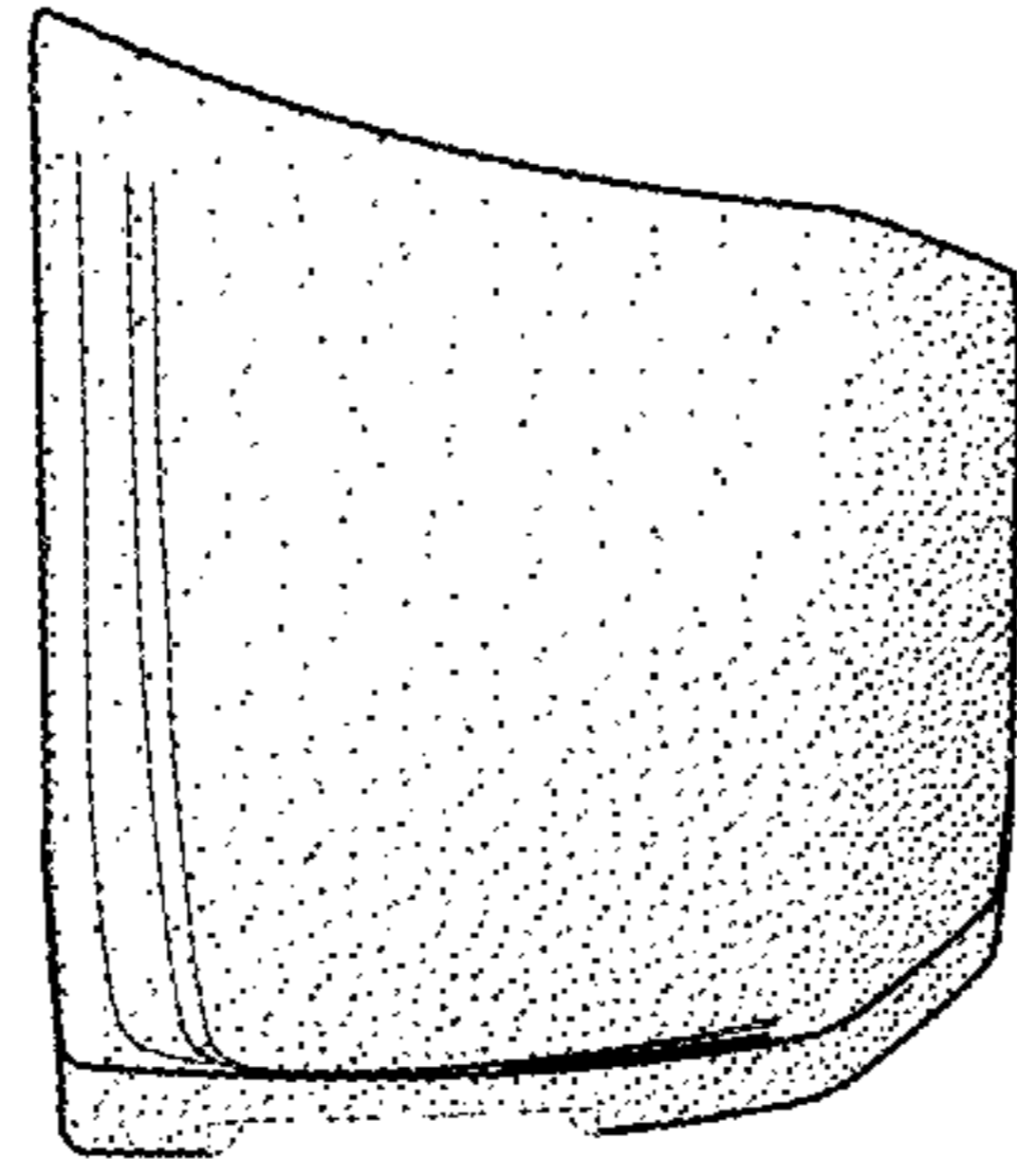


FIG. 5

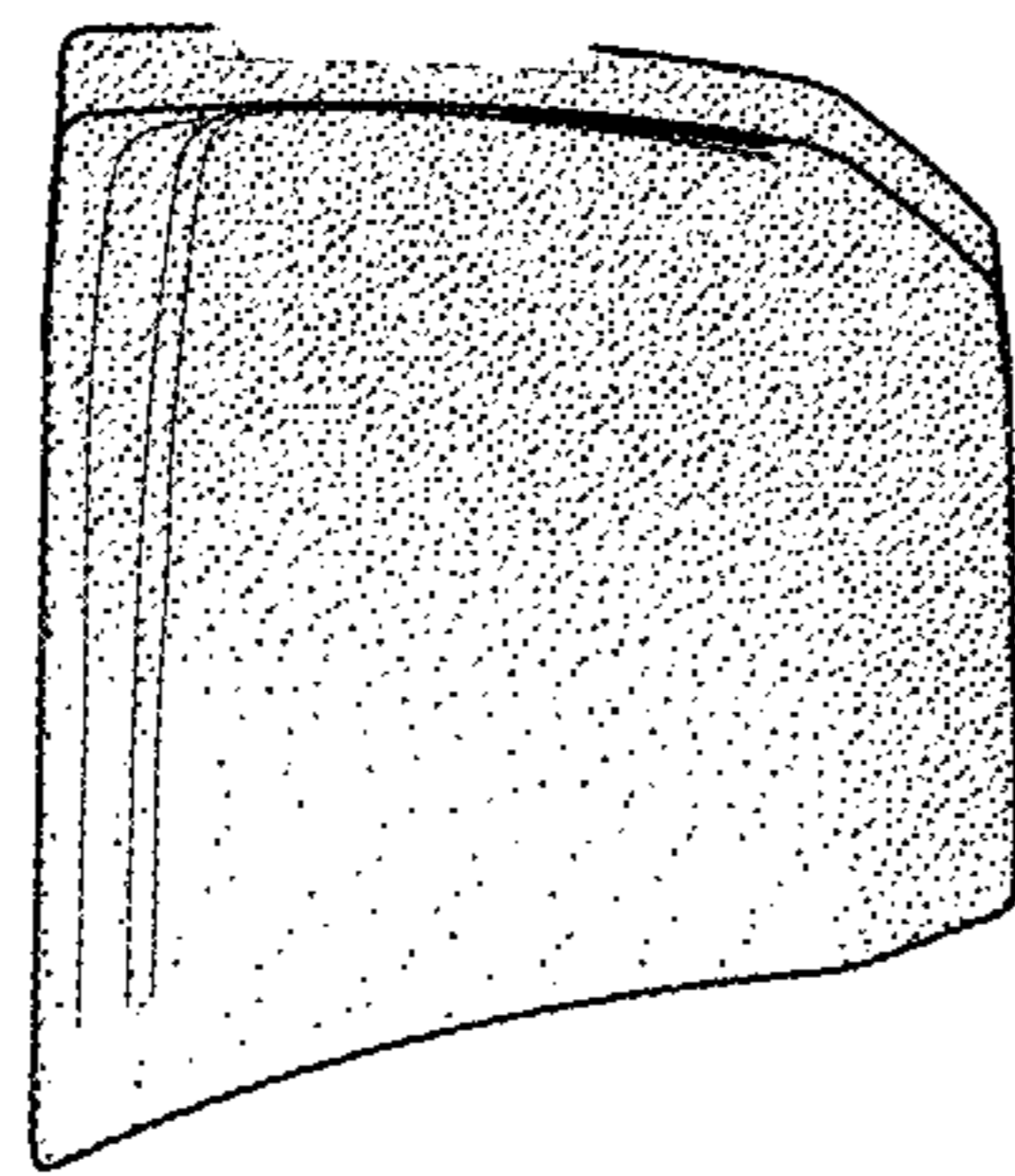


FIG. 4

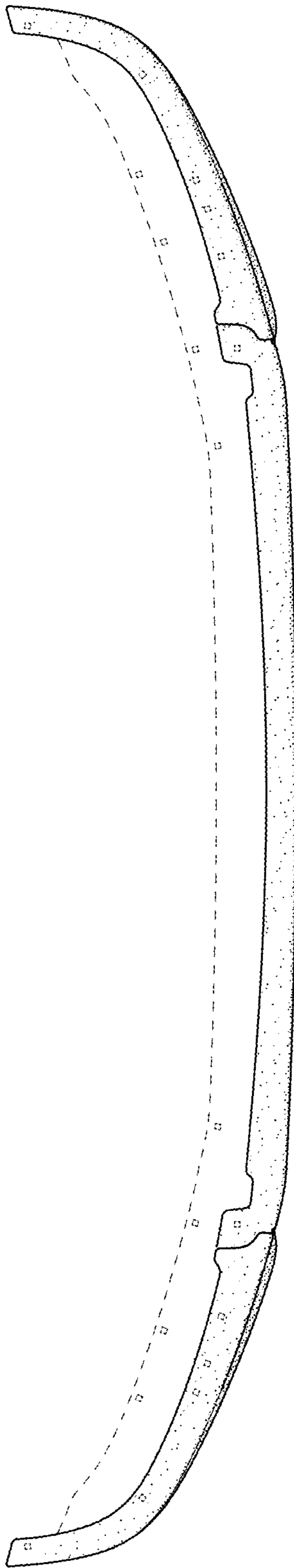


FIG. 6

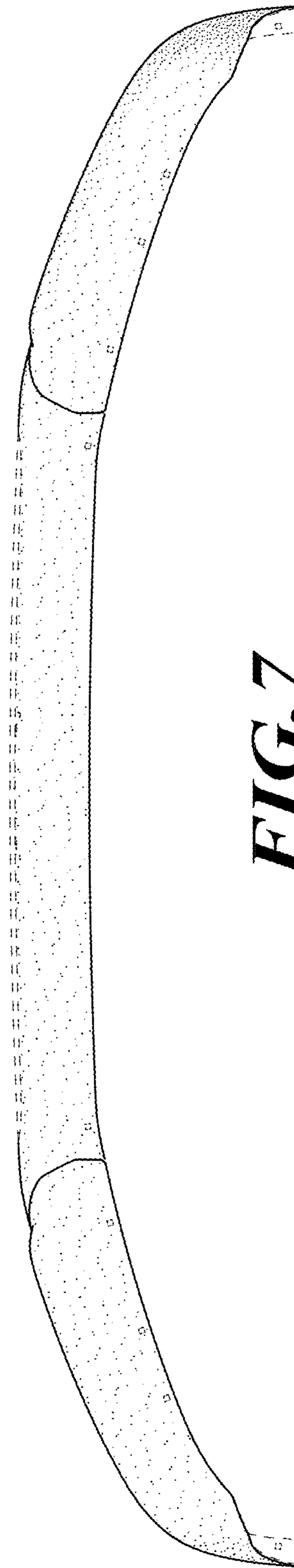


FIG. 7

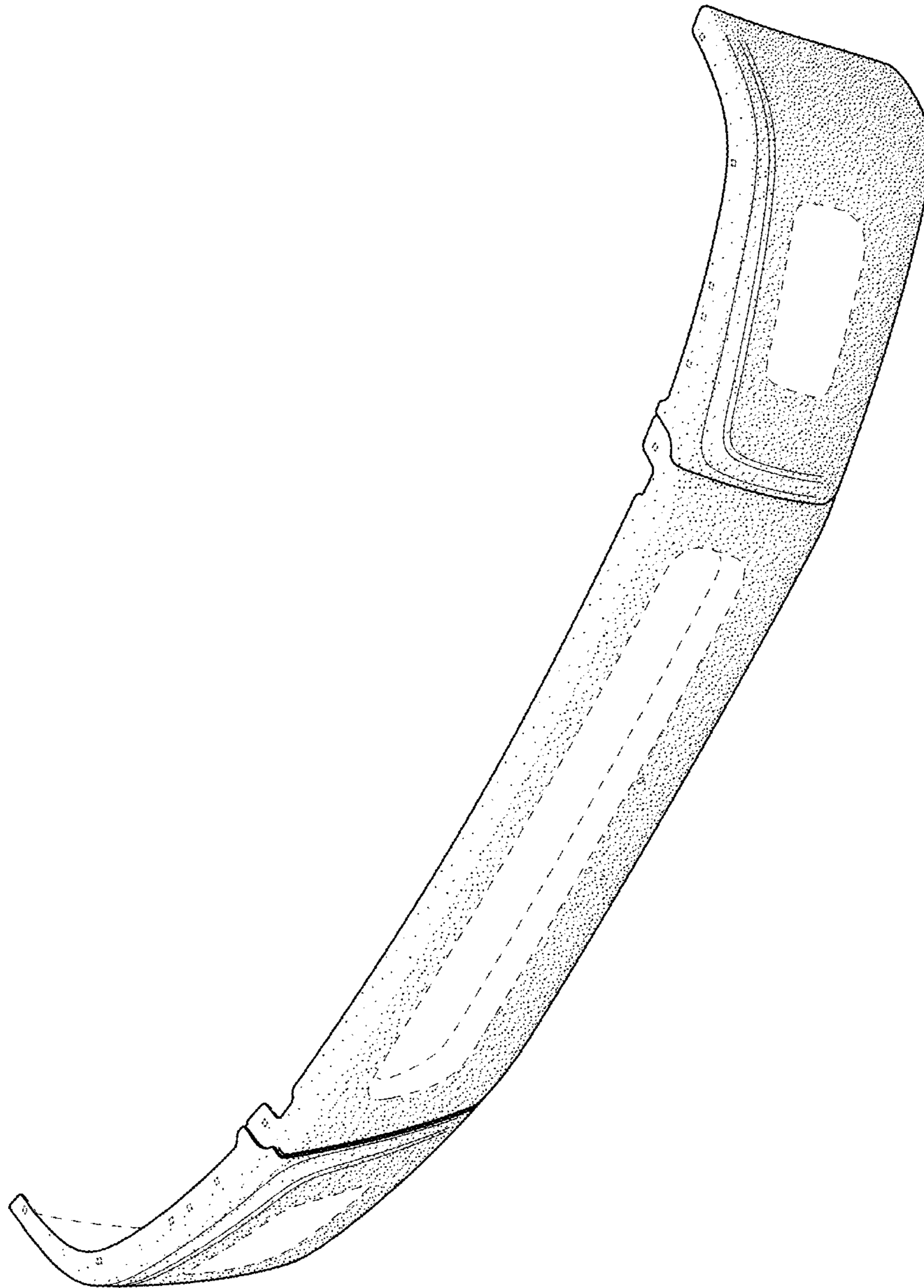


FIG. 8

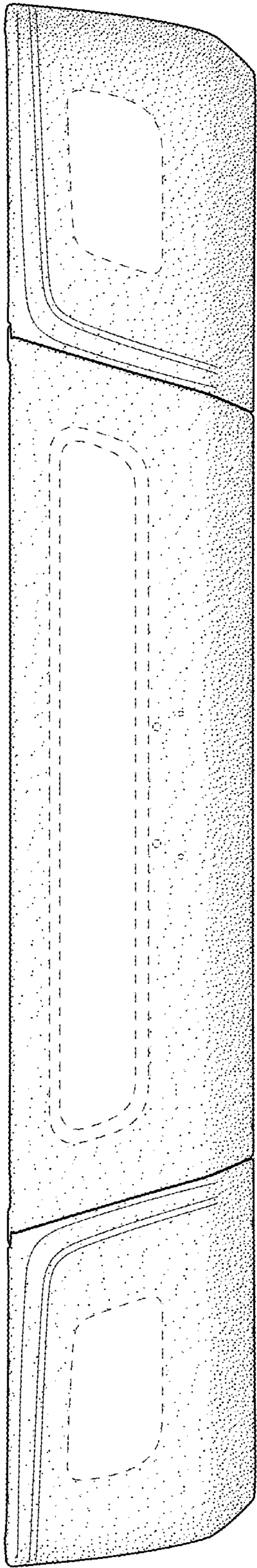


FIG. 9




FIG. 10

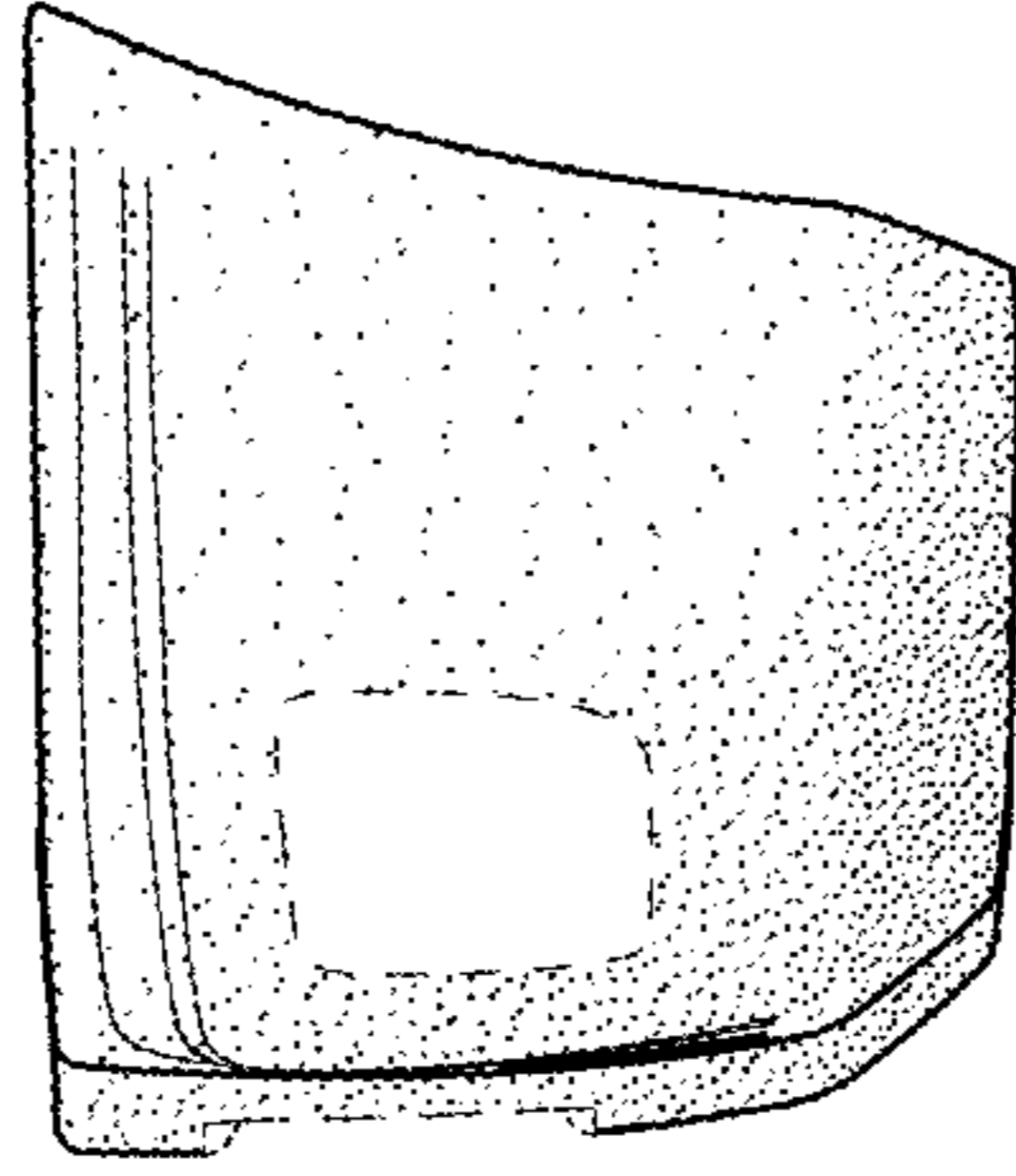


FIG. 12

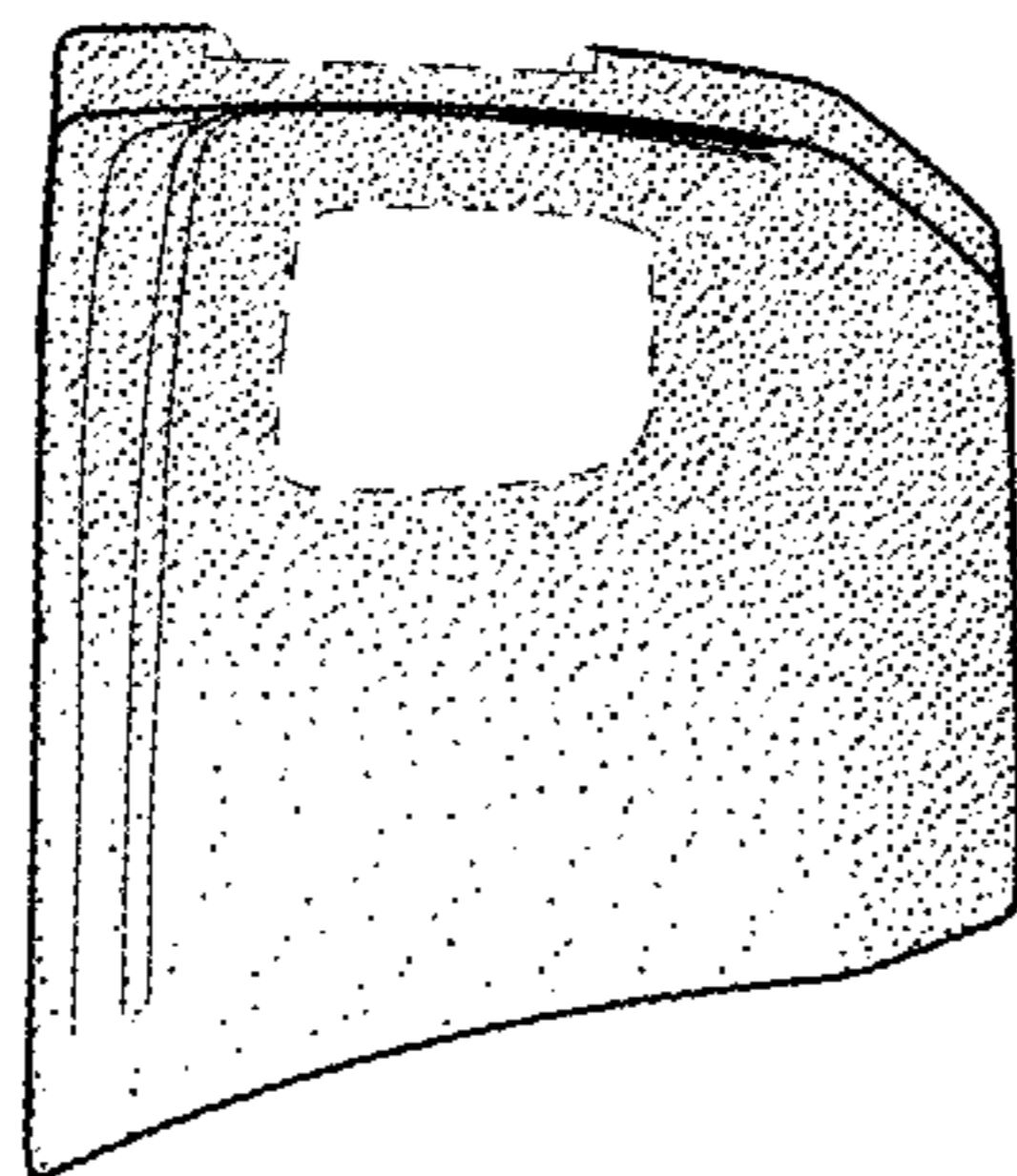


FIG. 11

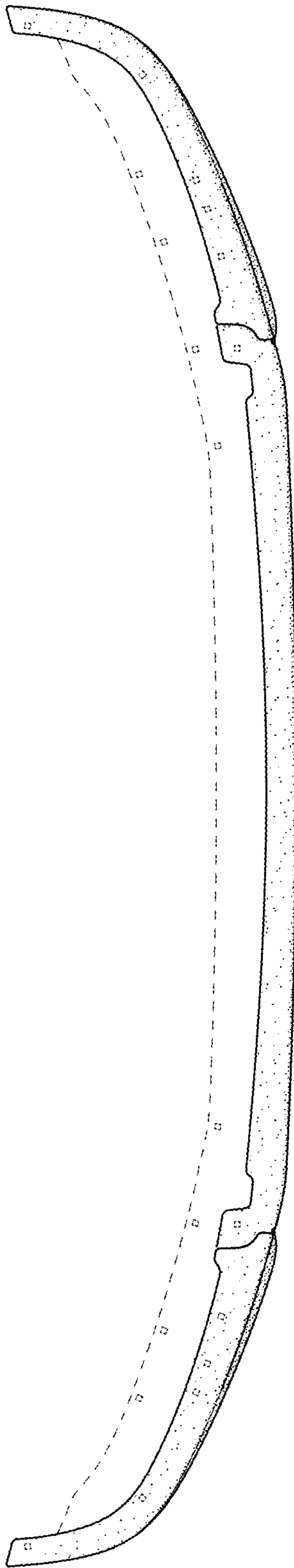


FIG. 13

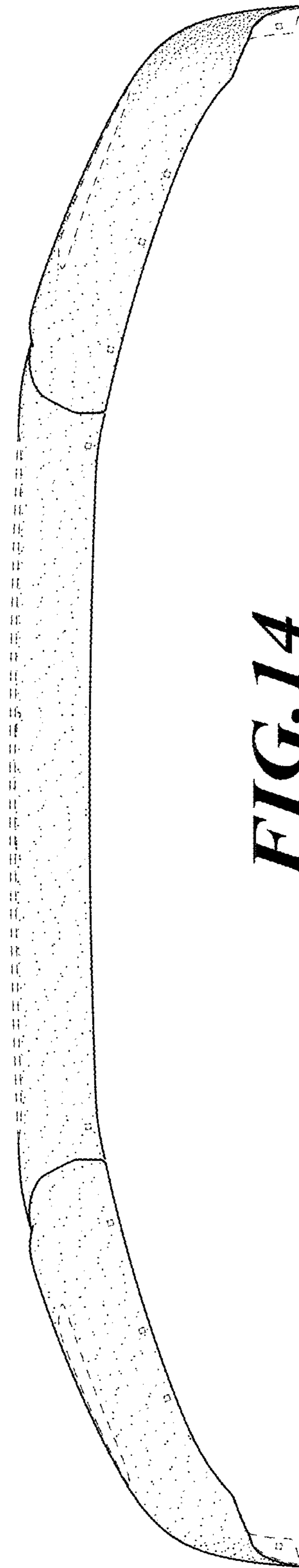


FIG. 14