



US00D927357S

(12) **United States Design Patent** (10) **Patent No.:** **US D927,357 S**  
**Park et al.** (45) **Date of Patent:** **\*\* Aug. 10, 2021**

(54) **MOTOR VEHICLE BODY**  
(71) Applicant: **Ford Global Technologies, LLC**,  
Dearborn, MI (US)  
(72) Inventors: **Dong H. Park**, Canton, MI (US);  
**Anthony Meyer**, Royal Oak, MI (US);  
**William K. Moore**, West Bloomfield,  
MI (US); **Soohyoung Kim**, Northville,  
MI (US); **Thomas Marminc**, Ferndale,  
MI (US); **Damon G. Depeyster**,  
Northville, MI (US); **Gordon M.**  
**Platto**, Troy, MI (US)

D728,426 S \* 5/2015 Di Buduo ..... D12/91  
D736,120 S \* 8/2015 Blanski ..... D12/91  
D741,224 S \* 10/2015 Rupar ..... D12/91  
D741,752 S \* 10/2015 Messale ..... D12/91  
D743,303 S \* 11/2015 Huang ..... D12/91  
D791,645 S \* 7/2017 Henstridge ..... D12/91  
D819,495 S \* 6/2018 Bucher ..... D12/91  
D819,496 S \* 6/2018 Bucher ..... D12/91  
D819,497 S \* 6/2018 Platto ..... D12/91  
D821,920 S \* 7/2018 Platto ..... D12/91  
D830,232 S \* 10/2018 Tamiya ..... D12/91  
D881,754 S \* 4/2020 Park ..... D12/91  
D882,461 S \* 4/2020 Dewitt ..... D12/91  
D883,143 S \* 5/2020 Woodhouse ..... D12/91  
D884,559 S \* 5/2020 Lucas ..... D12/91  
D890,030 S \* 7/2020 Metros ..... D12/91

(73) Assignee: **Ford Global Technologies, LLC**,  
Dearborn, MI (US)

(\*\*) Term: **15 Years**

(21) Appl. No.: **29/732,073**

(22) Filed: **Apr. 21, 2020**

**Related U.S. Application Data**

(62) Division of application No. 29/650,660, filed on Jun.  
8, 2018, now Pat. No. Des. 881,754.

(51) **LOC (13) Cl.** ..... **12-08**

(52) **U.S. Cl.**  
USPC ..... **D12/91**

(58) **Field of Classification Search**  
USPC ..... D12/86, 90-92; D21/424, 433, 434;  
296/181.1-181.5, 183.1  
CPC ..... B62D 25/00; B62D 25/06; B62D 33/00;  
B62D 35/00  
See application file for complete search history.

(56) **References Cited**

**U.S. PATENT DOCUMENTS**

D725,550 S \* 3/2015 Wolff ..... D12/91  
D728,424 S \* 5/2015 Rupar ..... D12/91

(Continued)

*Primary Examiner* — Melody N Brown


(57) **CLAIM**

The ornamental design for a motor vehicle body, as shown  
and described.

**DESCRIPTION**

FIG. 1 is a front elevational view of a motor vehicle body,  
showing our new design;  
FIG. 2 is a rear view thereof;  
FIG. 3 is a left side elevational view thereof;  
FIG. 4 is a right side elevational view thereof;  
FIG. 5 is a top plan view thereof;  
FIG. 6 is a top, front and left side perspective view thereof;  
and,  
FIG. 7 is a top, rear, and left side perspective view thereof.  
The portions of the vehicle shown in a de-emphasized and  
half-tone form and the broken lines that represent a bound-  
ary around what is claimed as the design are all for illus-  
trative and environmental purposes that do not form no part  
of the claimed design.

**1 Claim, 7 Drawing Sheets**



(56)

**References Cited**

U.S. PATENT DOCUMENTS

D890,031 S \* 7/2020 Metros ..... D12/91  
D890,032 S \* 7/2020 Woodhouse ..... D12/91

\* cited by examiner

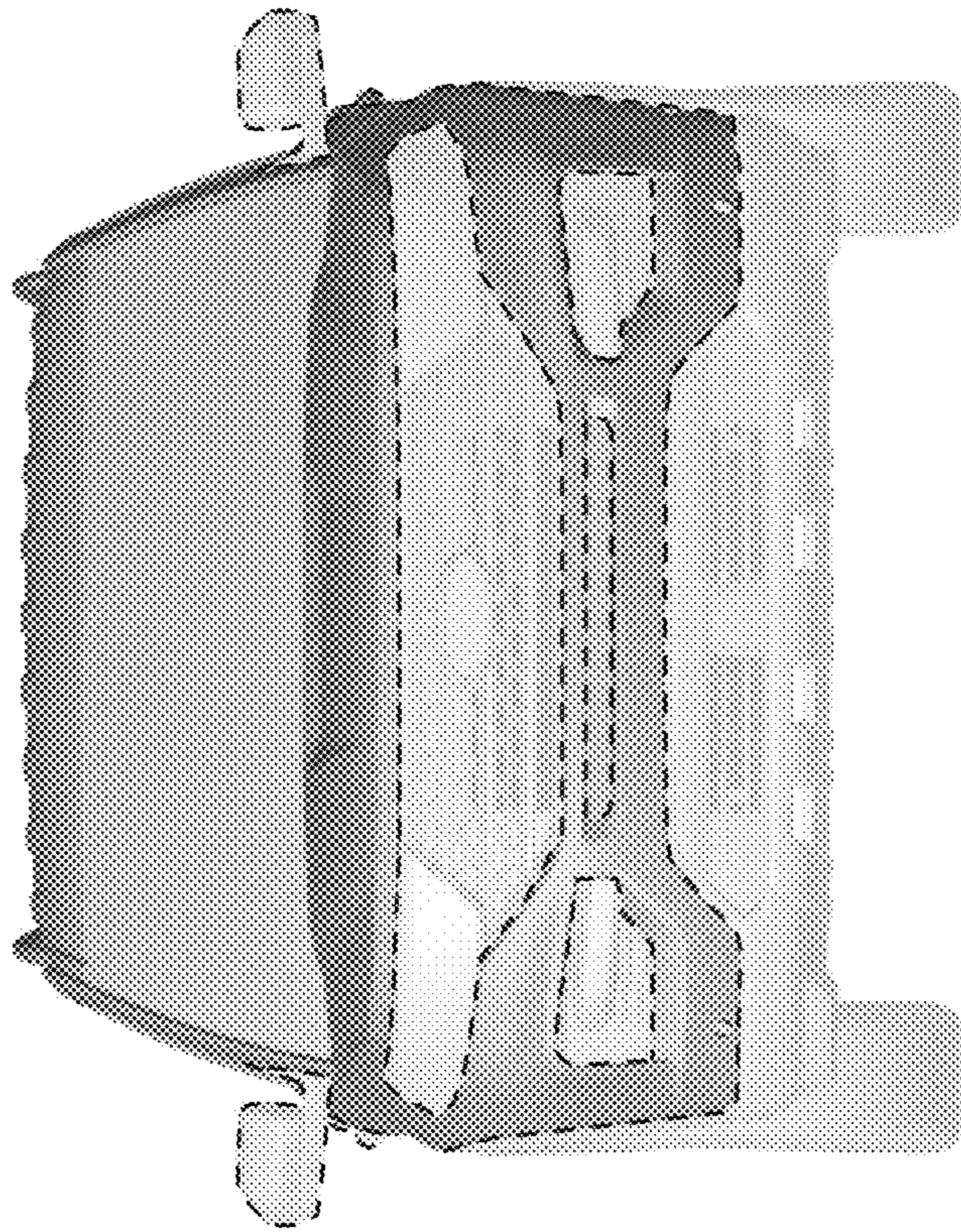


Fig. 1




Fig. 2

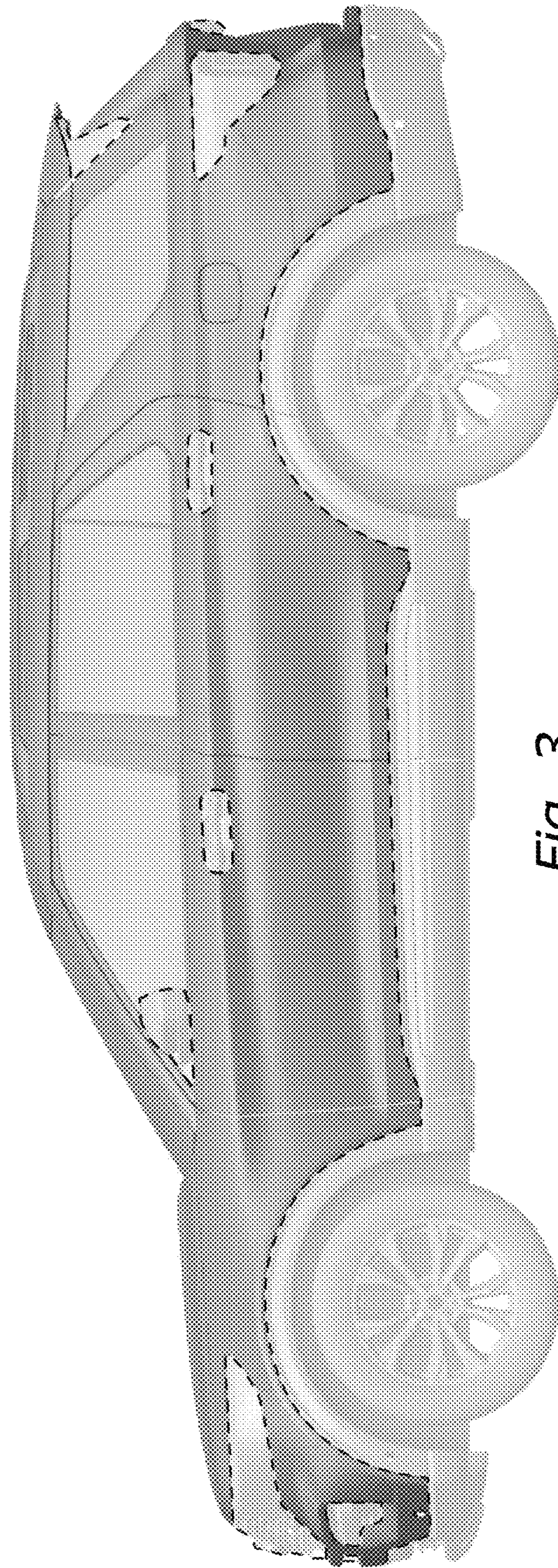


Fig. 3



Fig. 4




Fig. 5



Fig. 6



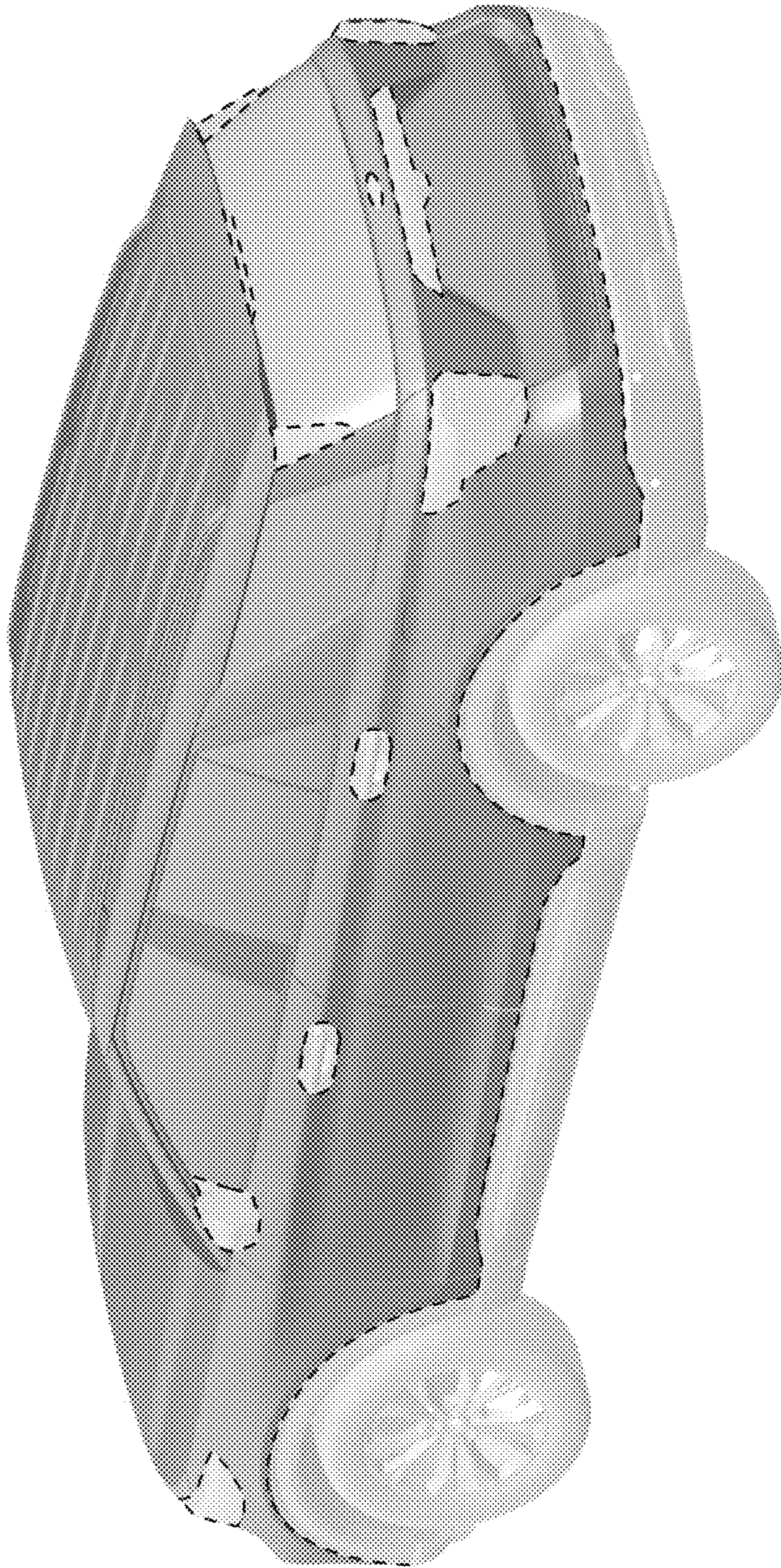


Fig. 7