

US00D927349S

(12) **United States Design Patent** (10) **Patent No.:** **US D927,349 S**
Joyce (45) **Date of Patent:** **** Aug. 10, 2021**

- (54) **PLANTER**
- (71) Applicant: **ATT Southern, Inc.**, Camp Hill, PA (US)
- (72) Inventor: **John Joyce**, Lilburn, GA (US)
- (73) Assignee: **ATT SOUTHERN LLC**, Orlando, FL (US)
- (**) Term: **15 Years**
- (21) Appl. No.: **29/717,834**
- (22) Filed: **Dec. 19, 2019**
- (51) **LOC (13) Cl.** **11-02**
- (52) **U.S. Cl.**
USPC **D11/152**
- (58) **Field of Classification Search**
USPC D11/143–156, 164; D3/304;
D6/403–405, 556–558; D7/584, 586,
D7/587; D8/1
CPC ... A01G 5/04; A01G 5/06; A01G 9/00; A01G
9/02; A01G 9/021; A01G 9/023; A01G
9/027; A01G 9/028; A01G 9/029; A01G
9/28; A01G 31/06
See application file for complete search history.

- (56) **References Cited**
U.S. PATENT DOCUMENTS
D52,692 S * 11/1918 Beiswanger D7/565
3,307,602 A * 3/1967 Boster B65D 47/127
220/254.7
D313,203 S * 12/1990 Carlson 47/79
D409,946 S * 5/1999 Hensen D11/152
D483,690 S * 12/2003 Sieverding D11/152
D504,086 S 4/2005 Harbaugh
7,886,484 B1 * 2/2011 Chen A01G 9/02
47/65.5
D636,703 S * 4/2011 White D11/152

- D684,891 S 6/2013 Team et al.
- 8,667,735 B2 * 3/2014 Harbaugh A01G 9/02
47/66.1
D721,494 S * 1/2015 Liu D3/306
D723,418 S * 3/2015 Thuma D11/143
9,226,455 B2 * 1/2016 Harbaugh A01G 9/021
D765,232 S * 8/2016 Horsfield D23/343
D800,014 S * 10/2017 Beesley D11/152
D800,599 S * 10/2017 Dodd D11/152
D820,721 S * 6/2018 Wang D11/143
D830,891 S * 10/2018 Thuma D11/152
D831,534 S * 10/2018 Wang D11/152
D832,136 S * 10/2018 Wang D11/152
D833,329 S * 11/2018 Ryan D11/153
D833,748 S * 11/2018 Ryan D3/306
D840,868 S * 2/2019 Keeble D11/152
2010/0107488 A1 * 5/2010 King A01G 13/0212
47/20.1
2014/0044892 A1 * 2/2014 Glenn A41G 1/002
428/16

(Continued)

Primary Examiner — Elizabeth A. Albert
(74) Attorney, Agent, or Firm — Brooks Kushman P.C.

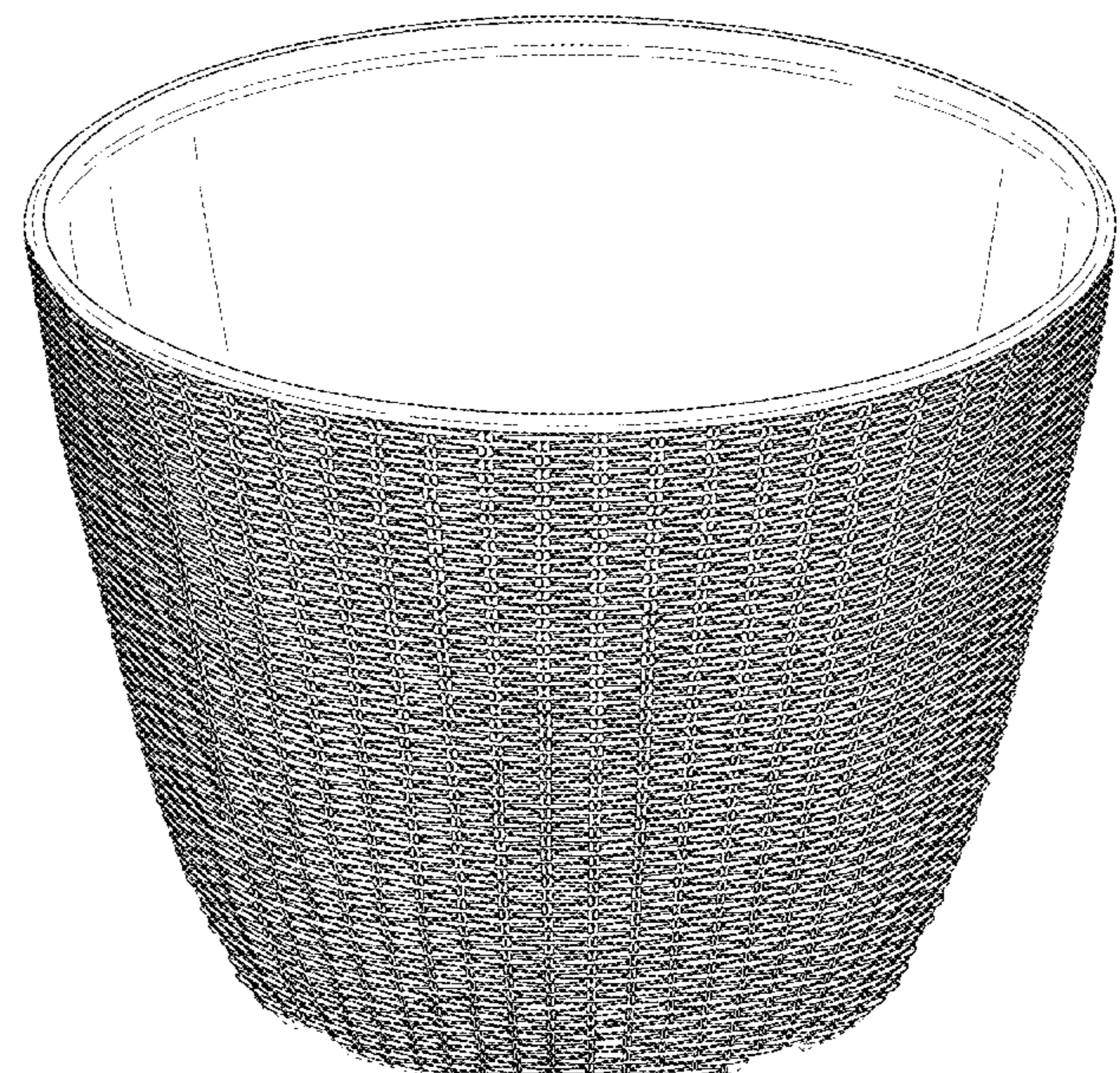
(57) **CLAIM**

The ornamental design for a planter, as shown and described.

DESCRIPTION

FIG. 1 is a front, top, right perspective view of a planter showing my new design;
FIG. 2 is a front elevation view of FIG. 1;
FIG. 3 is a rear elevation view of FIG. 1;
FIG. 4 is a left side elevation view of FIG. 1;
FIG. 5 is a right side elevation view of FIG. 1;
FIG. 6 is a top plan view of FIG. 1; and,
FIG. 7 is a bottom plan view of FIG. 1.
The broken lines showing the inside and outside bottom are included for the purpose of illustrating portions of the planter that form no part of the claimed design.

1 Claim, 7 Drawing Sheets



(56)

References Cited

U.S. PATENT DOCUMENTS

2016/0198641 A1* 7/2016 Lee A01G 9/02
47/65.5

* cited by examiner

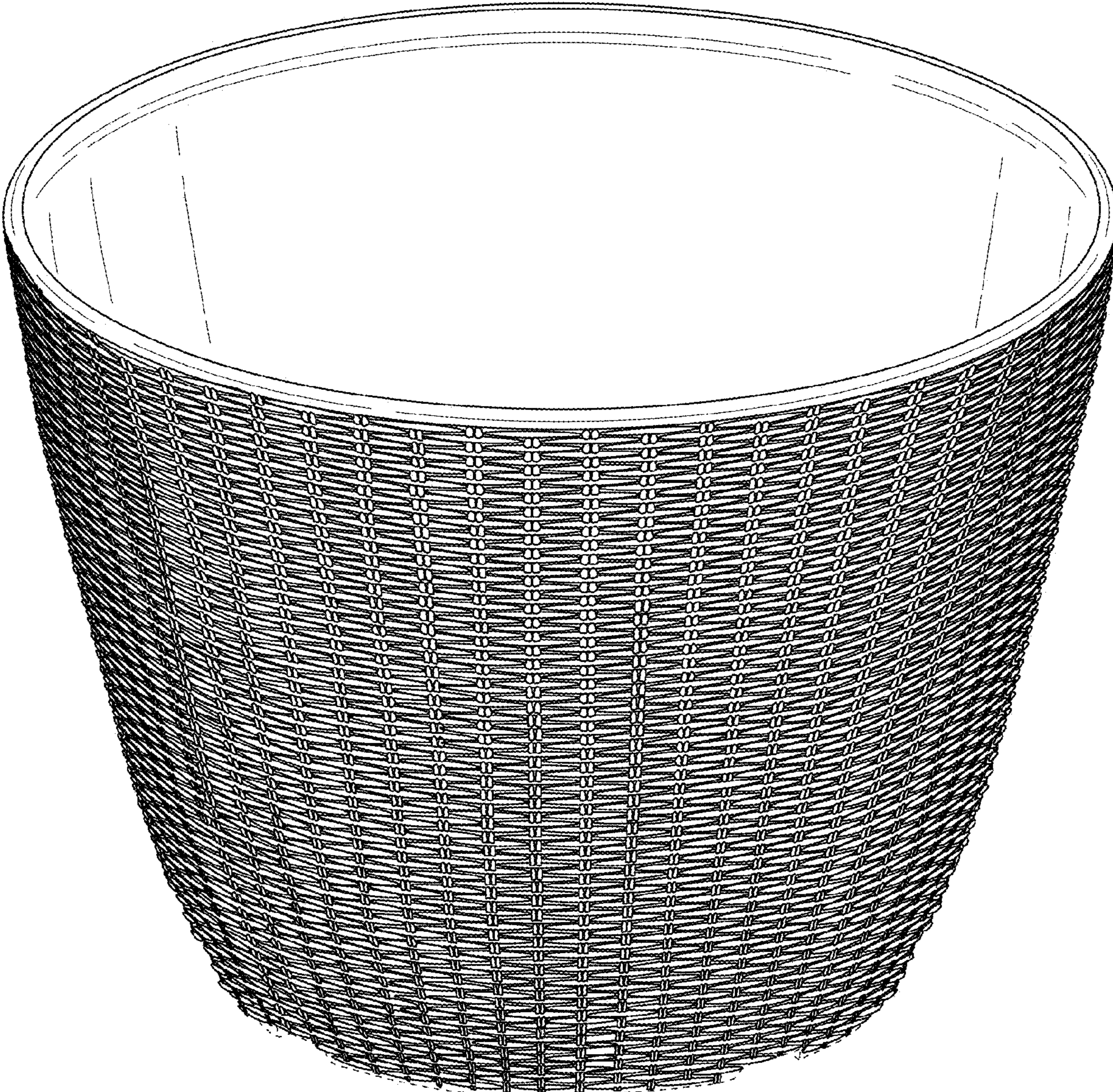


FIG. 1




FIG. 2




FIG. 3




FIG. 4




FIG. 5

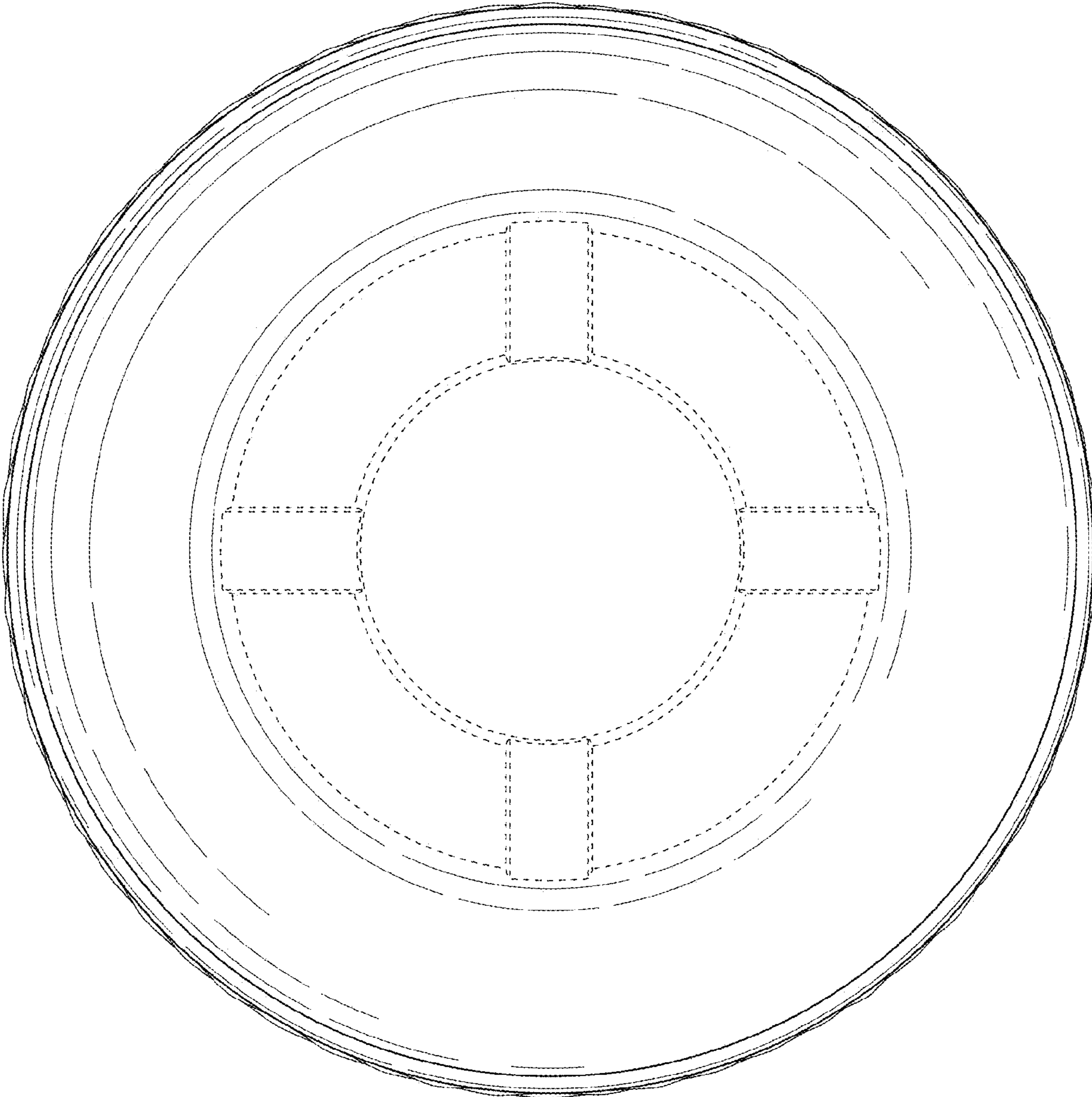


FIG. 6

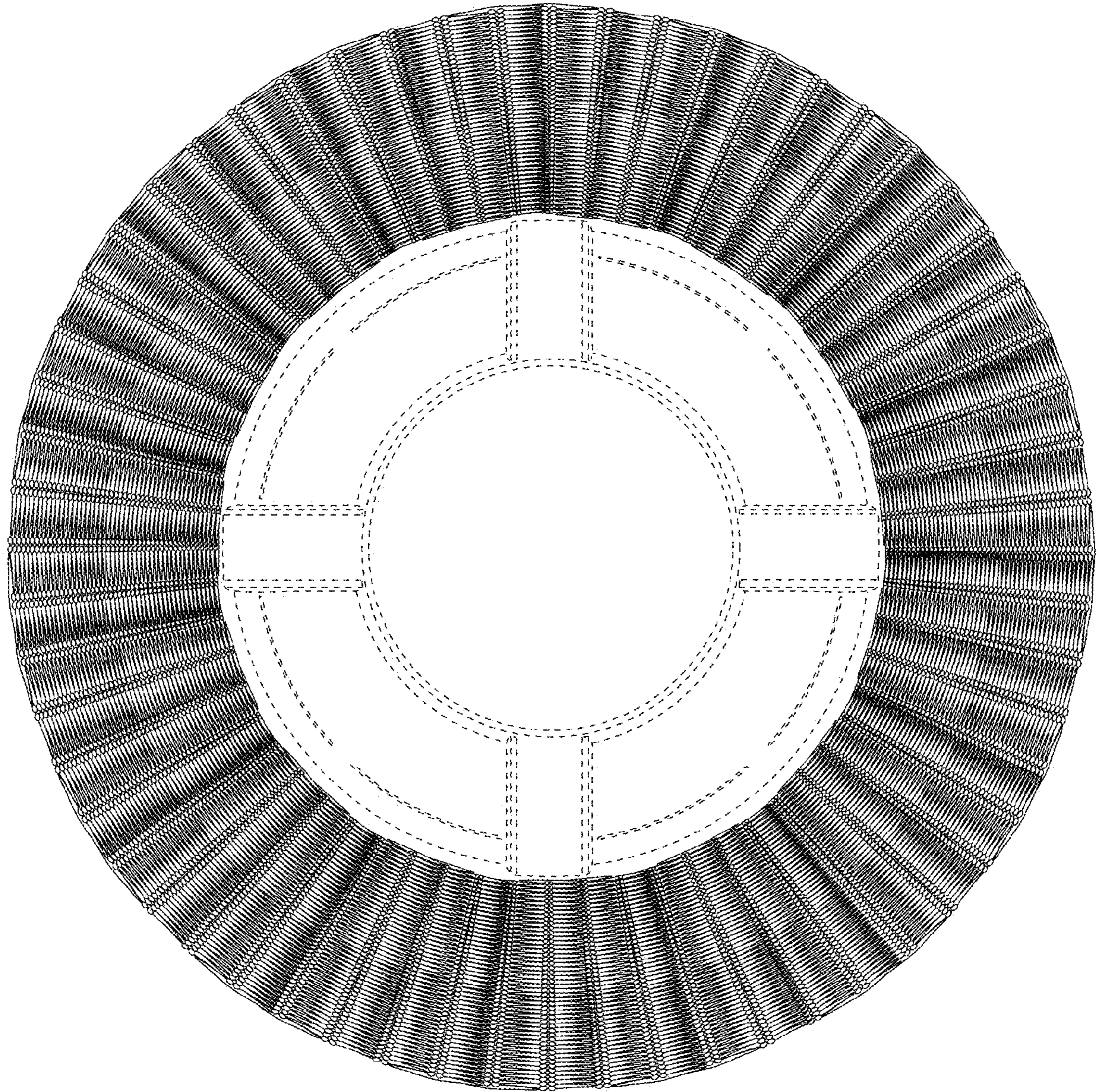


FIG. 7